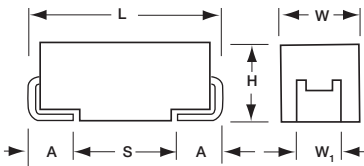



TBJ SERIES

DLA Dwgs 07016 & 95158



MARKING

(Brown marking on gold body)



Polarity Stripe (+)
Capacitance Code
Rated Voltage
Manufacturer's ID
Lot Number

The DLA 07016 & 95158 families, based on the CWR11 form factor, are high reliability series encompassing the current range of EIA Low ESR ratings. DLA 07016 has the widest range of case sizes, capacitance / voltage ratings, and is offered with Weibull Grade "B", "C", and "D" reliability with all MIL-PRF-55365 surge test options ("A", "B" & "C").

For Space Level applications, AVX SRC9000 qualification is recommend. Please refer to the TBJ COTS-Plus SRC9000 datasheet for part number availability.

There are four termination finishes available:

solder plated, fused solder plated, hot solder dipped and gold plated (these correspond to "H", "K", "C" and "B" termination, respectively, per MIL-PRF-55365).

The molding compound has been selected to meet the requirements of UL94V-0 (Flame Retardancy) and outgassing requirements of ASTM E-595.

For moisture sensitivity levels please refer to the High Reliability Tantalum MSL section located in the back of the High Reliability Tantalum Catalog.

CASE DIMENSIONS: millimeters (inches)

Code	EIA Code	EIA Metric	L±0.20 (0.008)	W+0.20 (0.008) -0.10 (0.004)	H+0.20 (0.008) -0.10 (0.004)	W ₁ ±0.20 (0.008)	A+0.30 (0.012) -0.20 (0.008)	S Min.
A	1206	3216-18	3.20 (0.126)	1.60 (0.063)	1.60 (0.063)	1.20 (0.047)	0.80 (0.031)	1.10 (0.043)
B	1210	3528-21	3.50 (0.138)	2.80 (0.110)	1.90 (0.075)	2.20 (0.087)	0.80 (0.031)	1.40 (0.055)
C	2312	6032-28	6.00 (0.236)	3.20 (0.126)	2.60 (0.102)	2.20 (0.087)	1.30 (0.051)	2.90 (0.114)
D	2917	7343-31	7.30 (0.287)	4.30 (0.169)	2.90 (0.114)	2.40 (0.094)	1.30 (0.051)	4.40 (0.173)
E	2917	7343-43	7.30 (0.287)	4.30 (0.169)	4.10 (0.162)	2.40 (0.094)	1.30 (0.051)	4.40 (0.173)
V	2924	7361-38	7.30 (0.287)	6.10 (0.240)	3.55 (0.140)	3.10 (0.122)	1.30 (0.051)	4.40 (0.173)

W₁ dimension applies to the termination width for A dimensional area only.

CAPACITANCE AND RATED VOLTAGE, V_R (MIL VOLTAGE CODE) RANGE LETTER DENOTES CASE SIZE (ESR LIMITS IN PARENTHESES)

Capacitance		Rated Voltage DC (V _R) at 85°C							
µF	Code	4V (G)	6V (J)	10V (A)	16V (C)	20V (D)	25V (E)	35V (V)	50V (T)
0.15	154								A(15000)
0.22	224								A(18000)
0.47	474							A(12000)	A(9500)/B(9500)
0.68	684						A(10000)	A(8000)	A(7900)
1.0	105						A(8000)	A(7500)	A(6600)/B(7000)
1.5	155					A(6500)	A(3000, 7500)	A(7500)/B(5200)	C(2000)/D(1500)
2.2	225				A(5500)	A(3000)	A(7000)/B(2000)	B(2000)	D(1200)
3.3	335		A(8000)		A(3500, 5000)		B(2000)	B(1000)	D(800)
4.7	475		A(6000)	A(5000)	A(2000)	A(1800, 4000) B(1000)	A(3100) B(700,1500)	B(1500) C(600)/D(450)	D(300)
6.8	685		A(5000)	A(4000)	A(1500)/B(1200)	B(1000)	B(700, 2800) C(700)	C(350)/D(400) E(300)	D(300, 600)
10	106		A(4000)	A(1800, 3000)	A(3000)/B(900)	B(500, 1000) C(700)	C(300, 500)	C(1600)/D(125, 300) E(250)	
15	156		A(3500)	A(1000, 3200) B(600)	B(500, 800)	B(500)/C(450) D(275)	D(275)/E(200)	C(450)/D(100, 300) E(225)	
22	226		A(3000)/B(600)	B(500, 700) C(300)	B(500, 600) C(150, 375)	B(600)/C(400) D(275)	C(275, 400) D(100, 200)/E(225)	D(125, 400) E(125, 300)	
33	336	A(3000)	B(600)	A(700)/B(425, 650) C(500)	C(100, 300) D(250)	C(300) D(100, 200)	D(90, 300) E(100, 175)	D(200, 300) E(300)	
47	476		C(300)	C(200, 350) D(200)	C(110, 350) D(80, 200)	D(100, 200) E(150)	D(175, 250)	E(250)/V(200)	
68	686	A(1500)	B(500)/C(200) D(175)	C(80, 300) D(150)/E(150)	D(150)	D(70, 200) E(150, 200)	V(95)		
100	107	A(1400) B(900)	C(75, 150)	C(75, 200) D(50, 100)/E(100)	D(50, 125) E(125)	V(60)			
150	157		D(125)/E(125)	D(50, 100)/E(100)	D(60, 150)/V(45)				
220	227		D(100, 125) E(100)	D(50, 150) E(50, 100)	V(50)				
330	337		E(50, 150)	D(50, 150) E(50, 100)/V(40)					
470	477		E(50, 200)/V(40)	E(50, 200)/V(40)					
1000	108		E(200)						



NOTE: EIA standards for Low ESR solid tantalum capacitors allow an ESR movement of 1.25 times initial limit post mounting.

TBJ SERIES

DLA Dwgs 07016 & 95158

HOW TO ORDER

DLA DWG P/N:

<p>07016</p> <hr style="width: 50%; margin: 0 auto;"/> <p>DLA DWG 07016</p>	<p>-001</p> <hr style="width: 50%; margin: 0 auto;"/> <p>Dash Number See Rating Tables</p>	<p>K</p> <hr style="width: 50%; margin: 0 auto;"/> <p>Capacitance Tolerance K = ±10% M = ±20%</p>	<p>B</p> <hr style="width: 50%; margin: 0 auto;"/> <p>Reliability Grade B = B Weibull C = C Weibull D = D Weibull</p>	<p>C</p> <hr style="width: 50%; margin: 0 auto;"/> <p>Termination Finish B = Gold Plated (10 microinch minimum) H = Solder Plated (50 microinch minimum) C = Hot Solder Dip (60 microinch minimum) *For Gold Plated Termination Finish, contact the factory for availability.</p>	<p>A</p> <hr style="width: 50%; margin: 0 auto;"/> <p>Surge Test Option A = 10 cycles, +25°C B = 10 cycles, -55°C & +85°C C = 10 cycles, -55°C & +85°C before Weibull Z = None required Per MIL-PRF-55365</p>
 <p>LEAD-FREE LEAD-FREE COMPATIBLE COMPONENT</p> <p>RoHS COMPLIANT</p> <p><small>For RoHS compliant products, please select correct termination style.</small></p>					
<p>95158</p> <hr style="width: 50%; margin: 0 auto;"/> <p>DLA DWG 95158</p>	<p>-01</p> <hr style="width: 50%; margin: 0 auto;"/> <p>Dash Number See Rating Tables</p>	<p>K</p> <hr style="width: 50%; margin: 0 auto;"/> <p>Capacitance Tolerance K = ±10% M = ±20%</p>	<p>H</p> <hr style="width: 50%; margin: 0 auto;"/> <p>Termination Finish B = Gold Plated (10 microinch minimum) H = Solder Plated (100 microinch minimum) *For Gold Plated Termination Finish, contact the factory for availability.</p>		
 <p>LEAD-FREE LEAD-FREE COMPATIBLE COMPONENT</p> <p>RoHS COMPLIANT</p> <p><small>For RoHS compliant products, please select correct termination style.</small></p>					

TECHNICAL SPECIFICATIONS

Technical Data:	Unless otherwise specified, all technical data relate to an ambient temperature of 25°C									
Capacitance Range:	0.15 µF to 1000 µF									
Capacitance Tolerance:	±10%; ±20%									
Rated Voltage (V _R)	≤ 85°C:	4	6	10	16	20	25	35	50	
Category Voltage (V _C)	≤ 125°C:	2.7	4	7	10	13	17	23	33	
Surge Voltage (V _S)	≤ 85°C:	5.2	8	13	20	26	32	46	65	
Surge Voltage (V _S)	≤ 125°C:	3.4	5	8	12	16	20	28	40	
Temperature Range:	-55°C to +125°C									

TBJ SERIES

DLA Dwgs 07016 & 95158

RATING & PART NUMBER REFERENCE		Parametric Specifications by Rating per DLA 95158 or 07016 where applicable										Typical RMS Ripple Data			
		Cap @ 120Hz µF @ 25°C	DC Rated Voltage V @ +85°C	ESR @ 100kHz Ohms @ +25°C	DCL max			DF Max			Power Dissipation W	25°C Ripple A (100kHz)	85°C Ripple A (100kHz)	125°C Ripple A (100kHz)	
					+25°C (µA)	+85°C (µA)	+125°C (µA)	+25°C (%)	+(85/125)°C (%)	-55°C (%)					
DLA P/N	Case														
07016 001	* @ ^ +	A	33	4	3000	1.4	14	17	6	9	9	0.075	0.16	0.14	0.06
07016 002	* @ ^ +	A	68	4	1500	2.7	27	32	10	12	14	0.075	0.22	0.20	0.09
07016 003	* @ ^ +	A	100	4	1400	4	40	48	30	36	42	0.075	0.23	0.21	0.09
07016 004	* @ ^ +	B	100	4	900	4	40	48	8	10	12	0.085	0.31	0.28	0.12
07016 005	* @ ^ +	E	1,000	4	200	40	400	480	60	90	90	0.165	0.91	0.82	0.36
07016 006	* @ ^ +	A	3.3	6	8000	0.5	5	6	6	9	9	0.075	0.10	0.09	0.04
07016 007	* @ ^ +	A	4.7	6	6000	0.5	5	6	6	9	10	0.075	0.11	0.10	0.04
07016 008	* @ ^ +	A	6.8	6	5000	0.5	5	6	6	9	10	0.075	0.12	0.11	0.05
07016 009	* @ ^ +	A	10	6	4000	0.6	10	11	6	9	10	0.075	0.14	0.12	0.05
07016 010	* @ ^ +	A	15	6	3500	0.9	10	11	6	9	10	0.075	0.15	0.13	0.06
07016 011	* @ ^ +	A	22	6	3000	1.4	14	17	6	9	10	0.075	0.16	0.14	0.06
07016 012	* @ ^ +	B	22	6	600	1.4	14	17	6	9	10	0.085	0.38	0.34	0.15
07016 013	* @ ^ +	B	33	6	600	2.1	21	25	6	9	10	0.085	0.38	0.34	0.15
07016 014	* @ ^ +	C	47	6	300	3	30	36	6	9	10	0.110	0.61	0.54	0.24
07016 015	* @ ^ +	B	68	6	500	4.3	43	51	8	10	12	0.085	0.41	0.37	0.16
07016 016	* @ ^ +	C	68	6	200	4.3	43	51	6	9	10	0.110	0.74	0.67	0.30
95158 01	* ^	D	68	6	175	3.3	19.8	33	4	6	6	0.150	0.93	0.83	0.37
07016 017	* @ ^ +	C	100	6	150	6.3	63	76	6	9	10	0.110	0.86	0.77	0.34
07016 018	* @ ^ +	C	100	6	75	6.3	63	76	6	9	10	0.110	1.21	1.09	0.48
07016 019	* @ ^ +	D	150	6	125	9.5	95	113	6	9	10	0.150	1.10	0.99	0.44
95158 02	* ^	E	150	6	125	7.2	43.2	72	6	8	8	0.165	1.15	1.03	0.46
07016 020	* @ ^ +	D	220	6	125	13.9	139	166	8	10	12	0.150	1.10	0.99	0.44
95158 25	* ^	D	220	6	100	13.2	132	165	8	10	12	0.150	1.22	1.10	0.49
95158 03	* ^	E	220	6	100	13.2	132	165	8	12	12	0.165	1.28	1.16	0.51
07016 021	* @ ^ +	E	330	6	150	20.8	208	249	8	10	12	0.165	1.05	0.94	0.42
07016 022	* @ ^ +	E	330	6	50	20.8	208	249	8	10	12	0.165	1.82	1.63	0.73
07016 023	M @ ^ +	E	470	6	200	29.6	296	355	10	12	14	0.165	0.91	0.82	0.36
07016 024	M @ ^ +	E	470	6	50	29.6	296	355	10	12	14	0.165	1.82	1.63	0.73
07016 025	* @ ^ +	V	470	6	40	29.6	296	355	10	12	12	0.250	2.50	2.25	1.00
07016 026	* @ ^ +	A	4.7	10	5000	0.5	5	6	6	9	10	0.075	0.12	0.11	0.05
07016 027	* @ ^ +	A	6.8	10	4000	0.7	7	8	6	9	10	0.075	0.14	0.12	0.05
07016 028	* @ ^ +	A	10	10	3000	1	10	12	6	9	10	0.075	0.16	0.14	0.06
07016 029	* @ ^ +	A	10	10	1800	1	10	12	6	9	10	0.075	0.20	0.18	0.08
07016 030	* @ ^ +	A	15	10	3200	1.6	16	19	6	9	10	0.075	0.15	0.14	0.06
07016 031	* @ ^ +	A	15	10	1000	1.6	16	19	6	9	10	0.075	0.27	0.25	0.11
07016 032	* @ ^ +	B	15	10	600	1.6	16	19	6	9	10	0.085	0.38	0.34	0.15
07016 033	* @ ^ +	B	22	10	700	2.2	22	26	6	9	10	0.085	0.35	0.31	0.14
07016 034	* @ ^ +	B	22	10	500	2.2	22	26	6	9	10	0.085	0.41	0.37	0.16
07016 035	* @ ^ +	C	22	10	300	2.2	22	26	6	9	10	0.110	0.61	0.54	0.24
07016 036	* @ ^ +	A	33	10	700	3.3	33	40	8	10	12	0.075	0.33	0.29	0.13
07016 037	* @ ^ +	B	33	10	650	3.3	33	40	6	9	10	0.085	0.36	0.33	0.14
07016 038	* @ ^ +	B	33	10	425	3.3	33	40	6	9	10	0.085	0.45	0.40	0.18
07016 039	* @ ^ +	C	33	10	500	3.3	33	40	6	9	10	0.110	0.47	0.42	0.19
07016 040	* @ ^ +	C	47	10	350	4.7	47	56	6	9	10	0.110	0.56	0.50	0.22
07016 041	* @ ^ +	C	47	10	200	4.7	47	56	6	9	10	0.110	0.74	0.67	0.30
95158 -04	* ^	D	47	10	200	3.8	22.8	38	4	6	6	0.150	0.87	0.78	0.35
07016 042	* @ ^ +	C	68	10	300	6.8	68	82	8	10	12	0.110	0.61	0.54	0.24
07016 043	* @ ^ +	C	68	10	80	6.8	68	82	8	10	12	0.110	1.17	1.06	0.47
07016 044	* @ ^ +	D	68	10	150	6.8	68	82	6	9	10	0.150	1.00	0.90	0.40
95158 05	* ^	E	68	10	150	5.4	32.4	54	4	6	6	0.165	1.05	0.94	0.42

All technical data relates to an ambient temperature of +25°C. Capacitance and DF are measured at 120Hz, 0.5V RMS with a maximum DC bias of 2.2 volts. DCL is measured at rated voltage and a 10% ripple.

NOTE: AVX reserves the right to supply a higher voltage rating or tighter tolerance part in the same case size, with the same reliability standards.

TBJ SERIES

DLA Dwgs 07016 & 95158

RATING & PART NUMBER REFERENCE		Parametric Specifications by Rating per DLA 95158 or 07016 where applicable										Typical RMS Ripple Data		
		Cap @ 120Hz µF @ 25°C	DC Rated Voltage V @ +85°C	ESR @ 100kHz Ohms @ +25°C	DCL max			DF Max			Power Dissipation W	25°C Ripple A (100kHz)	85°C Ripple A (100kHz)	125°C Ripple A (100kHz)
					+25°C (µA)	+85°C (µA)	+125°C (µA)	+25°C (%)	+(85/125)°C (%)	-55°C (%)				
DLA P/N	Case													
07016 045 * @ ^ +	C	100	10	200	10	100	120	8	10	12	0.110	0.74	0.67	0.30
07016 046 * @ ^ +	C	100	10	75	10	100	120	8	10	12	0.110	1.21	1.09	0.48
95158 06 * ^	D	100	10	100	10	100	125	8	12	12	0.150	1.22	1.10	0.49
07016 047 * @ ^ +	D	100	10	50	10	100	120	6	9	10	0.150	1.73	1.56	0.69
95158 07 * ^	E	100	10	100	8	48	80	6	8	8	0.165	1.28	1.16	0.51
95158 26 * ^	D	150	10	100	15	150	187.5	8	10	12	0.150	1.22	1.10	0.49
07016 048 * @ ^ +	D	150	10	50	15	150	180	8	10	12	0.150	1.73	1.56	0.69
95158 08 * ^	E	150	10	100	15	150	187.5	8	12	12	0.165	1.28	1.16	0.51
07016 049 * @ ^ +	D	220	10	150	22	220	264	8	10	12	0.150	1.00	0.90	0.40
07016 050 M @ ^ +	D	220	10	50	15	150	180	8	10	12	0.150	1.73	1.56	0.69
95158 28 * ^	E	220	10	100	15	150	187.5	8	10	12	0.165	1.28	1.16	0.51
07016 051 * @ ^ +	E	220	10	50	22	220	264	8	10	12	0.165	1.82	1.63	0.73
07016 052 M @ ^ +	D	330	10	150	33	330	396	8	10	12	0.150	1.00	0.90	0.40
07016 053 M @ ^ +	D	330	10	50	33	330	396	8	10	12	0.150	1.73	1.56	0.69
07016 054 * @ ^ +	E	330	10	100	33	330	396	8	10	12	0.165	1.28	1.16	0.51
07016 055 * @ ^ +	E	330	10	50	33	330	396	8	10	12	0.165	1.82	1.63	0.73
07016 056 * @ ^ +	V	330	10	40	33	330	396	8	10	12	0.250	2.50	2.25	1.00
07016 057 M @ ^ +	E	470	10	200	47	470	564	10	12	14	0.165	0.91	0.82	0.36
07016 058 M @ ^ +	E	470	10	50	47	470	564	10	12	14	0.165	1.82	1.63	0.73
07016 059 * @ ^ +	V	470	10	40	47	470	564	10	12	14	0.250	2.50	2.25	1.00
07016 060 * @ ^ +	A	2.2	16	5500	0.5	5	6	6	9	10	0.075	0.12	0.11	0.05
07016 061 * @ ^ +	A	3.3	16	5000	0.5	5	6	6	9	10	0.075	0.12	0.11	0.05
07016 062 * @ ^ +	A	3.3	16	3500	0.5	5	6	6	9	10	0.075	0.15	0.13	0.06
07016 063 * @ ^ +	A	4.7	16	2000	0.8	8	10	6	9	10	0.075	0.19	0.17	0.08
07016 064 * @ ^ +	A	6.8	16	1500	1.1	11	13	6	9	10	0.075	0.22	0.20	0.09
07016 065 * @ ^ +	B	6.8	16	1200	1.1	11	13	6	9	10	0.085	0.27	0.24	0.11
07016 066 * @ ^ +	A	10	16	3000	1.6	16	19	6	9	10	0.075	0.16	0.14	0.06
07016 067 * @ ^ +	B	10	16	900	1.6	16	19	6	9	10	0.085	0.32	0.29	0.13
07016 068 * @ ^ +	B	15	16	800	2.4	24	29	6	9	10	0.085	0.33	0.29	0.13
07016 069 * @ ^ +	B	15	16	500	2.4	24	29	6	9	10	0.085	0.41	0.37	0.16
07016 070 * @ ^ +	B	22	16	600	3.6	36	43	6	9	10	0.085	0.38	0.34	0.15
07016 071 * @ ^ +	C	22	16	375	3.6	36	43	6	9	10	0.110	0.54	0.49	0.22
07016 072 * @ ^ +	C	22	16	150	3.6	36	43	6	9	10	0.110	0.86	0.77	0.34
07016 073 * @ ^ +	B	22	16	500	3.6	36	43	6	9	10	0.085	0.41	0.37	0.16
07016 074 * @ ^ +	C	33	16	300	5.3	53	64	6	9	10	0.110	0.61	0.54	0.24
07016 075 * @ ^ +	C	33	16	100	5.3	53	64	6	9	10	0.110	1.05	0.94	0.42
95158 09 * ^	D	33	16	250	4.2	25.2	42	4	6	6	0.150	0.77	0.70	0.31
07016 076 * @ ^ +	C	47	16	350	7.6	76	91	6	9	10	0.110	0.56	0.50	0.22
07016 077 * @ ^ +	C	47	16	110	7.6	76	91	6	9	10	0.110	1.00	0.90	0.40
07016 078 * @ ^ +	D	47	16	80	7.6	76	91	6	9	10	0.150	1.37	1.23	0.55
95158 10 * ^	D	47	16	200	7.5	75	94	6	9	9	0.150	0.87	0.78	0.35
07016 079 * @ ^ +	D	68	16	150	10.9	109	131	6	9	10	0.150	1.00	0.90	0.40
07016 080 * @ ^ +	D	100	16	125	16	160	192	6	9	10	0.150	1.10	0.99	0.44
07016 081 * @ ^ +	D	100	16	50	16	160	192	6	9	10	0.150	1.73	1.56	0.69
95158 11 * ^	E	100	16	125	16	160	200	8	12	12	0.165	1.15	1.03	0.46
07016 082 M @ ^ +	D	150	16	150	24	240	288	6	9	10	0.150	1.00	0.90	0.40
07016 083 M @ ^ +	D	150	16	60	24	240	288	6	9	10	0.150	1.58	1.42	0.63
07016 084 * @ ^ +	V	150	16	45	24	480	288	6	8	10	0.250	2.36	2.12	0.94
07016 085 * @ ^ +	V	220	16	50	35.2	352	422	8	10	12	0.250	2.24	2.01	0.89
07016 086 * @ ^ +	A	1.5	20	6500	0.5	5	6	6	8	10	0.075	0.11	0.10	0.04

All technical data relates to an ambient temperature of +25°C. Capacitance and DF are measured at 120Hz, 0.5V RMS with a maximum DC bias of 2.2 volts. DCL is measured at rated voltage and 100kHz.

NOTE: AVX reserves the right to supply a higher voltage rating or tighter tolerance part in the same case size, to the same reliability standards.



The Important Information/Disclaimer is incorporated in the catalog where these specifications came from or available online at www.avx.com/disclaimer/ by reference and should be reviewed in full before placing any order.

TBJ SERIES

DLA Dwgs 07016 & 95158

RATING & PART NUMBER REFERENCE		Parametric Specifications by Rating per DLA 95158 or 07016 where applicable										Typical RMS Ripple Data			
		Cap @ 120Hz µF @ 25°C	DC Rated Voltage V @ +85°C	ESR @ 100kHz Ohms @ +25°C	DCL max			DF Max			Power Dissipation W	25°C Ripple A (100kHz)	85°C Ripple A (100kHz)	125°C Ripple A (100kHz)	
					+25°C (µA)	+85°C (µA)	+125°C (µA)	+25°C (%)	+(85/125)°C (%)	-55°C (%)					
DLA P/N	Case														
07016 087	* @ ^ +	A	2.2	20	3000	0.5	5	6	6	8	10	0.075	0.16	0.14	0.06
07016 088	* @ ^ +	A	4.7	20	4000	1	10	12	6	8	10	0.075	0.14	0.12	0.05
07016 089	* @ ^ +	A	4.7	20	1800	1	10	12	6	8	10	0.075	0.20	0.18	0.08
07016 090	* @ ^ +	B	4.7	20	1000	2	20	24	6	8	10	0.085	0.29	0.26	0.12
07016 091	* @ ^ +	B	6.8	20	1000	1.4	14	17	6	8	10	0.085	0.29	0.26	0.12
07016 092	* @ ^ +	B	10	20	1000	0.7	7	8	6	8	10	0.085	0.29	0.26	0.12
07016 093	* @ ^ +	B	10	20	500	0.7	7	8	6	8	10	0.085	0.41	0.37	0.16
07016 094	* @ ^ +	C	10	20	700	1.4	14	17	6	8	10	0.110	0.40	0.36	0.16
07016 095	* @ ^ +	B	15	20	500	3	30	36	6	8	10	0.085	0.41	0.37	0.16
07016 096	* @ ^ +	C	15	20	450	3	30	36	6	8	10	0.110	0.49	0.44	0.20
95158 12	* ^	D	15	20	275	2.4	14.4	24	4	6	6	0.150	0.74	0.66	0.30
07016 097	* @ ^ +	B	22	20	600	4.4	44	53	6	8	10	0.085	0.38	0.34	0.15
07016 098	* @ ^ +	C	22	20	400	4.4	44	53	6	8	10	0.110	0.52	0.47	0.21
95158 13	* ^	D	22	20	275	3.5	21	35	4	6	6	0.150	0.74	0.66	0.30
07016 099	* @ ^ +	C	33	20	300	6.6	66	79	6	8	10	0.110	0.61	0.54	0.24
07016 100	* @ ^ +	D	33	20	200	6.6	66	79	6	8	10	0.150	0.87	0.78	0.35
07016 101	* @ ^ +	D	33	20	100	6.6	66	79	6	8	10	0.150	1.22	1.10	0.49
07016 102	* @ ^ +	D	47	20	200	9.4	94	113	6	8	10	0.150	0.87	0.78	0.35
07016 103	* @ ^ +	D	47	20	100	9.4	94	113	6	8	10	0.150	1.22	1.10	0.49
95158 14	* ^	E	47	20	150	7.5	45	75	4	6	6	0.165	1.05	0.94	0.42
07016 104	* @ ^ +	D	68	20	200	13.6	136	163	6	8	10	0.150	0.87	0.78	0.35
07016 105	* @ ^ +	D	68	20	70	13.6	136	163	6	8	10	0.150	1.46	1.32	0.59
07016 106	* @ ^ +	E	68	20	200	13.6	136	163	6	8	10	0.165	0.91	0.82	0.36
95158 15	* ^	E	68	20	150	13.6	136	170	6	8	9	0.165	1.05	0.94	0.42
07016 107	* @ ^ +	V	100	20	60	20	200	240	8	10	12	0.250	2.04	1.84	0.82
07016 108	M @ ^ +	A	0.7	25	10000	0.5	5	6	4	6	8	0.075	0.09	0.08	0.03
07016 109	* @ ^ +	A	1.0	25	8000	0.5	5	6	4	6	8	0.075	0.10	0.09	0.04
07016 110	* @ ^ +	A	1.5	25	7500	0.5	5	6	6	8	10	0.075	0.10	0.09	0.04
07016 111	* @ ^ +	A	1.5	25	3000	0.5	5	6	6	8	10	0.075	0.16	0.14	0.06
07016 112	* @ ^ +	A	2.2	25	7000	0.5	5	6	6	8	10	0.075	0.10	0.09	0.04
07016 113	* @ ^ +	B	2.2	25	2000	0.5	5	6	6	8	10	0.085	0.21	0.19	0.08
07016 114	* @ ^ +	B	3.3	25	2000	0.5	5	6	6	8	10	0.085	0.21	0.19	0.08
07016 115	* @ ^ +	A	4.7	25	3100	1.2	12	14	6	9	10	0.075	0.16	0.14	0.06
07016 116	* @ ^ +	B	4.7	25	1500	1.2	12	14	6	8	10	0.085	0.24	0.21	0.10
07016 117	* @ ^ +	B	4.7	25	700	1.2	12	14	6	8	10	0.085	0.35	0.31	0.14
07016 118	* @ ^ +	B	6.8	25	2800	1.7	17	20	6	8	10	0.085	0.17	0.16	0.07
07016 119	* @ ^ +	B	6.8	25	700	1.7	17	20	6	8	10	0.085	0.35	0.31	0.14
07016 120	* @ ^ +	C	6.8	25	700	1.7	17	20	6	8	10	0.110	0.40	0.36	0.16
07016 121	* @ ^ +	C	10	25	500	2.5	25	30	6	8	10	0.110	0.47	0.42	0.19
07016 122	* @ ^ +	C	10	25	300	2.5	25	30	6	8	10	0.110	0.61	0.54	0.24
95158 16	* ^	D	15	25	275	3.8	38	46.9	6	9	9	0.150	0.74	0.66	0.30
95158 17	* ^	E	15	25	200	3	18	30	4	6	6	0.165	0.91	0.82	0.36
07016 123	* @ ^ +	C	22	25	400	5.5	55	66	6	8	10	0.110	0.52	0.47	0.21
07016 124	* @ ^ +	C	22	25	275	5.5	55	66	6	8	10	0.110	0.63	0.57	0.25
07016 125	* @ ^ +	D	22	25	200	5.5	55	66	6	8	10	0.150	0.87	0.78	0.35
07016 126	* @ ^ +	D	22	25	100	5.5	55	66	6	8	10	0.150	1.22	1.10	0.49
95158 18	* ^	E	22	25	225	4.4	26.4	44	4	6	6	0.165	0.86	0.77	0.34
07016 127	* @ ^ +	D	33	25	300	8.3	83	100	6	8	10	0.150	0.71	0.64	0.28
07016 128	* @ ^ +	D	33	25	90	8.3	83	100	6	8	10	0.150	1.22	1.10	0.49
95158 19	* ^	E	33	25	175	6.6	39.6	66	4	6	6	0.165	0.97	0.87	0.39

All technical data relates to an ambient temperature of +25°C. Capacitance and DF are measured at 120Hz, 0.5V RMS with a maximum DC bias of 2.2 volts. DCL is measured at rated voltage after 1000 hours.

NOTE: AVX reserves the right to supply a higher voltage rating or tighter tolerance part in the same case size, to the same reliability standards.

TBJ SERIES

DLA Dwgs 07016 & 95158

RATING & PART NUMBER REFERENCE		Parametric Specifications by Rating per DLA 95158 or 07016 where applicable										Typical RMS Ripple Data		
		Cap @ 120Hz µF @ 25°C	DC Rated Voltage V @ +85°C	ESR @ 100kHz Ohms @ +25°C	DCL max			DF Max			Power Dissipation W	25°C Ripple A (100kHz)	85°C Ripple A (100kHz)	125°C Ripple A (100kHz)
					+25°C (µA)	+85°C (µA)	+125°C (µA)	+25°C (%)	+(85/125)°C (%)	-55°C (%)				
DLA P/N	Case													
07016 129 * @ ^ +	E	33	25	100	8.3	83	100	6	8	10	0.165	1.35	1.22	0.54
07016 130 M @ ^ +	D	47	25	250	11.8	118	142	6	8	10	0.150	0.77	0.70	0.31
07016 131 M @ ^ +	D	47	25	175	11.8	118	142	6	8	10	0.150	0.93	0.83	0.37
07016 132 * @ ^ +	V	68	25	95	17	170	204	8	10	12	0.250	1.62	1.46	0.65
07016 133 M @ ^ +	A	0.47	35	12000	0.5	5	6	4	6	8	0.075	0.08	0.07	0.03
07016 134 M @ ^ +	A	0.68	35	8000	0.5	5	6	4	6	8	0.075	0.10	0.09	0.04
07016 135 * @ ^ +	A	1.0	35	7500	0.5	5	6	4	6	6	0.075	0.10	0.09	0.04
07016 136 * @ ^ +	A	1.5	35	7500	0.5	5	6	6	8	9	0.075	0.10	0.09	0.04
07016 137 * @ ^ +	B	1.5	35	5200	0.5	5	6	6	8	9	0.085	0.13	0.12	0.05
07016 138 * @ ^ +	B	2.2	35	2000	0.8	8	10	6	8	9	0.085	0.21	0.19	0.08
07016 139 * @ ^ +	B	3.3	35	1000	1.2	12	14	6	8	9	0.085	0.29	0.26	0.12
07016 140 * @ ^ +	B	4.7	35	1500	1.6	16	19	6	8	9	0.085	0.24	0.21	0.10
95158 29 * ^	C	4.7	35	600	1.7	10.2	17	6	8	9	0.110	0.43	0.39	0.17
07016 141 * @ ^ +	D	4.7	35	450	1.6	16	20	6	8	9	0.110	0.49	0.44	0.20
07016 142 * @ ^ +	C	6.8	35	350	2.4	24	29	6	9	9	0.150	0.65	0.59	0.26
07016 143 * @ ^ +	D	6.8	35	400	2.4	24	29	6	9	9	0.165	0.64	0.58	0.26
95158 20 * ^	E	6.8	35	300	1.9	11.4	19	4	6	6	0.165	0.74	0.67	0.30
07016 144 * @ ^ +	C	10	35	1600	3.5	35	42	6	9	9	0.110	0.26	0.24	0.10
95158 27 * ^	D	10	35	300	3.5	35	42	4	6	6	0.150	0.71	0.64	0.28
07016 145 * @ ^ +	D	10	35	125	3.5	35	42	6	9	9	0.150	1.10	0.99	0.44
95158 21 * ^	E	10	35	250	2.8	16.8	28	4	6	6	0.165	0.81	0.73	0.32
07016 146 * @ ^ +	C	15	35	450	5.3	53	64	6	9	9	0.110	0.49	0.44	0.20
07016 147 * @ ^ +	D	15	35	300	5.3	53	64	6	9	9	0.150	0.71	0.64	0.28
07016 148 * @ ^ +	D	15	35	100	5.3	53	64	6	9	9	0.150	1.22	1.10	0.49
95158 22 * ^	E	15	35	225	5.3	53	65.6	6	9	9	0.165	0.86	0.77	0.34
07016 149 * @ ^ +	D	22	35	400	7.7	77	92	6	9	9	0.150	0.61	0.55	0.24
07016 150 * @ ^ +	D	22	35	125	7.7	77	92	6	9	9	0.150	1.10	0.99	0.44
95158 23 * ^	E	22	35	300	7.7	77	96.3	6	9	9	0.165	0.74	0.67	0.30
07016 151 * @ ^ +	E	22	35	125	7.7	77	92	6	9	9	0.165	1.15	1.03	0.46
07016 152 M @ ^ +	D	33	35	300	11.6	116	139	6	9	9	0.150	0.71	0.64	0.28
07016 153 M @ ^ +	D	33	35	200	11.6	116	139	6	9	9	0.150	0.87	0.78	0.35
07016 154 M @ ^ +	E	33	35	300	11.6	116	139	6	9	9	0.165	0.74	0.67	0.30
07016 155 M @ ^ +	E	47	35	250	16.5	165	197	6	9	9	0.165	0.81	0.73	0.32
07016 156 M @ ^ +	V	47	35	200	16.5	165	197	6	9	9	0.250	1.12	1.01	0.45
07016 157 M @ ^ +	A	0.15	50	15000	0.5	5	6	4	6	6	0.075	0.07	0.06	0.03
07016 158 M @ ^ +	A	0.22	50	18000	0.5	5	6	4	6	6	0.075	0.06	0.06	0.03
07016 159 * @ ^ +	A	0.47	50	9500	0.5	5	6	4	6	6	0.075	0.09	0.08	0.04
07016 160 * @ ^ +	B	0.47	50	9500	0.5	5	6	4	6	6	0.085	0.09	0.09	0.04
07016 161 * @ ^ +	A	0.68	50	7900	0.5	5	6	4	6	6	0.075	0.10	0.09	0.04
07016 162 M @ ^ +	A	1.0	50	6600	0.5	5	6	4	6	6	0.075	0.11	0.10	0.04
07016 163 * @ ^ +	B	1.0	50	7000	0.5	5	6	4	6	6	0.085	0.11	0.10	0.04
07016 164 * @ ^ +	C	1.5	50	2000	0.8	8	10	6	8	9	0.110	0.23	0.21	0.09
07016 165 * @ ^ +	D	1.5	50	1500	0.8	8	10	6	8	9	0.150	0.32	0.28	0.13
07016 166 * @ ^ +	D	2.2	50	1200	1.1	11	13	6	8	9	0.150	0.35	0.32	0.14
07016 167 * @ ^ +	D	3.3	50	800	1.7	17	20	6	9	9	0.150	0.43	0.39	0.17
07016 168 * @ ^ +	D	4.7	50	300	2.4	24	29	6	9	9	0.150	0.71	0.64	0.28
07016 169 * @ ^ +	D	6.8	50	600	3.4	34	41	6	6	6	0.150	0.50	0.45	0.20
07016 170 * @ ^ +	D	6.8	50	300	3.4	34	41	6	6	6	0.150	0.71	0.64	0.28

All technical data relates to an ambient temperature of +25°C. Capacitance and DF are measured at 120Hz, 0.5V RMS with a maximum DC bias of 2.2 volts. DCL is measured at rated voltage

NOTE: AVX reserves the right to supply a higher voltage rating or tighter tolerance part in the same case size, to the same reliability standards.



The Important Information/Disclaimer is incorporated in the catalog where these specifications came from or available online at www.avx.com/disclaimer/ by reference and should be reviewed in full before placing any order.

X-ON Electronics

Largest Supplier of Electrical and Electronic Components

Click to view similar products for [Tantalum Capacitors - Solid SMD category:](#)

Click to view products by [Kyocera AVX manufacturer:](#)

Other Similar products are found below :

[CWR06HC106KB](#) [B45197-A2157-M509](#) [B45197A5226M409](#) [NTC-T476K10TRDF](#) [CWR06KC106KP](#) [CWR09KB106KCA](#)
[TCSCS1A336KBAR](#) [TCTP0J336M8R](#) [B45196-H5106-K309](#) [B45196-H6226-K509](#) [CWR09JC225JBB](#) [T83D475K050RCCL](#)
[TCSCS1A476KBAR](#) [T83E107K016RCCL](#) [T83D685K035RCCL](#) [595D107X0004B2T](#) [CWR11HH105KB](#) [293D155X9020A2DE3](#)
[CWR09NC224KB](#) [CWR11MC685KCB](#) [CWR29FC685KCEC](#) [CWR09NC684KM](#) [CWR19MH106KCHB](#) [CWR29HH155KCBB](#)
[CWR29FC336KDGC](#) [CWR09NC225KDB](#) [CWR29FC475KDDC](#) [CWR29HC225KCAC](#) [CWR11KC106KBB](#) [CWR09JH105KC](#)
[293D476X9035E2TE3](#) [CWR29JC335KDDC](#) [CWR29KC226JCGC](#) [CWR29FC105KDAC](#) [CWR29DC337KCHC](#) [NTC-T686K6.3TRBF](#)
[595D686X9010B2T](#) [594D686X9016C2T](#) [595D106X0025C8T](#) [TAZH685K035LBSB0824](#) [TAZG107K010LBSB0800](#)
[TAZH475K050LBSB0H23](#) [TAJD107K016KNJ](#) [TAZH227K010LBSB0024](#) [TAZH156K025CBSZ0824](#) [TAZH227J010LBSZ0800](#)
[TPSE687M006H0045](#) [TBJD156K025CBSZ0824](#) [TMCSA1V154MTRF](#) [TMCSA0G335MTRF](#)