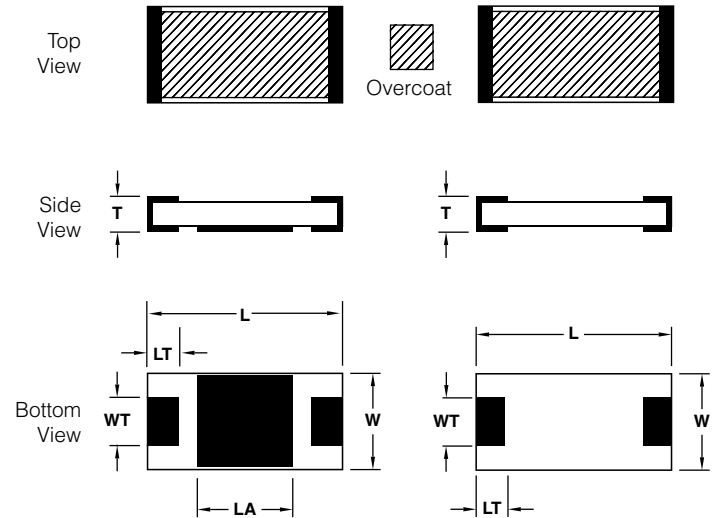


High Power Resistive Products

Surface Mount Chip Resistors – CS1 and CW Style

GENERAL SPECIFICATIONS

- **Resistance:** 100 Ω standard, (other Ω values available)
- **Resistive Tolerance:** ±2% standard
- **Operating Temp Range:** -55 to +150°C
- **Temperature Coefficient:** <150 ppm/°C
- **Resistive Elements:** Proprietary Thin Film
- **Substrate Material:** Aluminum Nitride
- **Terminals:** Silver over Nickel
- **Lead-Free, RoHS Compliant**
- **Reliability:** MIL-PRF-55342
- **Tape and Reel Specifications:**



Part Number*	W ± 0.010	L ± 0.010	T ± 0.005	WT ± 0.005	LT ± 0.005	LA ± 0.005	Capacitance (pF)	Power Max** (Watts)
CS12010TxxxxG	.100	.200	.040	.090	.030	.095	.95 pF	10W
CS12525TxxxxG	.245	.245	.040	.120	.040	.110	1.85 pF	20W
CS13725TxxxxG	.250	.375	.040	.120	.050	.195	3.0 pF	30W
CS13737TxxxxG	.370	.370	.040	.360	.050	.195	3.5 pF	40W

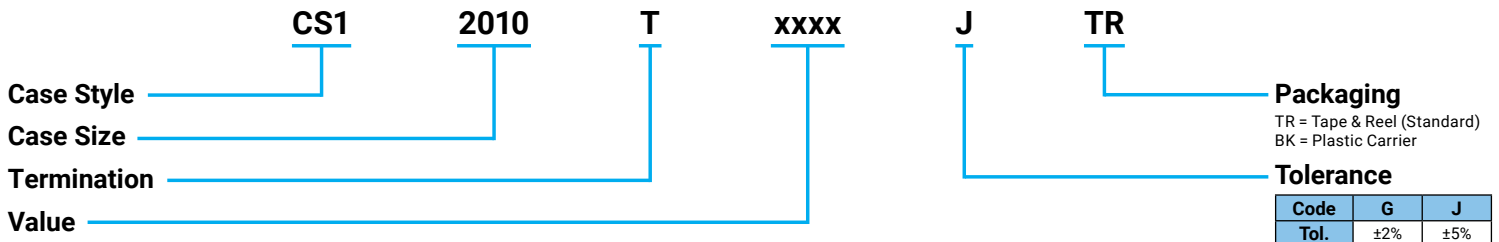
Part Number*	W ± 0.010	L ± 0.010	T ± 0.005	WT ± 0.005	LT ± 0.005	Power Max** (Watts)
CW12010TxxxxG	.100	.200	.040	.090	.030	4W
CW12525TxxxxG	.245	.245	.040	.120	.040	6W
CW13725TxxxxG	.250	.375	.040	.120	.050	8W
CW13737TxxxxG	.370	.370	.040	.360	.050	10W

* xxxx denotes Ohm value.

** Test Condition: Chip soldered to a via patch on a 30-mil-thick Rogers R04350 board; Land surfaces at 100° C; maximum rated power applied.

Specification: The resistance of the film shall change no more than 0.5% during and after a 1000-hr. Burn-in per Mil-PRF-55342.

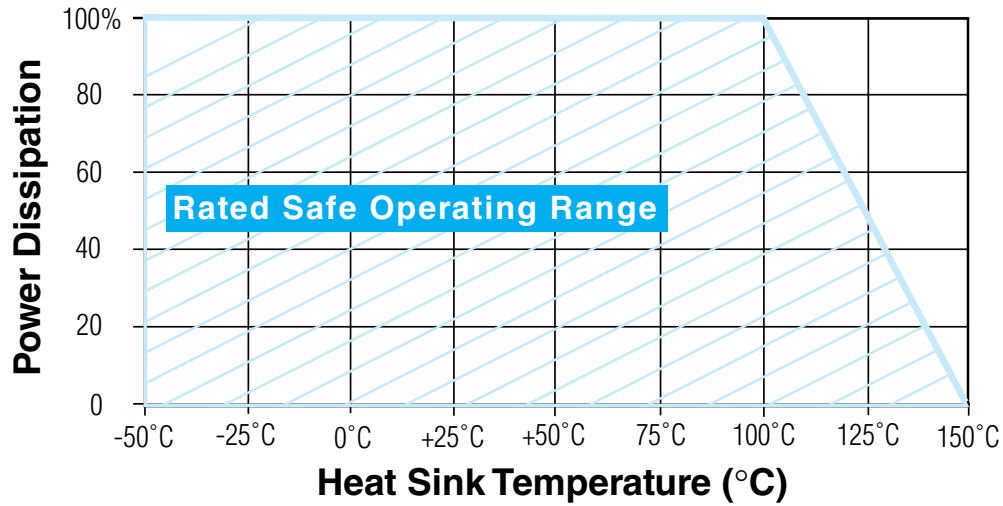
HOW TO ORDER



High Power Resistive Products

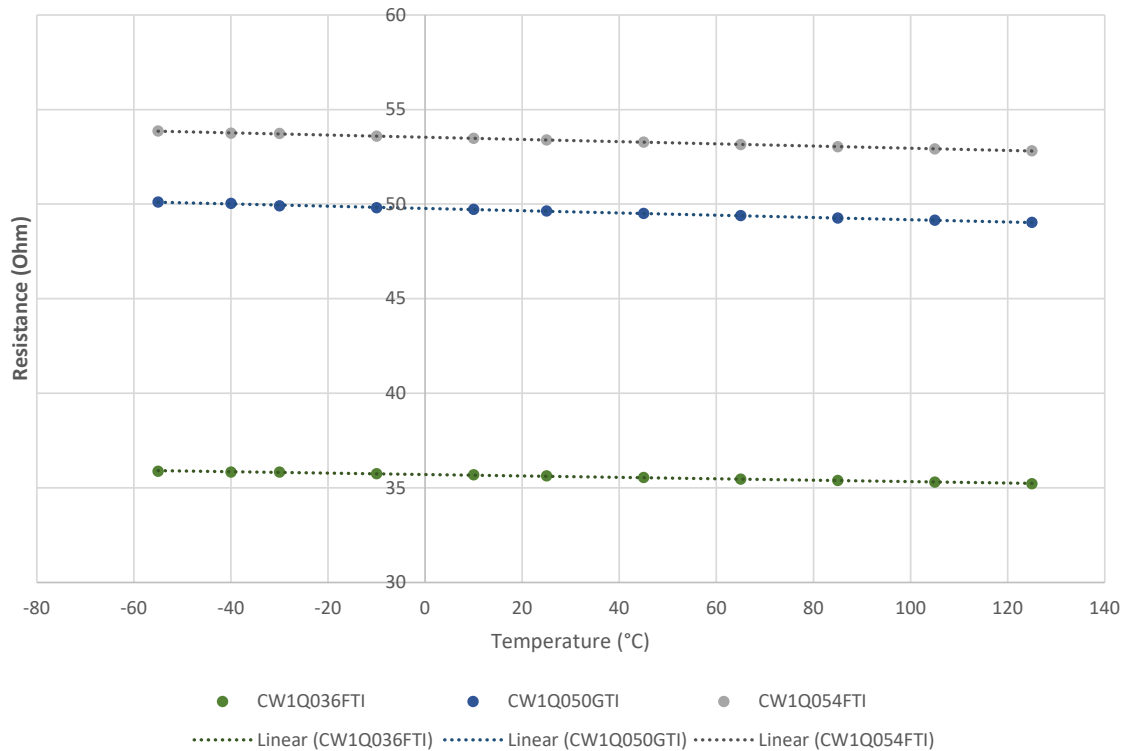
Surface Mount Chip Resistors – CS1 and CW Style

POWER DERATING



TCR CURVE

CW Series Resistor Value Change over Temperature



X-ON Electronics

Largest Supplier of Electrical and Electronic Components

Click to view similar products for [High Frequency/RF Resistors](#) category:

Click to view products by [Kyocera AVX](#) manufacturer:

Other Similar products are found below :

[800-50T-S](#) [10-100RV-S](#) [E250N50X4](#) [250-100RM-S](#) [150-100RL-S](#) [A4B50X1A](#) [10-50TV](#) [G150N50W4B](#) [FC1206E8450FGW0](#)
[R1A06031000G5AR](#) [060120A25X50-2](#) [C45N50Z4](#) [A5B50X1A](#) [CH02016-150RGFTA](#) [CH02016-75RGFTA](#) [CH02016-100RGFTA](#)
[CH0402-100RGFTA](#) [100200-4Z50-2](#) [C150N50Z4](#) [30-100R](#) [60-50TP-S](#) [100N50TW](#) [E200N50X4](#) [250375-4Z50-2](#) [60-50TPR](#)
[MIC1000AFLMGNHWS](#) [FT10301N0050J](#) [CS12010T0100GTR](#) [C8A50Z4B](#) [CS12010T0050JBK](#) [CW12010T0100GTR](#) [FR10515N0050JBK](#)
[FR10515N0100JBK](#) [FT10517N0050J01](#) [FT10517N0050JBK](#) [FT10800N0050J02](#) [LT11020T0050JBK](#) [LT12010T0050JBK](#) [30-100R-S](#) [40-](#)
[50T](#) [40-50TPP](#) [60-50TP](#) [C10A50Z4](#) [C16A50Z4](#) [C1A50Z4](#) [C50A50Z4](#) [G250N50W4](#) [G450N50W4](#) [J100N50X4B](#) [K100N50X4B](#)