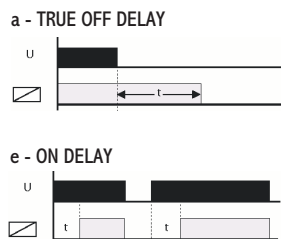


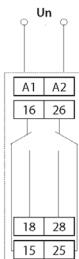
## SPECIFICATIONS

<b>NUMBER OF FUNCTIONS</b>	a - TRUE OFF DELAY e - ON DELAY
<b>SUPPLY TERMINALS</b>	A1 - A2
<b>VOLTAGE RANGE</b>	AC/DC 12-240V (AC 50-60 Hz)
<b>BURDEN (MAX)</b>	3VA/1.7W
<b>MAX DISSIPATED POWER (Un + terminals)</b>	2.5W
<b>SUPPLY VOLTAGE TOLERANCE</b>	-15%; +10%
<b>SUPPLY INDICATION</b>	Green LED
<b>TIME RANGES</b>	0.1s - 10min
<b>TIME SETTING</b>	Potentiometer
<b>TIME DEVIATION</b>	5% - mechanical setting
<b>REPEAT ACCURACY</b>	0.2% - set value stability
<b>TEMPERATURE COEFFICIENT</b>	0.1%/°C, at = 20°C 0.1%/°F, at = 68°F
<b>OUTPUT</b>	
<b>NUMBER OF CONTACTS</b>	2
<b>CONTACT FORM</b>	DPDT
<b>CURRENT RATING</b>	
<b>OUTPUT (55°C)</b>	8A/AC1 or 8A General Purpose at 250VAC
<b>OUTPUT (40°C)</b>	Pilot Duty B300
<b>BREAKING CAPACITY</b>	2000VA/AC1, 192W/DC1
<b>INRUSH CURRENT</b>	10A / <3s
<b>SWITCHING VOLTAGE</b>	250VAC / 24VDC
<b>OUTPUT INDICATION</b>	Red LED
<b>MECHANICAL LIFE</b>	2,000,000 ops.
<b>ELECTRICAL LIFE (AC1)</b>	200,000 ops.
<b>OTHER INFORMATION</b>	
<b>OPERATING TEMPERATURE</b>	-20 to +55°C (-4°F to 131°F)
<b>STORAGE TEMPERATURE</b>	-30 to +70°C (-22°F to 158°F)
<b>OPERATING POSITION</b>	Any
<b>DIELECTRIC STRENGTH</b>	4kV AC (supply - output)
<b>MOUNTING</b>	DIN rail EN 60715
<b>PROTECTION DEGREE</b>	IP40 front panel / IP10 terminals
<b>OVERVOLTAGE CATEGORY</b>	III
<b>POLLUTION DEGREE</b>	2
<b>MAX CABLE SIZE (MM<sup>2</sup>)</b>	solid wire max. 2 x 2.5 or 1 x 4 with sleeve max. 2 x 1.5 or 1 x 2.5 (AWG 12)
<b>DIMENSIONS</b>	90 x 17.6 x 64mm 3.5" x 0.7" x 2.5"
<b>WEIGHT</b>	73g (2.6oz)
<b>STANDARDS</b>	EN 61812-1

## FUNCTION



## CONNECTION



## ORDERING INFORMATION

PART NO.	DESCRIPTION
DTT100USD	DIN rail mounted True Off Delay Relay



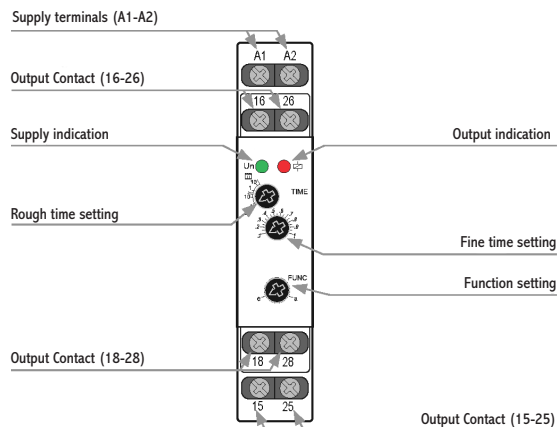
IND. CONT. EQ.  
496Y



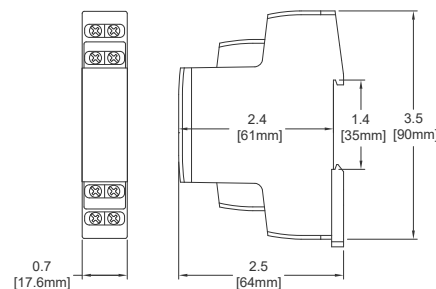
## True OFF Delay Time Relay

- Time Ranges 0.1s - 10min
  - Universal Supply Voltage
  - Slim, Space-saving Design
  - DIN Rail Mount
- TRUE OFF DELAY relay starts timing after power supply failure. Example of use case: back-up source for DELAY OFF in case power supply failure. (e.g. emergency lighting, emergency respirator, or protection of el. controlled doors - in case of fire).
  - 2 time functions adjustable by rotary switch:
    - a - True Off Delay
    - e - On Delay
  - Time scale: 0.1 - 1s; 1s - 10s; 0.1 - 1min; 1 - 10min
  - Time range setting via rotary switch and fine setting by potentiometer.
  - Interruptions in the power supply must take time steps (tens to hundreds of milliseconds).
  - Output status indicated by red LED (only in case of supply voltage connection).

## DESCRIPTION



## DIMENSIONS



## X-ON Electronics

Largest Supplier of Electrical and Electronic Components

*Click to view similar products for [Time Delay & Timing Relays](#) category:*

*Click to view products by [Kyocera AVX](#) manufacturer:*

Other Similar products are found below :

[5NO30](#) [614-11B-0A2](#) [614-11B-0A3](#) [614-11B-0A4](#) [614-11B-0A6](#) [614-11B-0A8](#) [614-11C-OA1](#) [614-11C-OA2](#) [614-11C-OA5](#) [614-11Q-OA3](#) [614-11Q-OA6](#) [614-11T-OA6](#) [614-11T-OA7](#) [614-12C-400](#) [614-12Q-400](#) [614-12T-600](#) [614-43B-400](#) [614-43C-100](#) [614-43F-200](#) [614-43Q-0A2](#) [614-43Q-100](#) [614-43Q-600](#) [614-43T-0A9](#) [614-43T-600](#) [614-43U-400](#) [614-43U-4A1](#) [614-43U-6A2](#) [615-21T-200](#) [655-11T-100](#) [655-11U-500](#) [655-12T-300](#) [655-22T-400](#) [655-22T-600](#) [CUA-41-30001](#) [CUA-41-30030](#) [CUA-41-70180](#) [CUA-41-71038](#) [CUA-42-30005](#) [CUA-42-30010](#) [CUA-42-30120](#) [CUA-42-70120](#) [CUA-99-72502](#) [CUC-41-30030](#) [CUF-42-30010](#) [7012L8BN](#) [7012PDM](#) [7012PEM](#) [7012ZB](#) [7014SF](#) [7022L10DN](#)