


Medium Power Film Capacitors



FAI (RoHS Compliant)

TUNING



The FAI series uses metallized polypropylene dielectric specifically designed for very high reactive power.

The FAI's special design gives to this series a very low level of stray inductance.

APPLICATIONS

These capacitors have been designed principally for: low and medium frequency applications (10 kHz to 500 kHz)

MAXIMUM WORKING TEMPERATURE (HOT SPOT)

+85°C: Hot spot temperature must be calculated as function of power dissipation.

HOT SPOT (THERMAL) CALCULATION

See *Hot Spot Temperature* page 3.

You can calculate the maximum operating (hot spot) temperature of this capacitor in the following manner:

Polypropylene has a constant loss factor ($\text{tg}\delta_0$) of 2×10^{-4} irrespective of temperature and frequency (up to 1 MHz).

The loss factor of the capacitor is made up of the sum of two components. The first represents electrical losses ($\text{tg}\delta_0 = 2 \cdot 10^{-4}$) and the second represents Joule effect in the connection and foils: $R_s \cdot C \cdot 2\pi F$.

For all applications, the temperature in the hot spot capacitor must be lower than 85°C.

Heating calculation of hot spot capacitor: FAI1 FAI2 FAI3

$$\theta_{\text{hot spot}} = \theta_{\text{terminals}} + (\text{tg}\delta_0 \cdot Q + R_s \cdot (I_{\text{rms}})^2) \cdot R_{\text{th}}$$

Heating calculation of hot spot capacitor: FAI6

$$\theta_{\text{hot spot}} = \theta_{\text{water}} + (\text{tg}\delta_0 Q + R_s \cdot (I_{\text{rms}})^2) \cdot R_{\text{th}}$$

With: $\text{tg}\delta_0 = 2 \cdot 10^{-4}$

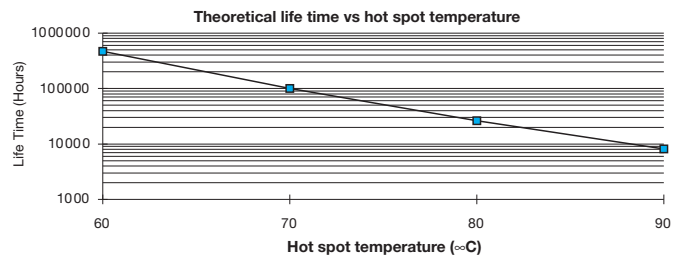
Q in Var

R_s in Ohms

I_{rms} in Amperes

R_{th} in °C/W (water flow = 10 dm³/minute)

Note: The life time depends of hot spot temperature, see following curve.



ELECTRICAL CHARACTERISTICS

Capacitance range C_n	110nF to 60µF
Tolerance	±10%
Rated AC voltage	200 to 650 Vrms
Series parasitic inductance	< 5 nH
Test voltage between terminals @ 25°C	1.2 Vrms 50/60 Hz 10s
Dielectric	Polypropylene

HOW TO ORDER

FAI	1	6	J
Series	Case Size	Dielectric	Voltage Code
	1	6 = Polypropylene	H = 300 Vrms
	2		I = 350 Vrms (Case size 3)
	3		I = 400 Vrms (Case size 4)
	4		J = 500 Vrms
	5		K = 60 Vrms
	6		

0114
Capacitance Code
0 + pF code
0114 = 0.11µF (110nF)
0245 = 2.4µF (2400nF)
0405 = 4.0µF (4000nF)
etc.

K
Capacitance Tolerances
K = ±10%

--
Terminal Code
-- = Standard



TUNING

Medium Power Film Capacitors

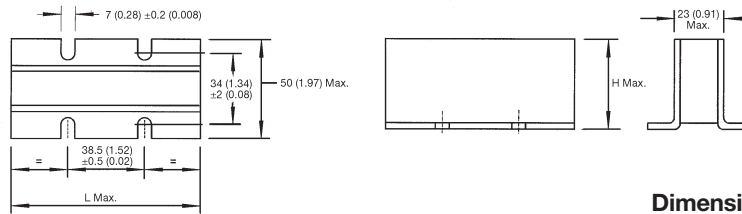


FAI (RoHS Compliant)

TUNING

FAI1 STYLE

CASE SIZE 1 DIMENSIONS



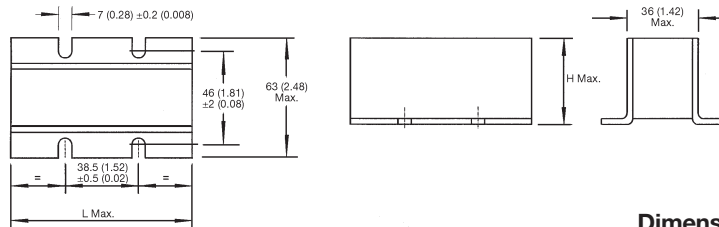
Dimensions: millimeters (inches)

Part Number	C (nF)	Irms max (A)	Vrms max (V)	Q max kVARS	Rs (mΩ)	Rth (°C/W)	L max	H max	Typical Weight (g)
FAI16J0114K--	110	180	500	100	$8 \times 10^{-4} \times \sqrt{F} + 0.19$	0.86	55 (2.165)	35 (1.378)	125
FAI16J0214K--	210	300	500	150	$5 \times 10^{-4} \times \sqrt{F} + 0.12$	0.67	75 (2.953)	40 (1.575)	195
FAI16J0334K--	330	350	500	175	$5 \times 10^{-4} \times \sqrt{F} + 0.15$	0.54	75 (2.953)	40 (1.575)	195
FAI16J0514K--	510	500	500	250	$4 \times 10^{-4} \times \sqrt{F} + 0.08$	0.49	95 (3.740)	45 (1.772)	275
FAI16J0664K--	660	600	500	300	$3.5 \times 10^{-4} \times \sqrt{F} + 0.06$	0.38	95 (3.740)	45 (1.772)	275

With F in Hz

FAI2 STYLE

CASE SIZE 2 DIMENSIONS



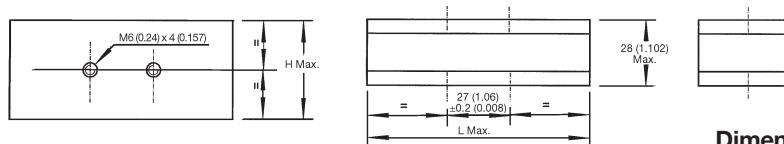
Dimensions: millimeters (inches)

Part Number	C (nF)	Irms max (A)	Vrms max (V)	Q max kVARS	Rs (mΩ)	Rth (°C/W)	L max	H max	Typical Weight (g)
FAI26J0664K--	660	300	500	180	$5 \times 10^{-4} \times \sqrt{F} + 0.25$	0.6	75 (2.953)	40 (1.575)	300
FAI26J0125K--	1200	400	500	200	$5 \times 10^{-4} \times \sqrt{F} + 0.20$	0.56	75 (2.953)	40 (1.575)	300
FAI26I0245K--	2400	500	350	175	$5 \times 10^{-4} \times \sqrt{F} + 0.17$	0.55	75 (2.953)	40 (1.575)	300

With F in Hz

FAI3 STYLE

CASE SIZE 3 DIMENSIONS

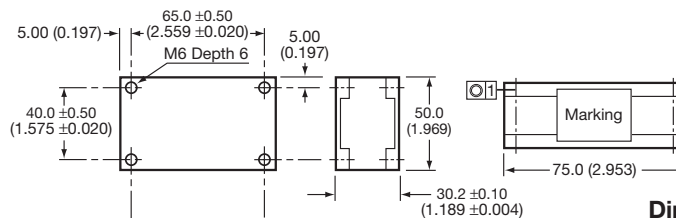


Dimensions: millimeters (inches)

Part Number	C (nF)	Irms max (A)	Vrms max (V)	Q max kVARS	Rs (mΩ)	Rth (°C/W)	L max	H max	Typical Weight (g)
FAI36J0114K--	110	180	500	100	0.3	0.82	55 (2.165)	35 (1.378)	150
FAI36J0334K--	330	350	500	175	0.15	0.55	75 (2.953)	37 (1.457)	220
FAI36J0514K--	510	500	500	250	0.1	0.3	95 (3.740)	42 (1.654)	315
FAI36J0664K--	660	600	500	300	0.1	0.24	95 (3.740)	42 (1.654)	315

FAI4 STYLE

CASE SIZE 4 DIMENSIONS



Dimensions: millimeters (inches)

Part Number	C (nF)	Irms max (A)	Vrms max (V)	Q max kVARS	Rs (mΩ)	Rth (°C/W)	Typical Weight (g)
FAI46H0405K--	4000	600	300	180	0.13	0.15	315
FAI46I0245K--	2400	500	400	200	0.15	0.20	315
FAI46J0185K--	1800	550	450	230	0.35	0.38	315
FAI46J0125K--	1200	500	500	200	0.20	0.22	315
FAI46J0664K--	660	450	500	220	0.26	0.32	315
FAI46K0334K--	330	380	600	220	0.315	0.315	315
FAI46K0284K--	280	320	600	190	0.37	0.375	315

TUNING



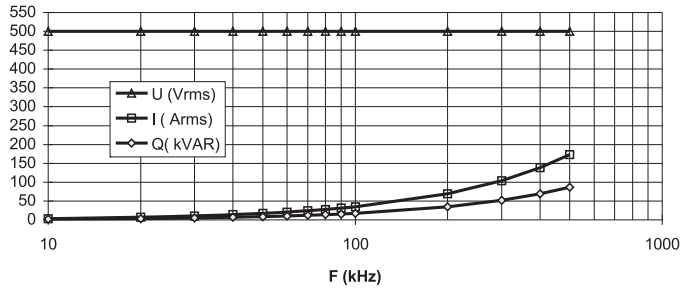
Medium Power Film Capacitors



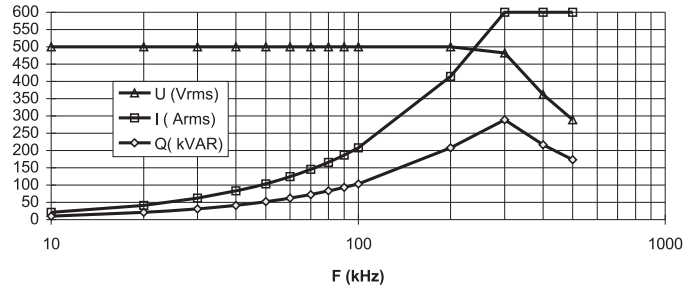
FAI (RoHS Compliant)

TUNING

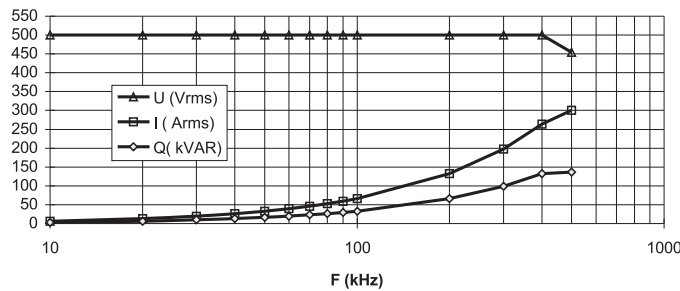
110 nF 500 Vrms
FAI16J0114K--
FAI36J0114K--



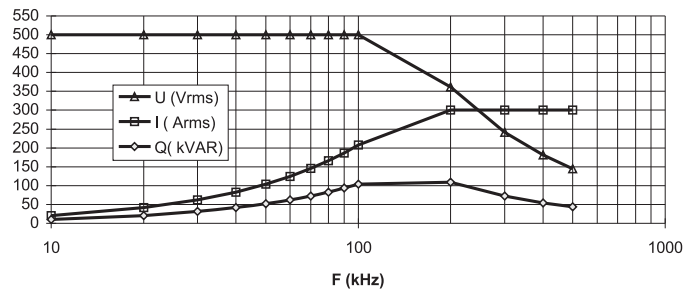
660 nF 500 Vrms
FAI16J0664K--
FAI36J0664K--



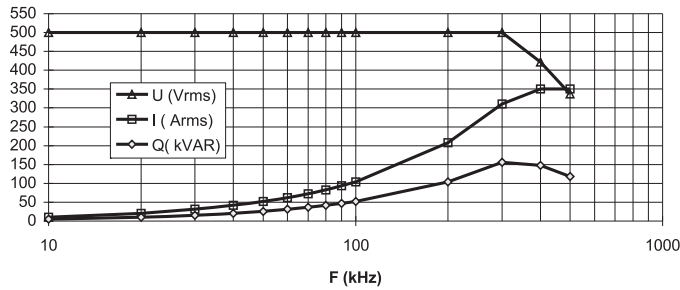
210 nF 500 Vrms
FAI16J0214K--



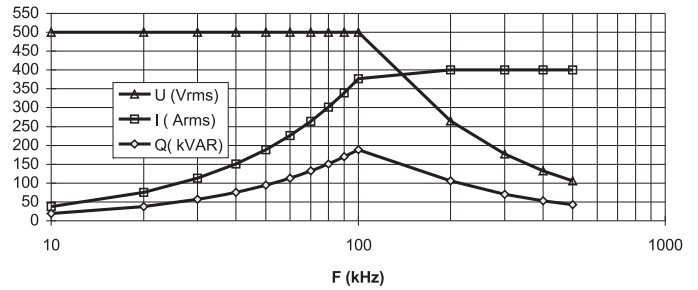
660 nF 500 Vrms
FAI26J0664K--



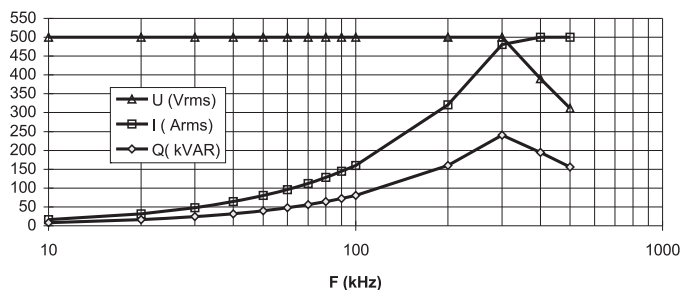
330 nF 500 Vrms
FAI16J0334K--
FAI36J0334K--



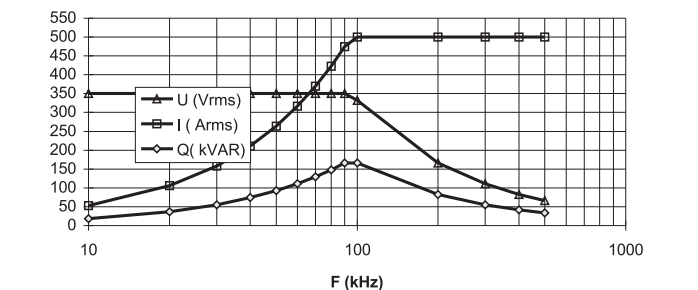
1200 nF 500 Vrms
FAI26J0125K--



510 nF 500 Vrms
FAI16J0514K--
FAI36J0514K--



2400 nF 350 Vrms
FAI26I0245K--



TUNING



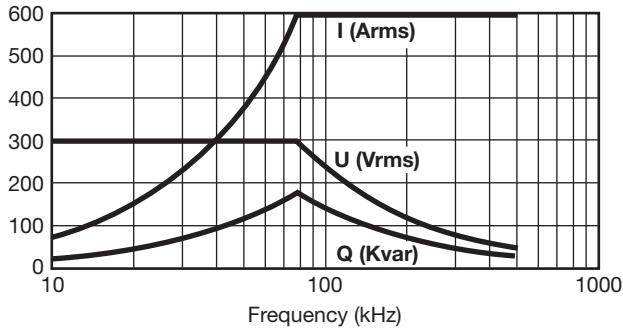
Medium Power Film Capacitors



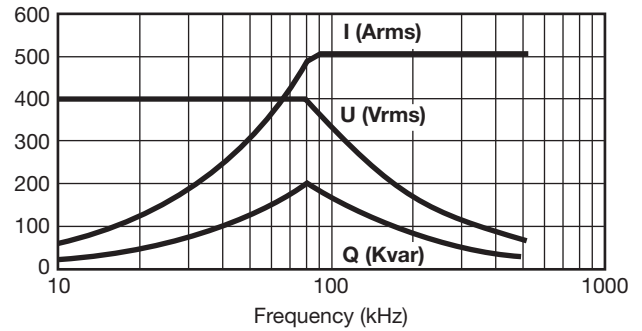
FAI (RoHS Compliant)

TUNING

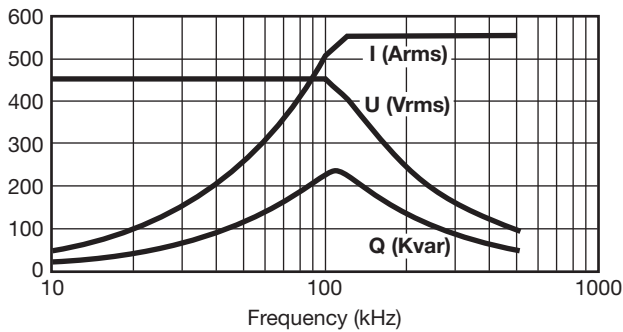
FAI46H0405K--
4000nF±10% 300Vrms



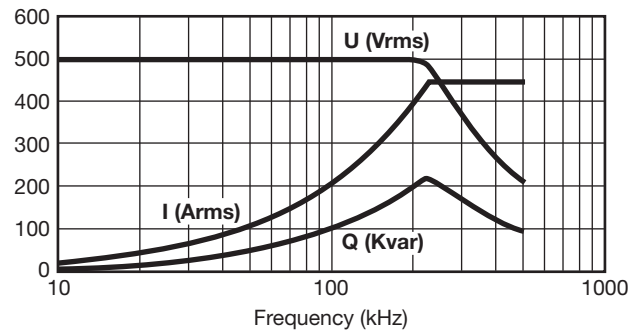
FAI46I0245K--
2400nF±10% 400Vrms



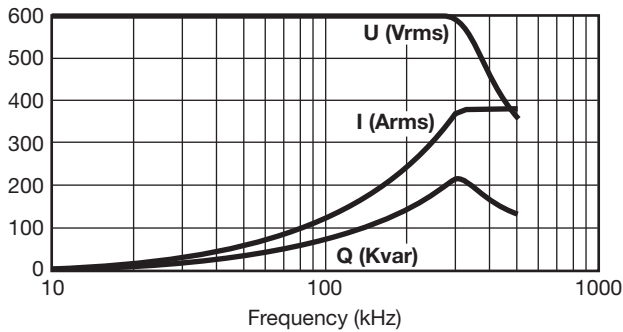
FAI46J0185K--
1800nF±10% 450Vrms



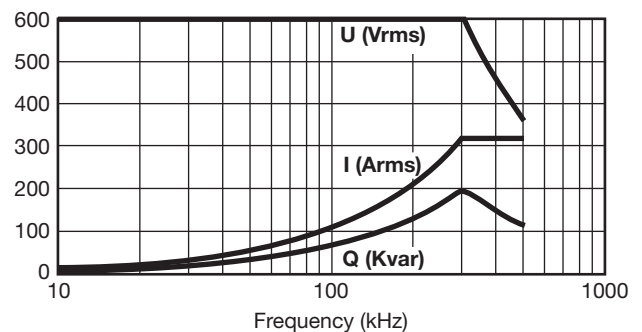
FAI46J0664K--
660nF±10% 500Vrms



FAI46J0334K--
330nF±10% 600Vrms



FAI46J0284K--
280nF±10% 600Vrms



TUNING



Medium Power Film Capacitors



FAI (RoHS Compliant)

TUNING

FAI6

Dimensions: millimeters (inches)

Part Number	Width	Vrms max (V)	C (μF)	Qmax (kVAR)	Irms max (A)	Rs (mΩ)	Rth (°C/W)	Typical Weight (g)
FAI66F0156K--	90 (3.543)	200	15	160	800	$5.10^{-4} \times \sqrt{f(\text{Hz})} + 0.025$	0.104	1900
FAI66H0126K--		300	12	240	800	$5.10^{-4} \times \sqrt{f(\text{Hz})} + 0.03$	0.104	1900
FAI66I0705K--		400	7	320	800	$5.10^{-4} \times \sqrt{f(\text{Hz})} + 0.035$	0.114	1900
FAI66J0505K--		500	5	320	640	$5.10^{-4} \times \sqrt{f(\text{Hz})} + 0.04$	0.114	1900
FAI66K0355K--		600	3.5	320	530	$5.10^{-4} \times \sqrt{f(\text{Hz})} + 0.05$	0.124	1900
FAI66A0155K--		650	1.5	320	490	$5.10^{-4} \times \sqrt{f(\text{Hz})} + 0.07$	0.134	1900
FAI66F0306K--	190 (7.480)	200	30	240	1200	$2.5.10^{-4} \times \sqrt{f(\text{Hz})} + 0.0125$	0.079	3950
FAI66H0246K--		300	24	360	1200	$2.5.10^{-4} \times \sqrt{f(\text{Hz})} + 0.015$	0.079	3950
FAI66I0146K--		400	14	480	1200	$2.5.10^{-4} \times \sqrt{f(\text{Hz})} + 0.0175$	0.084	3950
FAI66J0106K--		500	10	600	1200	$2.5.10^{-4} \times \sqrt{f(\text{Hz})} + 0.02$	0.084	3950
FAI66K0705K--		600	7	640	1070	$2.5.10^{-4} \times \sqrt{f(\text{Hz})} + 0.025$	0.089	3950
FAI66A0305K--		650	3	640	985	$2.5.10^{-4} \times \sqrt{f(\text{Hz})} + 0.035$	0.094	3950
FAI66F0456K--	290 (11.417)	200	45	320	1600	$2.10^{-4} \times \sqrt{f(\text{Hz})} + 0.0083$	0.072	6100
FAI66H0366K--		300	36	480	1600	$2.10^{-4} \times \sqrt{f(\text{Hz})} + 0.01$	0.072	6100
FAI66I0216K--		400	21	640	1600	$2.10^{-4} \times \sqrt{f(\text{Hz})} + 0.0117$	0.075	6100
FAI66J0156K--		500	15	800	1600	$2.10^{-4} \times \sqrt{f(\text{Hz})} + 0.0133$	0.075	6100
FAI66K1055K--		600	10.5	960	1600	$2.10^{-4} \times \sqrt{f(\text{Hz})} + 0.0167$	0.078	6100
FAI66A0455K--		650	4.5	960	1480	$2.10^{-4} \times \sqrt{f(\text{Hz})} + 0.0233$	0.082	6100
FAI66F0606K--	390 (15.354)	200	60	400	2000	$1.5.10^{-4} \times \sqrt{f(\text{Hz})} + 0.00625$	0.067	8200
FAI66H0486K--		300	48	600	2000	$1.5.10^{-4} \times \sqrt{f(\text{Hz})} + 0.0075$	0.067	8200
FAI66I0286K--		400	28	800	2000	$1.5.10^{-4} \times \sqrt{f(\text{Hz})} + 0.00875$	0.070	8200
FAI66J0206K--		500	20	1000	2000	$1.5.10^{-4} \times \sqrt{f(\text{Hz})} + 0.01$	0.070	8200
FAI66K0146K--		600	14	1200	2000	$1.5.10^{-4} \times \sqrt{f(\text{Hz})} + 0.0125$	0.072	8200
FAI66A0605K--		650	6	1280	1970	$1.5.10^{-4} \times \sqrt{f(\text{Hz})} + 0.0175$	0.075	8200

Medium Power Film Capacitors



FAI (RoHS Compliant)

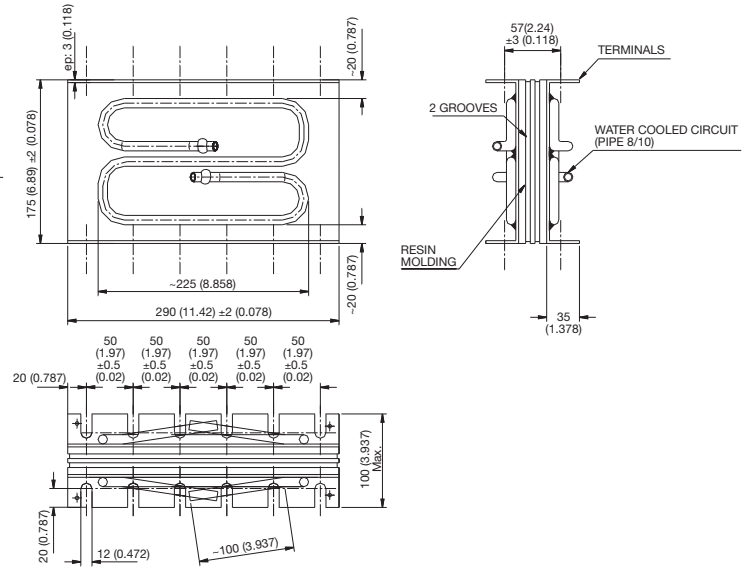
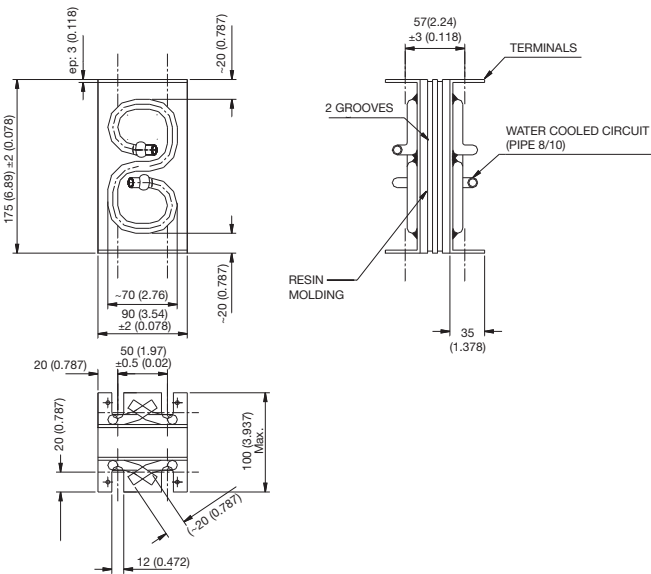
TUNING

Dimensions: millimeters (inches)

CASE SIZE 6 DIMENSIONS

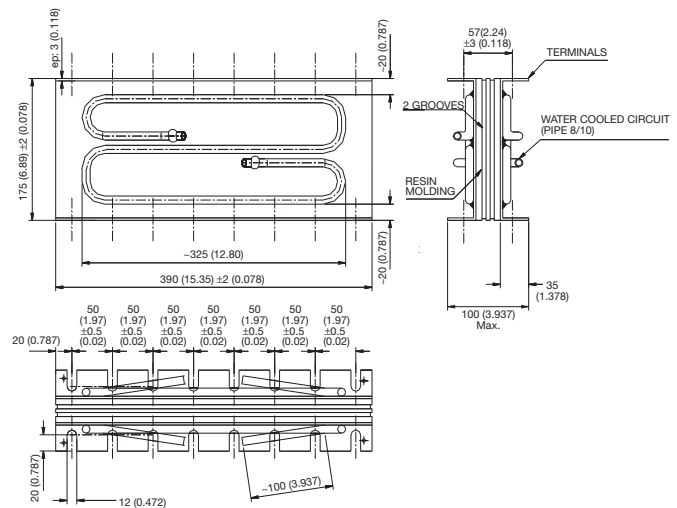
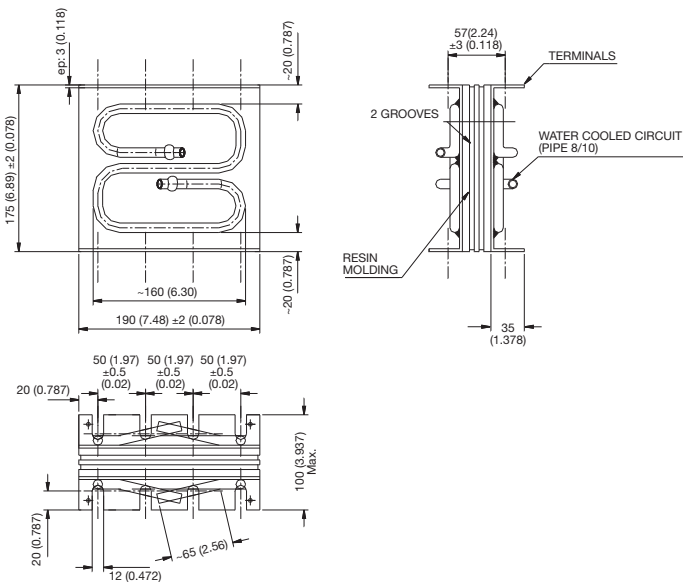
FAI6 WIDTH: 90 (3.543)

FAI6 WIDTH: 290 (11.417)



FAI6 WIDTH: 190 (7.480)

FAI6 WIDTH: 390 (15.354)



TUNING



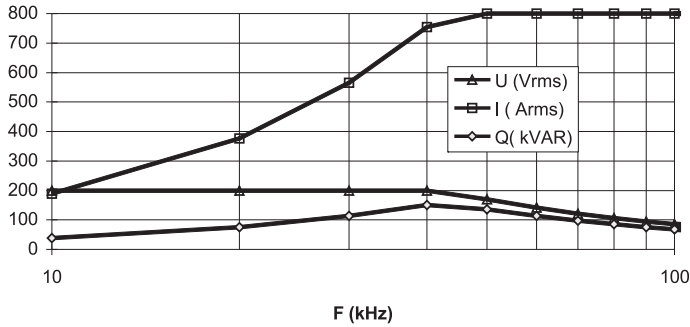
Medium Power Film Capacitors



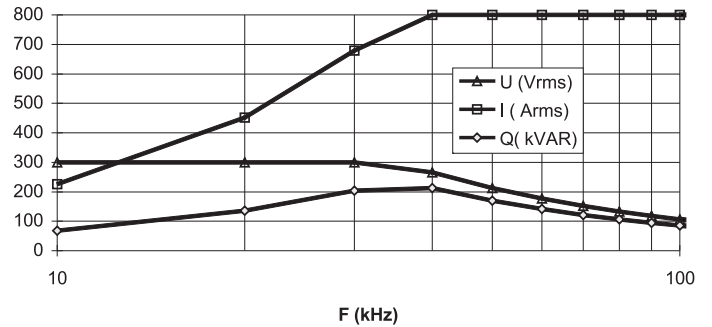
FAI (RoHS Compliant)

TUNING

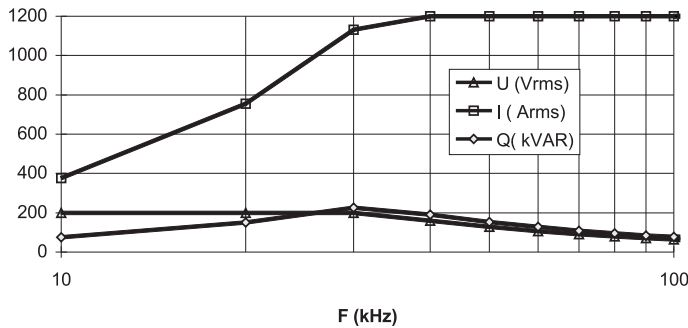
15 μ F 200 Vrms Width 90 mm
FAI66F0156K--



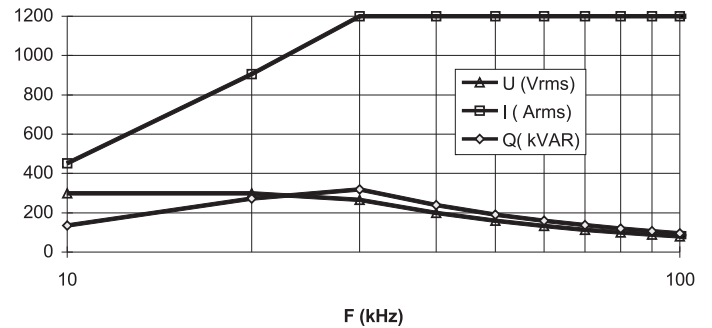
12 μ F 300 Vrms Width 90 mm
FAI66H0126K--



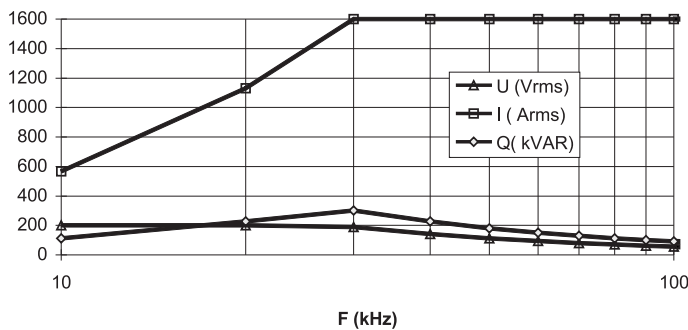
30 μ F 200 Vrms Width 190 mm
FAI66F0306K--



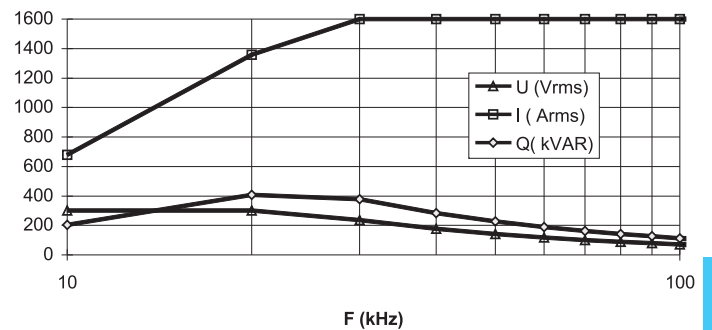
24 μ F 300 Vrms Width 190 mm
FAI66H0246K--



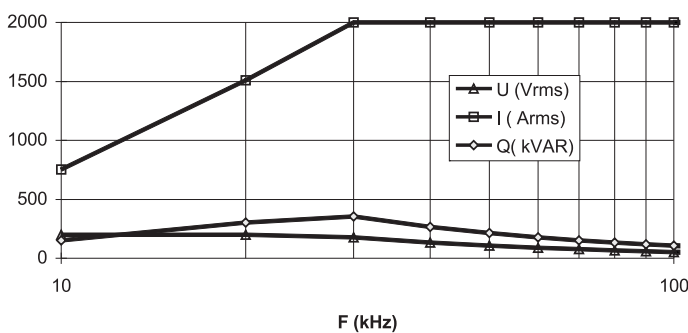
45 μ F 200 Vrms Width 290 mm
FAI66F0456K--



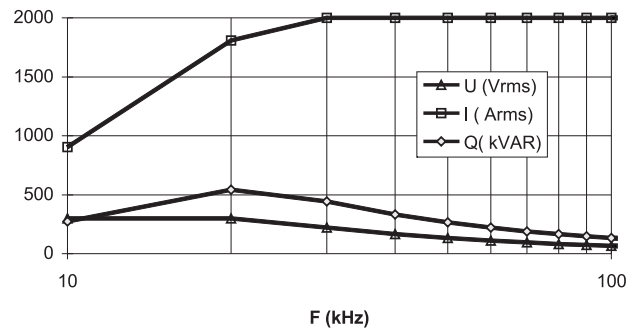
36 μ F 300 Vrms Width 290 mm
FAI66H0366K--



60 μ F 200 Vrms Width 390 mm
FAI66F0606K--



48 μ F 300 Vrms Width 390 mm
FAI66H0486K--



TUNING



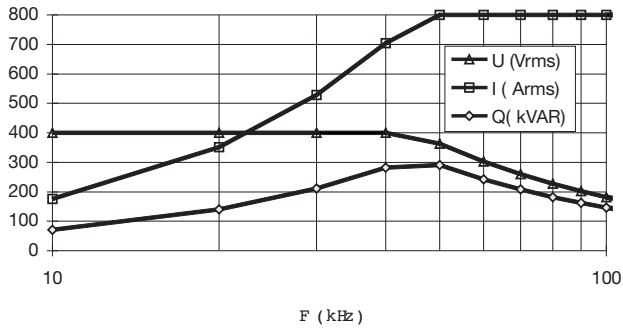
Medium Power Film Capacitors



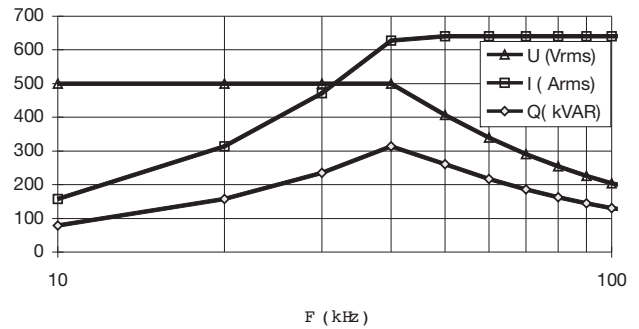
FAI (RoHS Compliant)

TUNING

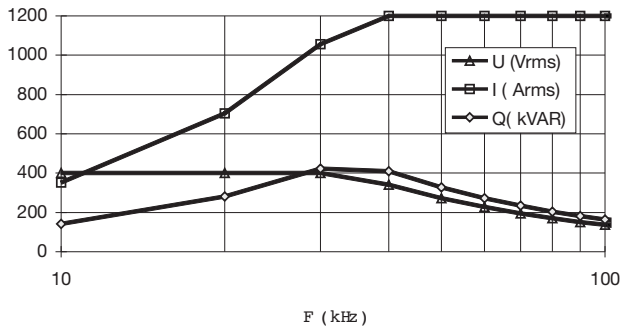
7 μ F 400 Vrms Width 90 mm
FAI66I0705K--



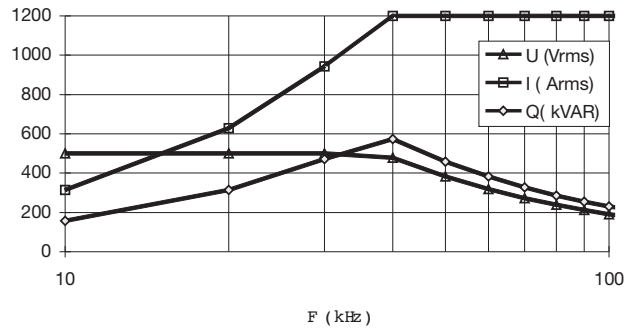
5 μ F 500 Vrms Width 90 mm
FAI66J0505K--



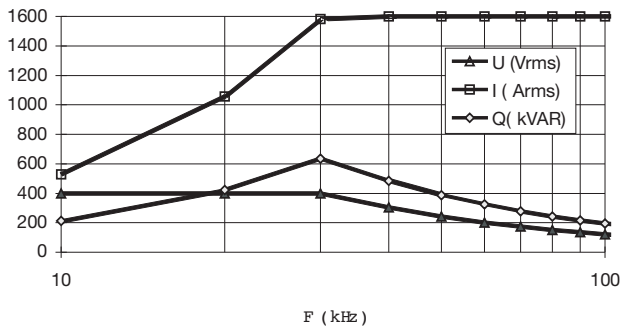
14 μ F 400 Vrms Width 190 mm
FAI66I046K--



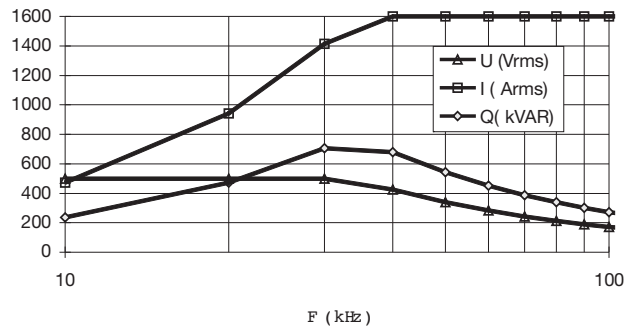
10 μ F 500 Vrms Width 190 mm
FAI66J0106K--



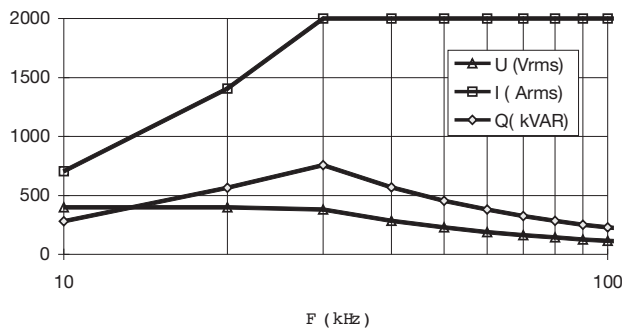
21 μ F 400 Vrms Width 290 mm
FAI66I0216K--



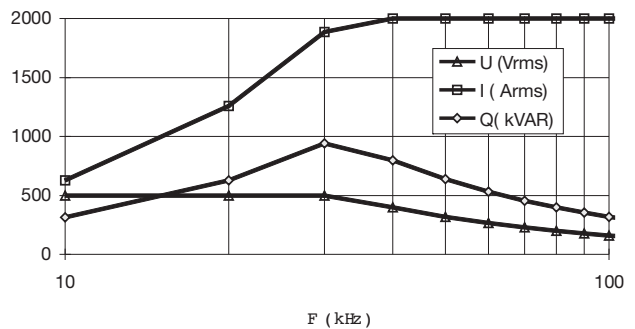
15 μ F 500 Vrms Width 290 mm
FAI66J0156K--



28 μ F 400 Vrms Width 390 mm
FAI66I0286K--



20 μ F 500 Vrms Width 390 mm
FAI66J0206K--



TUNING



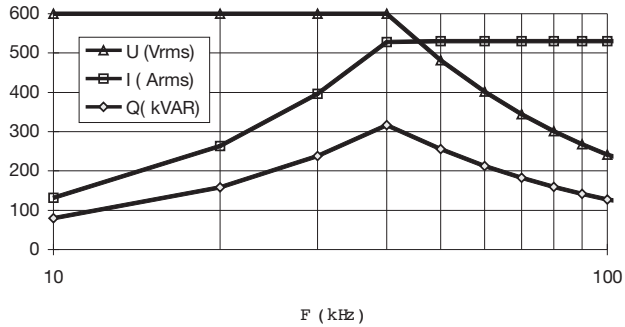
Medium Power Film Capacitors



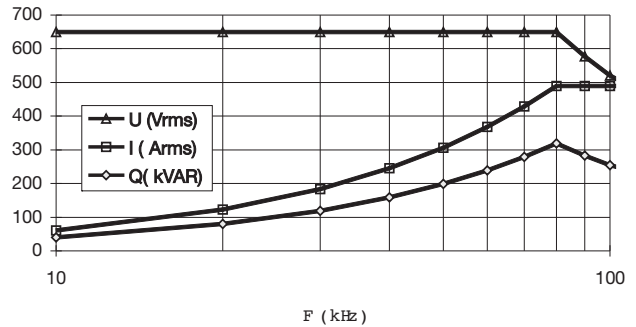
FAI (RoHS Compliant)

TUNING

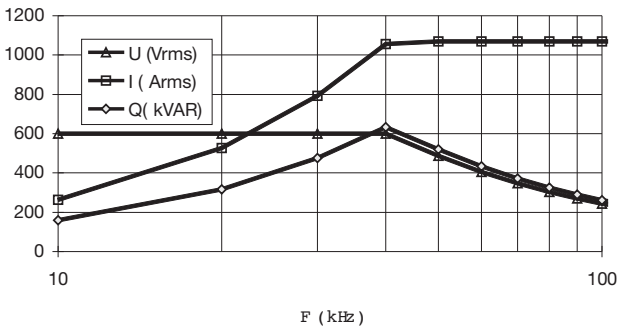
3.5 μ F 600 Vrms Width 90 mm
FAI66K0355K--



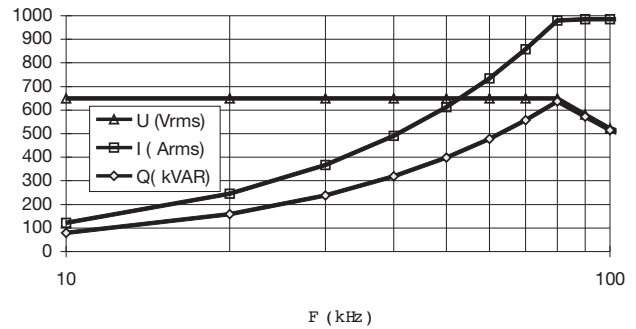
1.5 μ F 650 Vrms Width 90 mm
FAI66A0155K--



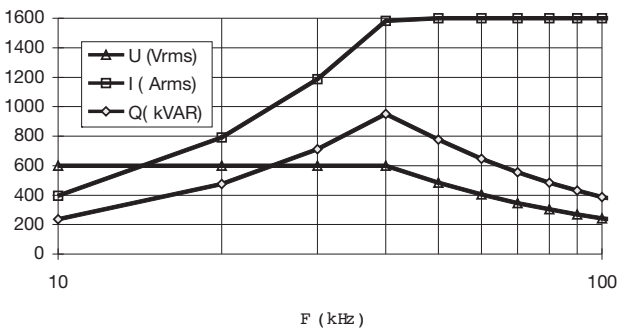
7 μ F 600 Vrms Width 190 mm
FAI66K0705K--



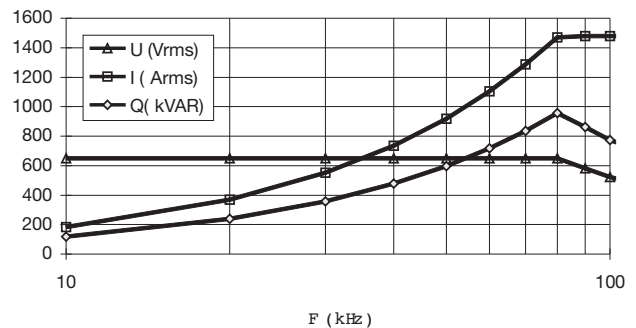
3 μ F 650 Vrms Width 190 mm
FAI66A0305K--



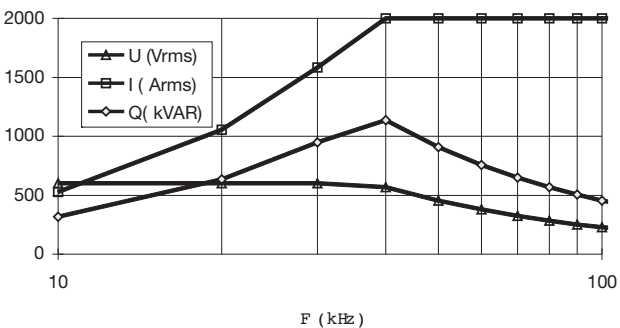
10.5 μ F 600 Vrms Width 290 mm
FAI66K1055K--



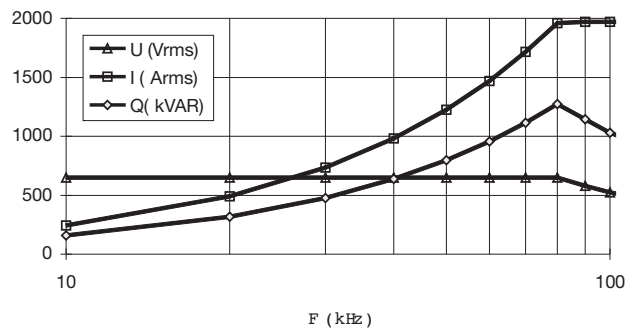
4.5 μ F 650 Vrms Width 290 mm
FAI66A0455K--



14 μ F 600 Vrms Width 390 mm
FAI66K0146K--



6 μ F 650 Vrms Width 390 mm
FAI66A0605K--



TUNING



X-ON Electronics

Largest Supplier of Electrical and Electronic Components

Click to view similar products for [Film Capacitors](#) category:

Click to view products by [Kyocera AVX](#) manufacturer:

Other Similar products are found below :

[F450KG153J250ALH0J](#) [750-1018](#) [FKP1-1000160010P15](#) [FKP1-1500160010P15](#) [82EC1100DQ50K](#) [MMWAF150KME](#)
[PFR5101J100J11L16.5TA18](#) [PME261JB5220KR19T0](#) [A521HH333M035C](#) [QXJ2E474KTPT](#) [QXL2B333KTPT](#) [QXM2G104K](#) [DMT2P22](#)
[EEC2G505HQA406](#) [B32520C6332K000](#) [B32522C6104K000](#) [B32523Q3155J](#) [B32676E6755K](#) [C3B2AD44400B20K](#) [SCD105K122A3-22](#)
[2N3155](#) [F601BL225K063CL60A](#) [FKP1-2202KV5P15](#) [FKS3-680040010P10](#) [445450-1](#) [B32523Q0475K000](#) [46KR415050M1K](#)
[4BSNBX4100ZBFJ](#) [4DCNAQ4450ZA0J](#) [MKP383510063JKP2T0](#) [MKT 1813-368-015](#) [MKT182022263473](#) [4055292001](#) [WMC08P22](#)
[WMF1S15](#) [WMF4S68](#) [EEC2E106HQA405](#) [EEC2G805HQA415](#) [82DC3100DQ50J](#) [82EC2150DQ50K](#) [WMF4D68](#) [WMF1D68](#)
[B25620B118K883](#) [B25620B158K883](#) [A521HH471M450C](#) [97F8038](#) [NRM-S225K250F](#) [730P205X9400](#) [P42DB8483AA00F](#)
[82DC3220AA60J](#)