


Medium Power Film Capacitors



FFLB Design

DC FILTERING



APPLICATIONS

The FFLB is specifically designed for DC filtering, low reactive power.

PACKAGING

Self-extinguishing plastic case (V-0 in accordance with UL 94; M2 in accordance with NFP 92-507; Type GET-30F in accordance with mil-M-24519) filled thermosetting resin.

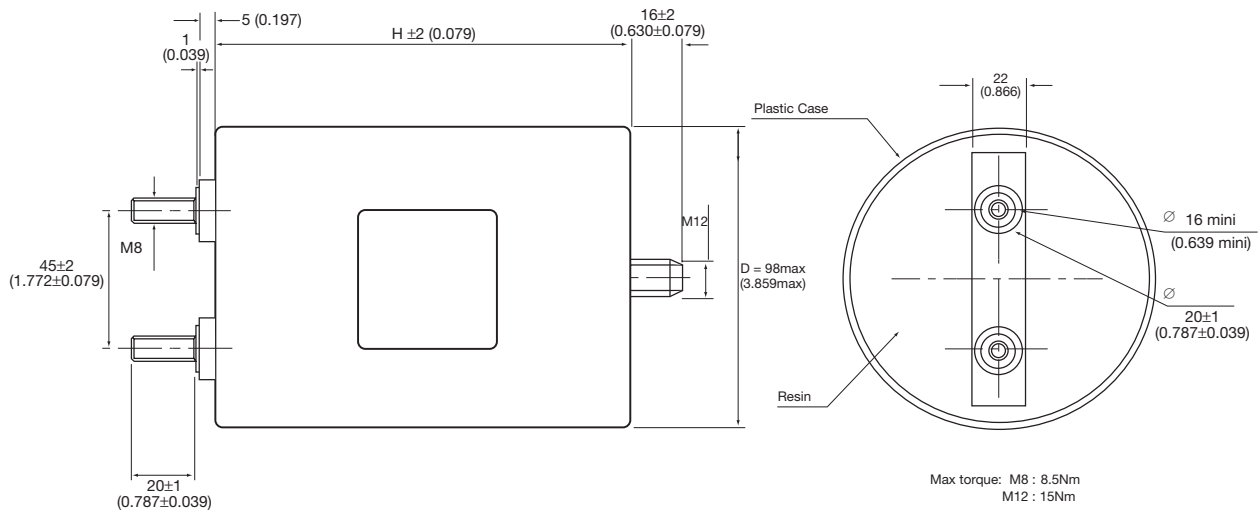
FFLB capacitors meet the level 2 requirement of the fire behavior standard NF F 16 102.

PRESENTATION

Cylindric resin filled plastic case

2 x M8 terminals

Available with M5*7.5 female terminal upon request (last codification digit "--" become in that case "JE")



ELECTRICAL CHARACTERISTICS

Climatic Category	40/95/56 (IEC 60068)
Test Voltage Between Terminals	@ 25°C: 1.5 x U _{dc} during 10s
Test Voltage Between Terminals and Case (Type test for FFLB, routine test for FFLC)	@ 25°C: @ 4 kVrms @ 50Hz during 1 min.
Standards	IEC 61071-1 IEC 61071-2: Power electronic capacitors IEC 60068-1: Environmental testing IEC 60077: Rules for electric traction equipment UL 94: Fire requirements NF F 16-101: Fire and smoke requirements NF F 16-102: Fire and smoke requirements



Medium Power Film Capacitors



FFLB Design

DC FILTERING

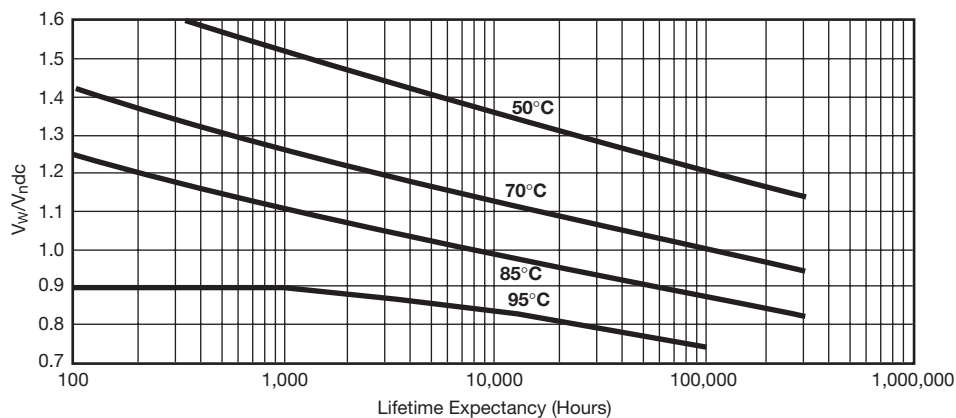
ELECTRICAL CHARACTERISTICS

Capacitance Range C_N	58 μF to 800 μF
Tolerance on C_N	$\pm 10\%$
Rated DC Voltage U_N dc	680 to 1900 V
Maximum rms Current I_{rms} max	up to 60 Arms
Stray Inductance L_s	60 to 100 nH

FFLB

Part Number	Capacitance (μF)	Height mm (in)	I_{rms} (A)	L_s (nH)	R_s (m Ω)	R_{th} ($^{\circ}\text{C}/\text{W}$)	Weight (kg)
U_N dc: 680 V							
FFLB6A0807K--	800	170 (6.693)	45	100	6.5	3.2	1.5
FFLB6A0657K--	650	145 (5.709)	60	85	5.6	3.3	1.3
FFLB6A0387K--	380	97 (3.819)	60	60	3.6	3.4	0.9
U_N dc: 1000 V							
FFLB6L0467K--	460	170 (6.693)	45	100	6.1	3.2	1.5
FFLB6L0397K--	390	145 (5.709)	60	85	5.2	3.3	1.3
FFLB6L0237K--	230	97 (3.819)	60	60	3.5	3.7	0.9
U_N dc: 1200 V							
FFLB6U0327K--	320	170 (6.693)	45	100	7.2	3.2	1.5
FFLB6U0277K--	270	145 (5.709)	60	85	6.1	3.3	1.3
FFLB6U0167K--	160	97 (3.819)	60	60	4.1	3.7	0.9
U_N dc: 1900 V							
FFLB6N1256K--	125	170 (6.693)	50	100	3.8	3.1	1.5
FFLB6N0107K--	100	145 (5.709)	55	85	3.4	3.3	1.3
FFLB6N0586K--	58	97 (3.819)	60	60	2.3	3.4	0.9

LIFETIME EXPECTANCY vs HOT SPOT TEMPERATURE AND VOLTAGE



V_w : permanent working or operating DC-voltage.

HOT SPOT CALCULATION

$$\theta_{\text{hot spot}} = \theta_{\text{ambient}} + (P_d + P_t) \times R_{\text{th}}$$

with P_d (Dielectric losses) = $Q \times \text{tg}\delta_0$
 $\Rightarrow [\frac{1}{2} \times C_n \times (V_{\text{peak to peak}})^2 \times f] \times (2 \times 10^{-4})$
 P_t (Thermal losses) = $R_s \times (I_{\text{rms}})^2$

where C_n in Farad I_{rms} in Ampere f in Hertz V in Volt R_s in Ohm θ in $^{\circ}\text{C}$ R_{th} in $^{\circ}\text{C}/\text{W}$



X-ON Electronics

Largest Supplier of Electrical and Electronic Components

Click to view similar products for [Film Capacitors](#) category:

Click to view products by [Kyocera AVX](#) manufacturer:

Other Similar products are found below :

[F450KG153J250ALH0J](#) [750-1018](#) [FKP1-1000160010P15](#) [FKP1-1500160010P15](#) [82EC1100DQ50K](#) [MMWAF150KME](#)
[PFR5101J100J11L16.5TA18](#) [PME261JB5220KR19T0](#) [A521HH333M035C](#) [QXJ2E474KTPT](#) [QXL2B333KTPT](#) [QXM2G104K](#) [DMT2P22](#)
[EEC2G505HQA406](#) [B32520C6332K000](#) [B32522C6104K000](#) [B32523Q3155J](#) [B32676E6755K](#) [C3B2AD44400B20K](#) [217-0716-001](#) [KP1830-](#)
[247/061-G](#) [SCD105K122A3-22](#) [2N3155](#) [F601BL225K063CL60A](#) [FKP1-2202KV5P15](#) [FKS3-680040010P10](#) [445450-1](#) [B32523Q0475K000](#)
[46KR415050M1K](#) [4BSNBX4100ZBFJ](#) [4DCNAQ4450ZA0J](#) [MKP383510063JKP2T0](#) [MKT 1813-368-015](#) [MKT182022263473](#) [WMC08P22](#)
[WMF1S15](#) [WMF4S68](#) [EEC2E106HQA405](#) [EEC2G805HQA415](#) [82DC3100DQ50J](#) [82DC4100AA60K](#) [82EC2150DQ50K](#) [WMF4D68](#)
[WMF1D68](#) [PHE841ED6150MR17T0](#) [B25620B118K883](#) [B25620B158K883](#) [66MD2100CK7AK](#) [97F8038](#) [NRM-S225K250F](#)