


DC FILTERING

FFV3* RoHS Compliant



The series uses a metallized polypropylene or polyester dielectric, with the controlled self-healing process, specially treated to have a very high dielectric strength in operating conditions up to 105°C. This is a dry solution for polypropylene and dry or wet for polyester. The FFV3 has been designed for printed circuit board mounting.

APPLICATIONS

The FFV3 capacitors are particularly designed for DC filtering, low reactive power.

STANDARDS

- IEC 61071-1, IEC 61071-2: Power electronic capacitors
- IEC 60384-16: Fixed metallized polypropylene film dielectric DC capacitors
- IEC 60384-16-1: Fixed metallized polypropylene film dielectric DC capacitors Assessment level E
- IEC 60384-17: Fixed metallized polypropylene film dielectric AC and pulse capacitors
- IEC 60384-17-1: Fixed metallized polypropylene film dielectric AC and pulse capacitors Assessment level E
- IEC 60384-2: Fixed metallized polyester capacitors

LIFETIME EXPECTANCY

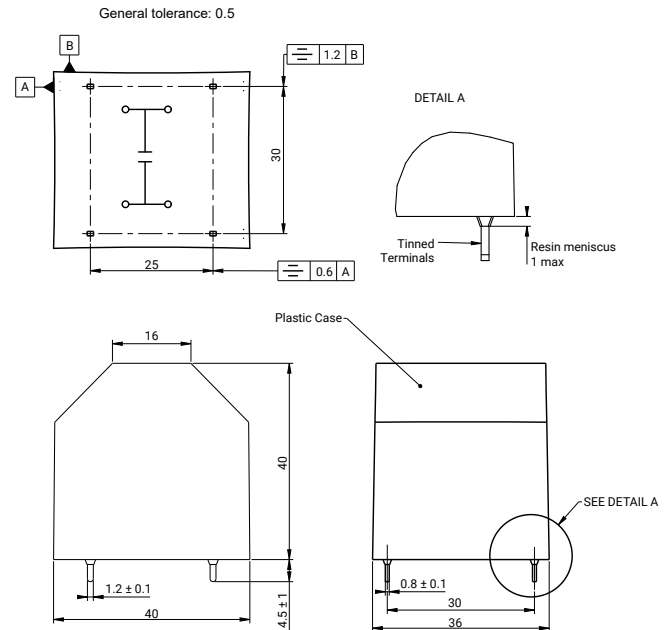
One unique feature of this technology (as opposed to electrolytics) is how the capacitor reacts at the end of its lifetime. Unlike aluminum, electrolytics film capacitors do not have a catastrophic failure mode. Film capacitors simply experience a parametric loss of capacitance of about 2%, with no risk of short circuit.

Please note that this is theoretical, however, as the capacitor continues to be functional even after this 2% decrease.

PACKAGING MATERIAL

Self-extinguishing plastic case (V0 = in accordance with UL 94) filled thermosetting resin.

Self-extinguishing thermosetting resin (V0 = in accordance with UL 94; I3F2 = in accordance with NF F 16-101).



HOT SPOT TEMPERATURE CALCULATION

$$\Theta_{\text{hot spot}} = \Theta_{\text{ambient}} + (P_d + P_j) \times (R_{\text{th}} + 7.4) \text{ or}$$

$$\Theta_{\text{hot spot}} = \Theta_{\text{case}} + (P_d + P_j) \times R_{\text{th}}$$

$$\text{Dielectric losses} = P_d = Q \times \text{tg} \delta_0$$

$$P_d = [1/2 \times C_n \times (V_{\text{peak to peak}})^2 \times f] \times \text{tg} \delta_0$$

for polypropylene $\text{tg} \delta_0 = 2.10^{-4}$
 for polyester $\text{tg} \delta_0$ value is shown in graph 4 page 3

$$\text{Joules losses } P_j = R_s \times I_{\text{rms}}^2$$

- C_n in Farad
- V in Volt
- R_{th} in °C/W
- I_{rms} in Ampere
- R_s in Ohm
- R_{th} : R_{th} case/hot spot in °C/W
- f in Hertz
- θ in °C

DC FILTERING

FFV3* for Low Voltage Applications **RoHS Compliant**

HOW TO ORDER

FFV3

Series

4

Dielectric

4 = Polyester
6 = Polypropylene

D

Voltage Code

D = 75Vdc J = 525Vdc
E = 100Vdc A = 720Vdc
F = 160Vdc C = 900Vdc
H = 300Vdc L = 1100Vdc
I = 400Vdc

K

Capacitance Tolerances
K = ±10%

--

Lead Styles
-- = Standard

Consult Factory for Special Options



ELECTRICAL CHARACTERISTICS – POLYESTER DIELECTRIC

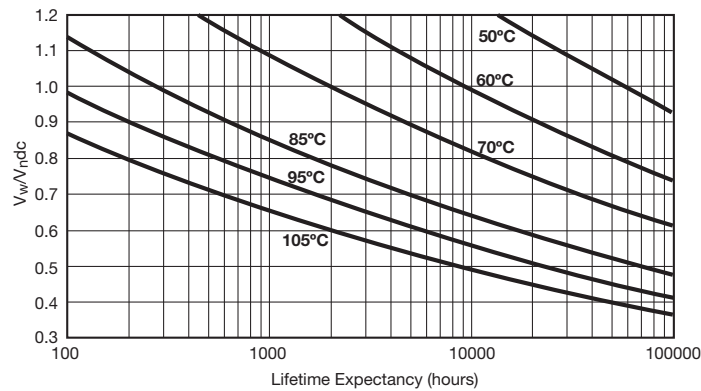
Items	Characteristics
Climatic category	40/105/56 (IEC 60068)
Test voltage between terminals @ 25°C	1.5 x V _{n,dc} during 10s
Test voltage between terminals and case @ 25°C "	@ 4 kVrms @ 50 Hz during 1 min.
Capacitance range C _n	30µF to 160µF
Tolerance on C _n	±10%
Rated DC voltage V _{n,dc}	75 to 400 V
Dielectric	Polyester
Max Stray Inductance	15nH

RATINGS AND PART NUMBER REFERENCE – POLYESTER DIELECTRIC

Part Number	Capacitance (µF)	I _{rms max.} (A)	I ² t _{10 shots} (A ² s)	I ² t _{1000 shots} (A ² s)	R _s (mΩ)	R _{th} (°C/W)	Typical Weight (g)
V_{n,dc} = 75 V V_{rms} = 45 v max Voltage Code: D							
FFV34D0137K--	130	23	370	37	0.56	5.6	90
FFV34D0167K--	160	28	560	56	0.47	5	90
V_{n,dc} = 100 V V_{rms} = 60 v max Voltage Code: E							
FFV34E0806K--	80	19	250	25	0.67	6.2	90
FFV34E0107K--	100	24	390	39	0.55	5.4	90
V_{n,dc} = 160 V V_{rms} = 75 v max Voltage Code: F							
FFV34F0556K--	55	17	180	18	0.77	6.6	90
FFV34F0656K--	65	20	260	26	0.66	6	90
V_{n,dc} = 300 V V_{rms} = 90 v max Voltage Code: H							
FFV34H0406K--	40	20	150	15	2.80	9.6	90
FFV34H0506K--	50	26	230	23	2.25	8.5	90
V_{n,dc} = 400 V V_{rms} = 105 v max Voltage Code: I							
FFV34I0306K--*	30	17	110	11	2.93	9.9	90
FFV34I0406K--*	40	23	200	20	2.21	8.4	90

(*) Polyester dielectric film wet silicone

LIFETIME EXPECTANCY VS V_w/V_n AND HOT SPOT TEMPERATURE POLYESTER DIELECTRIC



V_w = Permanent working or operating DC voltage.

DC FILTERING

FFV3* DC for Medium and High Voltage Applications **RoHS Compliant**



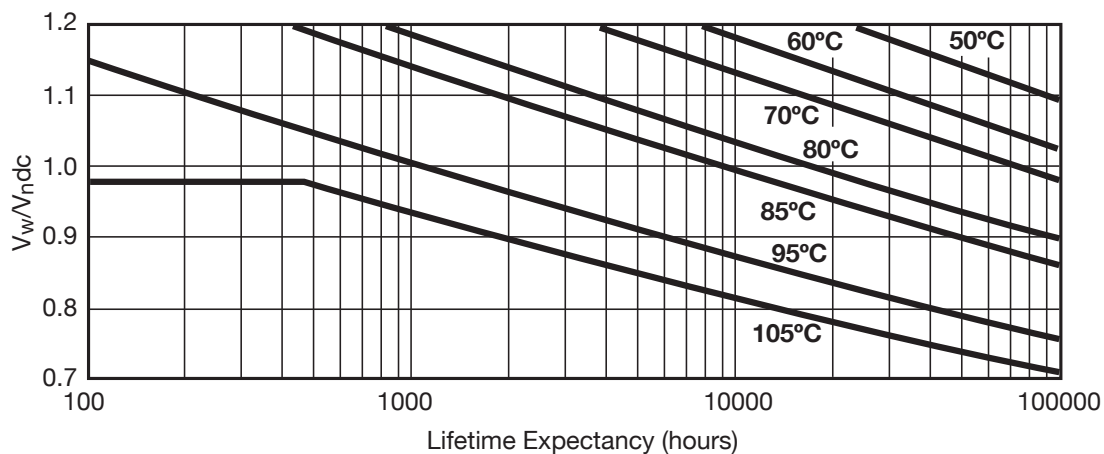
DC FILTERING ELECTRICAL CHARACTERISTICS – POLYPROPYLENE DIELECTRIC

Items	Characteristics
Climatic category	40/105/56 (IEC 60068)
Test voltage between terminals @ 25°C	1.5 x V _{n,dc} during 10s
Test voltage between terminals and case @ 25°C "	@ 4 kVrms @ 50 Hz during 1 min.
Capacitance range C _n	6μF to 25μF
Tolerance on C _n	±10%
Rated DC voltage V _{n,dc}	500 to 1100 V
Dielectric	Polypropylene
Max Stray Inductance	15nH

RATINGS AND PART NUMBER REFERENCE – POLYPROPYLENE DIELECTRIC

Part Number	Capacitance (μF)	I _{rms max.} (A)	I ² t _{10 shots} (A ² s)	I ² t _{1000 shots} (A ² s)	R _s (mΩ)	R _{th} (°C/W)	Typical Weight (g)
V_{n,dc} = 500 V Vrms = 105 v max Voltage Code: J							
FFV36J0206K-	20	27	3200	320	5.88	3.5	90
FFV36J0256K-	25	33	5000	500	4.72	3.1	90
V_{n,dc} = 700 V Vrms = 120 v max Voltage Code: A							
FFV36A0146K-	14	21	2000	200	7.34	3.7	90
FFV36A0206K-	20	30	4200	420	5.15	3.1	90
V_{n,dc} = 900 V Vrms = 150 v max Voltage Code: C							
FFV36C0106K-	10	19	1600	160	8.21	3.4	90
FFV36C0136K-	13	25	2800	280	6.33	2.9	90
V_{n,dc} = 1100 V Vrms = 180 v max Voltage Code: L							
FFV36L0605K-	6	13	800	80	11.4	3.7	90
FFV36L0905K-	9	20	1900	190	7.61	2.9	90

LIFETIME EXPECTANCY VS V_w/V_n AND HOT SPOT TEMPERATURE POLYPROPYLENE DIELECTRIC



V_w = Permanent working or operating DC voltage.

X-ON Electronics

Largest Supplier of Electrical and Electronic Components

Click to view similar products for [Film Capacitors](#) category:

Click to view products by [Kyocera AVX](#) manufacturer:

Other Similar products are found below :

[F450KG153J250ALH0J](#) [750-1018](#) [FKP1-1000160010P15](#) [FKP1-1500160010P15](#) [82EC1100DQ50K](#) [MMWAF150KME](#)
[PFR5101J100J11L16.5TA18](#) [PME261JB5220KR19T0](#) [A521HH333M035C](#) [QXJ2E474KTPT](#) [QXL2B333KTPT](#) [QXM2G104K](#) [DMT2P22](#)
[EEC2G505HQA406](#) [B32520C6332K000](#) [B32522C6104K000](#) [B32523Q3155J](#) [B32676E6755K](#) [C3B2AD44400B20K](#) [SCD105K122A3-22](#)
[2N3155](#) [F601BL225K063CL60A](#) [FKP1-2202KV5P15](#) [FKS3-680040010P10](#) [445450-1](#) [B32523Q0475K000](#) [46KR415050M1K](#)
[4BSNBX4100ZBFJ](#) [4DCNAQ4450ZA0J](#) [MKP383510063JKP2T0](#) [MKT 1813-368-015](#) [MKT182022263473](#) [4055292001](#) [WMC08P22](#)
[WMF1S15](#) [WMF4S68](#) [EEC2E106HQA405](#) [EEC2G805HQA415](#) [82DC3100DQ50J](#) [82EC2150DQ50K](#) [WMF4D68](#) [WMF1D68](#)
[B25620B118K883](#) [B25620B158K883](#) [A521HH471M450C](#) [97F8038](#) [NRM-S225K250F](#) [730P205X9400](#) [P42DB8483AA00F](#)
[82DC3220AA60J](#)