


Medium Power Film Capacitors



FPG (FPH RoHS Compliant)

PROTECTION



Metallized polypropylene dielectric capacitor with controlled self-healing.

Reinforced metallization on margins developed for high impulse currents.

Axial connections specially developed to reduce series inductance and to provide rigid mechanical mounting.

APPLICATIONS

Protection of gate turn-off thyristor (G.T.O.).

Medium frequency tuning.

HOT SPOT TEMPERATURE CALCULATION

See *Hot Spot Temperature* page 3.

$$\theta_{\text{hot spot}} = \theta_{\text{terminals}} + (P_d + P_t) \times R_{th}$$

with

$$P_d \text{ (Dielectric losses)} = Q \times \text{tg}\delta_0 \\ \Rightarrow \left[\frac{1}{2} \times C_n \times (V_{\text{peak to peak}})^2 \times f \right] \times (2 \times 10^{-4})$$

$$P_t \text{ (Thermal losses)} = R_s \times (I_{\text{rms}})^2$$

where

- C_n in Farads
- V in Volts
- I_{rms} in Amperes
- R_s in Ohms
- f in Hertz
- θ in °C
- R_{th} in °C/W

Due to the design of the capacitor and its technology, the thermal impedance between the terminations and the core of the capacitor is low, it is necessary to take care that the capacitor is never overheated by use of incorrect sized connections.

In the case where the series diodes are screwed to the capacitor, cooling of the diodes must be taken in account.

Do not use the capacitor as a heat sink.

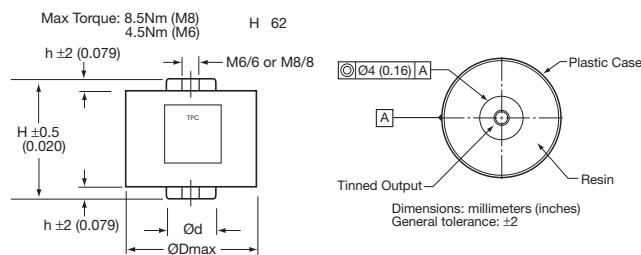
Due to the complexity of the diode/capacitor thermal exchanges, we recommend that thermal measurements shall be made on the different components. We would be pleased to advise you on specific problems.

WORKING TEMPERATURE

(according to the power to be dissipated) -40°C to +85°C

DIMENSIONS

millimeters (inches)



PROTECTION

MARKING

Logo

Withstanding surge voltage

Capacitance and tolerance in clear

Nominal DC voltage in clear

RMS current in clear

Date of manufacture (IEC coding)

PACKAGING MATERIAL

Cylindrical in plastic case filled with thermosetting resin.

Outputs: threaded inserts either M6 or M8.

HOW TO ORDER

FPG

Series
FPG = Standard
FPH = RoHS Compliant

8

Case Size
Case Size 8

6

Dielectric
6 = Polypropylene

R

Voltage Code
R = 1500V
N = 2000V
P = 2500V
W = 2600V
X = 3500V
Z = 4500V
Y = 4600V

0105

Capacitance Code
0 = pF code
0105 = 1.0µF
0405 = 4.0µF
0604 = 0.6µF
etc.

J

Capacitance Tolerances
J = ±5%

--

Terminal Code
-- = Standard

Not RoHS Compliant



Please select correct termination style.



Medium Power Film Capacitors



FPG (FPH RoHS Compliant)

ELECTRICAL CHARACTERISTICS

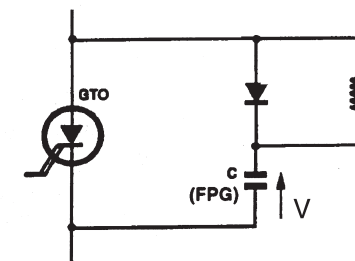
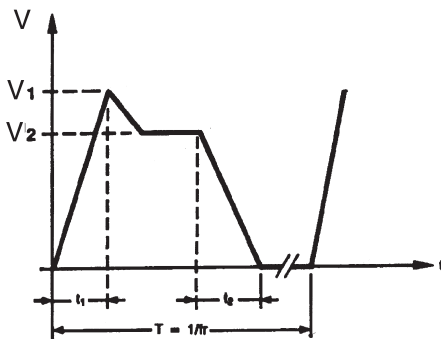
Capacitance range C_n	0.12 μ F to 6 μ F
Tolerance on C_n	$\pm 5\%$
Rated DC voltage $V_{n,dc}$	800 to 3000 V
Peak voltage V_{peak}	1200 to 4000 V
Allowable overvoltage V_s (for 10 s/day)	1500 to 4600 V
Nominal RMS voltage $V_{n,dc}$	500 to 1400 V
Stray inductance	≈ 10 nH
RMS current	I_{rms} max. = up to 80 A The currents shown in the tables are maximum. It is necessary to respect the thermal limits of the dielectric 85°C see "Hot spot temperature calculation"
Insulation resistance	$R_i \times C \geq 30,000$ s
Impulse current	$I^2.t$ max. given in the tables Spikes or peak currents in the capacitors may cause a deterioration of the bonding between the metallization and the connections. These bonds are capable of withstanding only a limited amount of energy for each spike. The table shows the maximum energy permitted in the form ($I^2.t$), where I is in Ampere, and t is in seconds.
Note:	The formula ($I^2.t$) replaces dV/dt which is less easy to use as it is not an expression of energy ($I = C.dV/dt$). This type of capacitor has been designed to withstand high ($I^2.t$) values.
Variation of capacitance with temperature	$\frac{\Delta C}{C} \leq \pm 2\%$ between -40 and 85°C
Climatic category	40/085/56 (IEC 60068)
Test voltage between terminals @ 25°C	V_s during 10s
Test voltage between terminals and case @ 25°C (Type test)	@ 4 kVrms @ 50 Hz during 1 min.
Dielectric	Polypropylene

PROTECTION

PROTECTION

APPLICATION NOTES

G.T.O. PROTECTION



FPG: Snubber capacitor

Choice of voltage: $V_1 \leq V_{peak}$
 $V_2 \leq V_{n,dc}$
 Maximum overvoltage $\leq V_s$ (10 s/day)

Nominal DC voltage ($V_{n,dc}$) and peak voltage (V_{peak}) are given in the table of values.

Medium Power Film Capacitors



FPG (FPH RoHS Compliant) Table of Values

PROTECTION

Dimensions: millimeters (inches)

Part Number	Cn (µF)	Case Style	Dimensions				I ² t max. (A ² .s)	I _{rms} max. (A)	Rs (m.Ω)	Rth (°C/W)	Typical Weight (g)
			H* ±0.5 (±0.020)	h ±2 (±0.079)	D max.	d ±0.5 (±0.020)					
FPG 1500V V_{ndc} = 800V V_{peak} = 1200V V_{rms} = 500V V_s = 1500V (Voltage Code R)											
FPG66R0105J--	1	Plastic Case M6/6	52 (2.047)	5 (0.197)	40 (1.575)	18 (0.709)	2	15	2.4	14	120
FPG66R0155J--	1.5	Plastic Case M6/6	52 (2.047)	5 (0.197)	55 (2.165)	18(0.709)	4.6	20	1.6	10.5	160
FPG86R0205J--	2	Plastic Case M8/8	52 (2.047)	5 (0.197)	60 (2.362)	22 (0.866)	8	30	1.2	6.1	190
FPG86R0305J--	3	Plastic Case M8/8	52 (2.047)	5 (0.197)	72 (2.835)	22 (0.866)	18	45	0.9	4.5	260
FPG86R0355J--	3.5	Plastic Case M8/8	52 (2.047)	5 (0.197)	72 (2.835)	22 (0.866)	25	50	0.85	4.5	260
FPG86R0405J--	4	Plastic Case M8/8	52 (2.047)	5 (0.197)	82 (1.575)	22 (0.866)	32	60	0.75	3.5	320
FPG86R0505J--	5	Plastic Case M8/8	52 (2.047)	5 (0.197)	82 (3.622)	22 (0.866)	50	70	0.65	2.5	320
FPG86R0605J--	6	Plastic Case M8/8	52 (2.047)	5 (0.197)	92 (3.622)	22 (0.866)	73	75	0.6	2.5	400
FPG 2000V V_{ndc} = 1000V V_{peak} = 1600V V_{rms} = 600V V_s = 2000V (Voltage Code N)											
FPG66N0504J--	0.5	Plastic Case M6/6	52 (2.047)	5 (0.197)	40 (1.575)	18 (0.709)	1	15	3	14	120
FPG86N0105J--	1	Plastic Case M8/8	52 (2.047)	5 (0.197)	60 (2.362)	22 (0.866)	3	20	2.3	10.5	190
FPG86N0155J--	1.5	Plastic Case M8/8	52 (2.047)	5 (0.197)	60 (2.362)	22 (0.866)	7	30	1.5	6.1	190
FPG86N0205J--	2	Plastic Case M8/8	52 (2.047)	5 (0.197)	72 (2.835)	22 (0.866)	12.7	40	1.1	4.5	260
FPG86N0255J--	2.5	Plastic Case M8/8	52 (2.047)	5 (0.197)	72 (2.835)	22 (0.866)	20	60	0.89	3.7	260
FPG86N0305J--	3	Plastic Case M8/8	52 (2.047)	5 (0.197)	82 (3.228)	22 (0.866)	28	60	0.85	3.2	320
FPG86N0355J--	3.5	Plastic Case M8/8	52 (2.047)	5 (0.197)	82 (3.228)	22 (0.866)	39	65	0.78	2.9	320
FPG86N0405J--	4	Plastic Case M8/8	52 (2.047)	5 (0.197)	92 (3.622)	22 (0.866)	50	70	0.7	2.5	400
FPG 2500V V_{ndc} = 1300V V_{peak} = 2000V V_{rms} = 700V V_s = 2500V (Voltage Code P)											
FPG66P0474J--	0.47	Plastic Case M6/6	62 (2.441)	5 (0.197)	40 (1.575)	18 (0.709)	0.7	15	6	25	160
FPG66P0105J--	1	Plastic Case M6/6	62 (2.441)	5 (0.197)	55 (2.165)	18 (0.709)	2	18	3	13	180
FPG66P0155J--	1.5	Plastic Case M6/6	62 (2.441)	5 (0.197)	60 (2.362)	22 (0.866)	4.5	25	2	10	220
FPG86P0205J--	2	Plastic Case M8/8	62 (2.441)	5 (0.197)	72 (2.835)	22 (0.866)	8	35	1.5	6.5	310
FPG86P0255J--	2.5	Plastic Case M8/8	62 (2.441)	5 (0.197)	72 (2.835)	22 (0.866)	12.5	40	1.3	4.8	310
FPG86P0305J--	3	Plastic Case M8/8	62 (2.441)	5 (0.197)	82 (3.228)	22 (0.866)	18	50	1.15	4.4	410
FPG86P0405J--	4	Plastic Case M8/8	62 (2.441)	5 (0.197)	92 (3.622)	22 (0.866)	32	65	0.95	3.4	475
FPG 2600V V_{ndc} = 1750V V_{peak} = 2000V V_{rms} = 800V V_s = 2600V (Voltage Code W)											
FPG66W0474J--	0.47	Plastic Case M6/6	62 (2.441)	5 (0.197)	40 (1.575)	18 (0.709)	1.4	12	4.04	28	160
FPG66W0105J--	1	Plastic Case M6/6	62 (2.441)	5 (0.197)	55 (2.165)	18 (0.709)	5.7	21	2.17	10.9	180
FPG66W0155J--	1.5	Plastic Case M6/6	62 (2.441)	5 (0.197)	60 (2.362)	18 (0.709)	12.9	31	1.55	7.7	220
FPG86W0205J--	2	Plastic Case M8/8	62 (2.441)	5 (0.197)	72 (2.835)	22 (0.866)	23	41	1.24	6.1	310
FPG86W0255J--	2.5	Plastic Case M8/8	62 (2.441)	5 (0.197)	82 (3.228)	22 (0.866)	36	51	1.05	4.5	410
FPG86W0305J--	3	Plastic Case M8/8	62 (2.441)	5 (0.197)	92 (3.622)	22 (0.866)	50	62	0.92	3.9	475
FPG86W0355J--	3.5	Plastic Case M8/8	62 (2.441)	5 (0.197)	92 (3.622)	22 (0.866)	70	72	0.83	3.4	475
FPG86W0395J--	3.9	Plastic Case M8/8	62 (2.441)	5 (0.197)	92 (3.622)	22 (0.866)	85	80	0.78	3.1	475
FPG 3500V V_{ndc} = 2000V V_{peak} = 2400V V_{rms} = 1000V V_s = 3500V (Voltage Code X)											
FPG66X0334J--	0.33	Plastic Case M6/6	62 (2.441)	5 (0.197)	40 (1.575)	18 (0.709)	2	15	2.5	28	160
FPG66X0504J--	0.5	Plastic Case M6/6	62 (2.441)	5 (0.197)	55 (2.165)	18 (0.709)	5	19	2.5	11.2	180
FPG86X0105J--	1	Plastic Case M8/8	62 (2.441)	5 (0.197)	72 (2.835)	22 (0.866)	15	38	1.4	6.2	310
FPG86X0155J--	1.5	Plastic Case M8/8	62 (2.441)	5 (0.197)	82 (3.228)	22 (0.866)	40	56	1.03	3.9	410
FPG86X0205J--	2	Plastic Case M8/8	62 (2.441)	5 (0.197)	92 (3.622)	22 (0.866)	70	75	0.85	3.1	475
FPG 4500V V_{ndc} = 2500V V_{peak} = 3200V V_{rms} = 1200V V_s = 4500V (Voltage Code Z)											
FPG66Z0224J--	0.22	Plastic Case M6/6	62 (2.441)	5 (0.197)	40 (1.575)	18 (0.709)	1.5	15	3.8	25	160
FPG66Z0474J--	0.47	Plastic Case M6/6	62 (2.441)	5 (0.197)	60 (2.362)	18 (0.709)	7	24	2.16	8.5	220
FPG86Z0684J--	0.68	Plastic Case M8/8	62 (2.441)	5 (0.197)	72 (2.835)	22 (0.866)	14	35	1.59	6.2	310
FPG86Z0105J--	1	Plastic Case M8/8	62 (2.441)	5 (0.197)	82 (3.228)	22 (0.866)	30	52	1.18	4	410
FPG86Z1254J--	1.25	Plastic Case M8/8	62 (2.441)	5 (0.197)	92 (3.622)	22 (0.866)	50	65	1	3.3	475
FPG 4600 V V_{ndc} = 3000 V V_{peak} = 4000 V V_{rms} = 1400 V V_s = 4600 V (Voltage Code Y)											
FPG66Y0124J--	0.12	Plastic Case M6/6	62 (2.441)	5 (0.197)	40 (1.575)	18 (0.709)	0.8	15	6	28	160
FPG66Y0224J--	0.22	Plastic Case M6/6	62 (2.441)	5 (0.197)	60 (2.362)	18 (0.709)	3	20	3.48	11	220
FPG86Y0334J--	0.33	Plastic Case M8/8	62 (2.441)	5 (0.197)	72 (2.835)	22 (0.866)	6.8	25	2.42	7.7	310
FPG86Y0474J--	0.47	Plastic Case M8/8	62 (2.441)	5 (0.197)	82 (3.228)	22 (0.866)	13.8	35	1.79	5.2	410
FPG86Y0604J--	0.60	Plastic Case M8/8	62 (2.441)	5 (0.197)	92 (3.622)	22(0.866)	22	45	1.47	4.2	475

PROTECTION



X-ON Electronics

Largest Supplier of Electrical and Electronic Components

Click to view similar products for [Film Capacitors](#) category:

Click to view products by [Kyocera AVX](#) manufacturer:

Other Similar products are found below :

[F450KG153J250ALH0J](#) [750-1018](#) [FKP1-1000160010P15](#) [FKP1-1500160010P15](#) [82EC1100DQ50K](#) [MMWAF150KME](#)
[PFR5101J100J11L16.5TA18](#) [PME261JB5220KR19T0](#) [A521HH333M035C](#) [QXJ2E474KTPT](#) [QXL2B333KTPT](#) [QXM2G104K](#) [DMT2P22](#)
[EEC2G505HQA406](#) [B32520C6332K000](#) [B32522C6104K000](#) [B32523Q3155J](#) [B32676E6755K](#) [C3B2AD44400B20K](#) [217-0716-001](#) [KP1830-](#)
[247/061-G](#) [SCD105K122A3-22](#) [2N3155](#) [F601BL225K063CL60A](#) [FKP1-2202KV5P15](#) [FKS3-680040010P10](#) [445450-1](#) [B32523Q0475K000](#)
[46KR415050M1K](#) [4BSNBX4100ZBFJ](#) [4DCNAQ4450ZA0J](#) [MKP383510063JKP2T0](#) [MKT 1813-368-015](#) [MKT182022263473](#) [WMC08P22](#)
[WMF1S15](#) [WMF4S68](#) [EEC2E106HQA405](#) [EEC2G805HQA415](#) [82DC3100DQ50J](#) [82DC4100AA60K](#) [82EC2150DQ50K](#) [WMF4D68](#)
[WMF1D68](#) [PHE841ED6150MR17T0](#) [B25620B118K883](#) [B25620B158K883](#) [66MD2100CK7AK](#) [97F8038](#) [NRM-S225K250F](#)