




CMOS/ 2.5V to 3.3V/ 2.5×2.0mm



RoHS Compliant

Features

- Miniature ceramic package
2.5 (L) × 2.0 (W) × 0.7 (H) mm (Typ.)
- High Stability Output Frequency
±10×10⁻⁶ (-10 to +70°C)
±15×10⁻⁶ (-40 to +85°C)
- CMOS output
- Supply voltage Vcc=2.5V/ 3.3V Compatible
Low Power Supply Consumption
- Wide Operating Voltage Range 2.25 to 3.63V

Applications

- Wi-Fi, Bluetooth* etc.
- * Bluetooth* is a registered trademarks of Bluetooth SIG Inc.

How to Order

KC2520C **40.0000** **C** **2** **□** **E** **00**
① ② ③ ④ ⑤ ⑥ ⑦

- ① Series
- ② Output Frequency
- ③ Output Type (CMOS)
- ④ Supply Voltage (2.5V, 3.3V Compatible)
- ⑤ Frequency Tolerance (See Table 1)
- ⑥ Symmetry/ INH Function (45/ 55%)
- ⑦ Individual Specification (STD Specification is "00")

Packaging (Tape & Reel 2000 pcs./ reel)

Table 1

Freq. Tol. Code	× 10 ⁻⁶	Operating Temperature Range (°C)	Note
Y	±10	-10 to +70	Please contact us for available frequencies.
K	±20	-40 to +85	Standard specifications
L	±15		

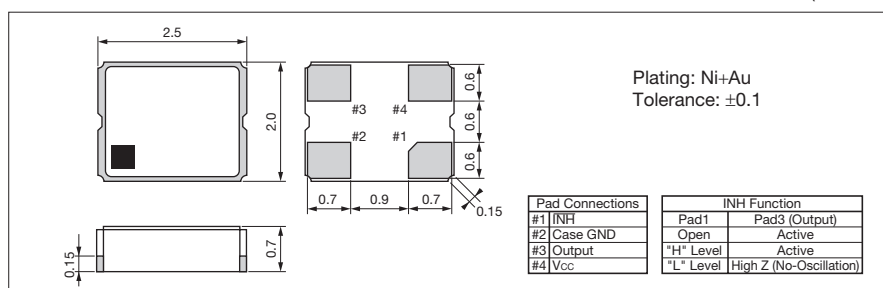
Specifications

Item	Symbol	Conditions	Min.	Max.	Units
Output Frequency Range	fo		1.5	54	MHz
Frequency Tolerance	f _{tol}	Initial tolerance, Operating temperature range, Rated power supply voltage change, Aging (1 year @25°C), Shock and vibration	Temp.: -40 to +85°C Temp.: -40 to +85°C Temp.: -10 to +70°C	-15 +20 +10	×10 ⁻⁶
Storage Temperature Range	T _{stg}		-55	+125	°C
Operating Temperature Range	T _{use}		-10 -40	+70 +85	°C
Max. Supply Voltage	—		-0.3	+4.0	V
Supply Voltage	V _{cc}		+2.25	+3.63	V
Current Consumption	I _{cc}	CL=15pF @2.5V CL=15pF @3.3V	1.5≤fo<24MHz 24≤fo≤40MHz 40<fo≤54MHz 1.5≤fo<24MHz 24≤fo≤40MHz 40<fo≤54MHz	3.0 3.5 4.5 3.5 5.0 6.0	mA
Stand-by Current	I _{std}		—	5	μA
Symmetry	SYM	@50% V _{cc}	45	55	%
Rise/ Fall Time (10% V _{cc} to 90% V _{cc} Maximum Loaded)	Tr/ Tf		—	4	ns
Low Level Output Voltage	V _{oL}	I _{oL} =4mA	—	10% V _{cc}	V
High Level Output Voltage	V _{oH}	I _{oH} =-4mA	90% V _{cc}	—	V
CMOS Load	L _{CMOS}	CMOS Output	—	15	pF
Input Voltage Range	V _{in}		0	V _{cc}	V
Low Level Input Voltage	V _{iL}		—	30% V _{cc}	V
High Level Input Voltage	V _{iH}		70% V _{cc}	—	V
Disable Time	t _{dis}		—	100	ns
Enable Time	t _{ena}		—	5	ms
Start-up Time	t _{str}	@Minimum operating voltage to be 0 sec.	—	10	ms
1 Sigma Jitter	J _{sigma}	Measured with Wavecrest SIA-3000	—	8	ps
Peak to Peak Jitter	J _{PK-PK}		—	80	ps

Note: All electrical characteristics are defined at the maximum load and operating temperature range.
Please contact us for inquiry about operating temperature range, available frequencies and other conditions

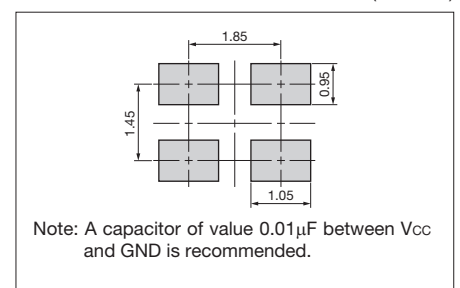
Dimensions

(Unit: mm)



Recommended Land Pattern

(Unit: mm)



X-ON Electronics

Largest Supplier of Electrical and Electronic Components

Click to view similar products for [Standard Clock Oscillators](#) category:

Click to view products by [Kyocera AVX](#) manufacturer:

Other Similar products are found below :

[601252](#) [F335-25](#) [F535L-33.333](#) [F535L-50](#) [ECS-2018-160-BN-TR](#) [MXO45HS-2C-66.6666MHZ](#) [SiT1602BI-22-33E-50.000000E](#) [SiT8209AI-32-33E-125.000000](#) [SIT8918AA-11-33S-50.000000G](#) [SM4420TEV-40.0M-T1K](#) [F335-24](#) [F335-40](#) [F535L-10](#) [F535L-12](#) [F535L-16](#) [F535L-24](#) [F535L-27](#) [F535L-48](#) [PE7744DW-100.0M](#) [CSX-750FCC14745600T](#) [ASF1-3.686MHZ-N-K-S](#) [XO57CTECNA3M6864](#) [ECS-2100A-147.4](#)
[601251](#) [EP16E7E2H26.000MTR](#) [SIT8918AA-11-33S-16.000000G](#) [XO3003](#) [9120AC-2D2-33E212.500000](#) [9102AI-243N25E100.00000](#)
[8208AC-82-18E-25.00000](#) [ASDK2-32.768KHZ-LR-T3](#) [8008AI-72-XXE-24.545454E](#) [8004AC-13-33E-133.33000X](#) [AS-4.9152-16-SMD-TR](#)
[ASFL1-48.000MHZ-LC-T](#) [SIT8920AM-31-33E-25.0000](#) [DSC1028DI2-019.2000](#) [9121AC-2C3-25E100.00000](#) [9102AI-233N33E100.00000X](#)
[9102AI-233N25E200.00000](#) [9102AI-232H25S125.00000](#) [9102AI-133N25E200.00000](#) [9102AC-283N25E200.00000](#) [9001AC-33-33E1-30.000](#)
[3921AI-2CF-33NZ125.000000](#) [5730-1SF](#) [PXA000010](#) [8003AI-12-33S-40.00000Y](#) [1602BI-13-33S-19.200000E](#) [8208AI-2F-18E-25.000000X](#)