




CMOS/ 1.8V to 5.0V/ 2.5×2.0mm for Automotive



AEC-Q100/ 200 RoHS Compliant

Features

- Miniature ceramic package
2.5 (L) × 2.0 (W) × 0.7 (H) mm (Typ.)
- Highly reliable with seam welding
- CMOS output
- Supply voltage 1.8/ 2.5/ 3.3/ 5.0V
Wide operating voltage range 1.6 to 5.5V
- Low current consumption

Applications

- Car accessory

How to Order

KC2520M 32K7680 C M 3 E SH
① ② ③ ④ ⑤ ⑥ ⑦

- ①Series
- ②Output Frequency (32.768kHz)
- ③Output Type (CMOS)
- ④Supply Voltage (1.8V, 2.5V, 3.3V, 5.0V Compatible)
- ⑤Frequency Tolerance (See Specifications)
- ⑥Symmetry/ INH Function (45/ 55%)
- ⑦Individual Specification
(STD Specification is "SH")

Packaging (Tape & Reel 2000 pcs./ reel)

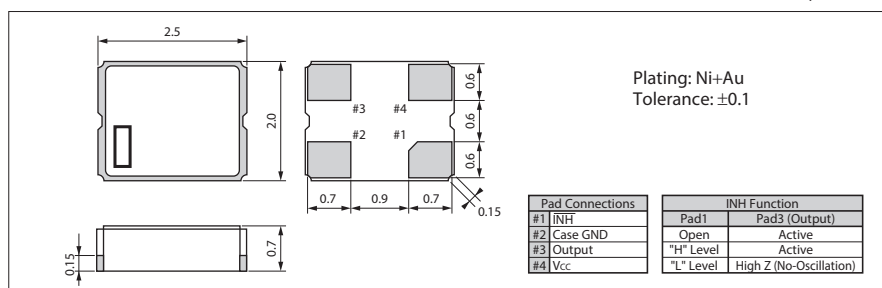
Specifications

Item	Symbol	Conditions	Specifications		Unit
			Min.	Max.	
Output Frequency Range	fo		32.768		kHz
Frequency Tolerance	f _{tol}	Initial (25°C), Stability (-40 to 125°C), Voltage change	-90	+90	× 10 ⁻⁶
		Aging (@1year)	-3	+3	
		Other (load change, shock and vibration)	-4	+4	
Storage Temperature Range	T _{stg}		-55	+125	°C
Operating Temperature Range	T _{use}		-40	+125	°C
Max. Supply Voltage	—		-0.3	+7.0	V
Supply Voltage	V _{cc}		+1.6	+5.5	V
Current Consumption (Maximum Loaded/ 1.6≤V _{cc} ≤2.0V)	I _{cc}		—	150	μA
Current Consumption (Maximum Loaded/ 2.0<V _{cc} ≤2.8V)			—	158	
Current Consumption (Maximum Loaded/ 2.8≤V _{cc} ≤3.63V)			—	163	
Current Consumption (Maximum Loaded/ 3.63≤V _{cc} ≤5.5V)			—	175	
Stand-by Current	I _{std}		—	10	μA
Symmetry	SYM	@50% V _{cc}	45	55	%
Rise/ Fall Time (10% V _{cc} to 90% V _{cc} Maximum Loaded)	Tr/ Tf		—	50	ns
Low Level Output Voltage	V _{OL}	I _{OL} =0.8mA	—	10% V _{cc}	V
High Level Output Voltage	V _{OH}	I _{OH} =-0.8mA	90% V _{cc}	—	V
Output Load	L _{CMOS}	CMOS Output	—	15	pF
Low Level Input Voltage	V _{IL}		—	30% V _{cc}	V
High Level Input Voltage	V _{IH}		70% V _{cc}	—	V
Disable Time	t _{dis}		—	100	ns
Enable Time	t _{ena}		—	2	ms
Start-up Time	t _{str}	@Minimum operating voltage to be 0 sec.	—	5	ms

Note: All electrical characteristics are defined at the maximum load and operating temperature range.

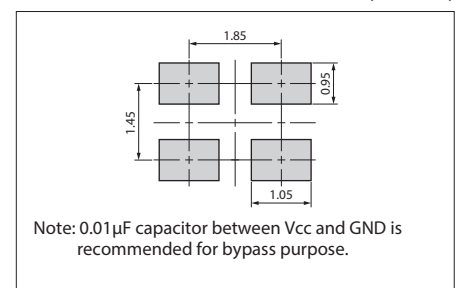
Dimensions

(Unit: mm)



Recommended Land Pattern

(Unit: mm)



X-ON Electronics

Largest Supplier of Electrical and Electronic Components

Click to view similar products for [Standard Clock Oscillators](#) category:

Click to view products by [Kyocera AVX](#) manufacturer:

Other Similar products are found below :

[601252](#) [F335-25](#) [F535L-33.333](#) [F535L-50](#) [ECS-2018-160-BN-TR](#) [MXO45HS-2C-66.6666MHZ](#) [SiT1602BI-22-33E-50.000000E](#) [SiT8209AI-32-33E-125.000000](#) [SIT8918AA-11-33S-50.000000G](#) [SM4420TEV-40.0M-T1K](#) [F335-24](#) [F335-40](#) [F535L-10](#) [F535L-12](#) [F535L-16](#) [F535L-24](#) [F535L-27](#) [F535L-48](#) [PE7744DW-100.0M](#) [CSX-750FCC14745600T](#) [ASF1-3.686MHZ-N-K-S](#) [XO57CTECNA3M6864](#) [ECS-2100A-147.4](#) [601251](#) [EP16E7E2H26.000MTR](#) [SIT8918AA-11-33S-16.000000G](#) [XO3003](#) [9120AC-2D2-33E212.500000](#) [9102AI-243N25E100.00000](#) [8208AC-82-18E-25.00000](#) [ASDK2-32.768KHZ-LR-T3](#) [8008AI-72-XXE-24.545454E](#) [8004AC-13-33E-133.33000X](#) [AS-4.9152-16-SMD-TR](#) [ASFL1-48.000MHZ-LC-T](#) [SIT8920AM-31-33E-25.0000](#) [DSC1028DI2-019.2000](#) [9121AC-2C3-25E100.00000](#) [9102AI-233N33E100.00000X](#) [9102AI-233N25E200.00000](#) [9102AI-232H25S125.00000](#) [9102AI-133N25E200.00000](#) [9102AC-283N25E200.00000](#) [9001AC-33-33E1-30.000](#) [3921AI-2CF-33NZ125.000000](#) [5730-1SF](#) [PXA000010](#) [8003AI-12-33S-40.00000Y](#) [1602BI-13-33S-19.200000E](#) [8208AI-2F-18E-25.000000X](#)