




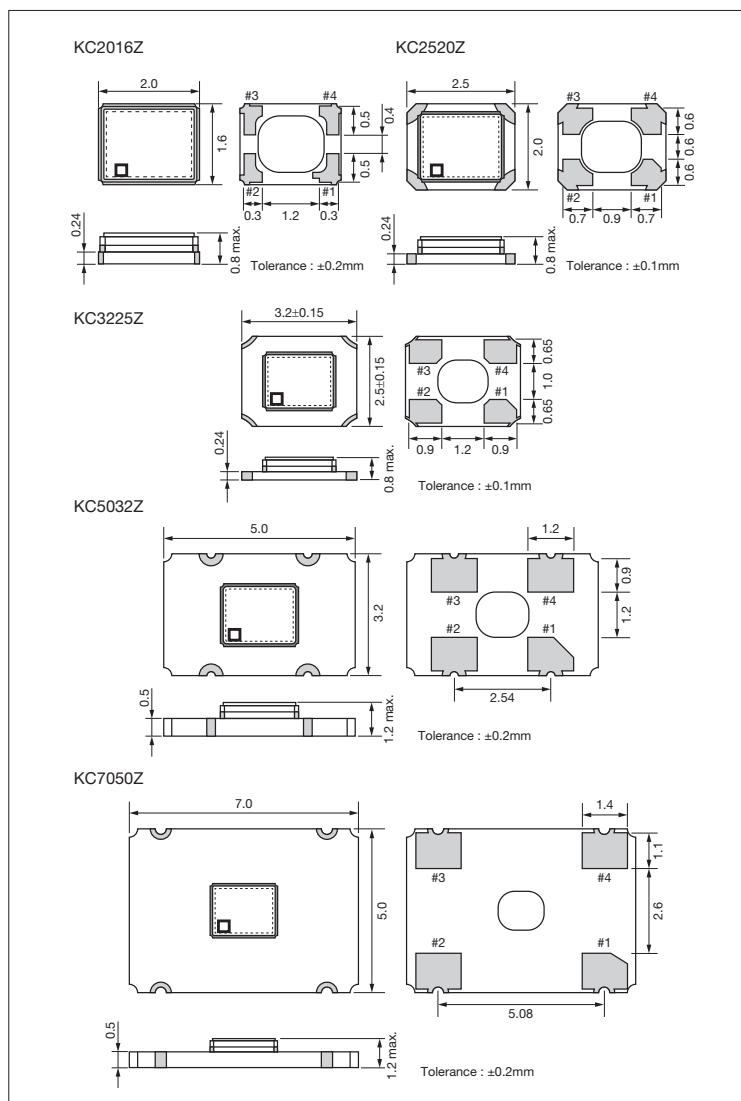
CMOS/ 1.8V, 2.5V, 3.3V/ 2.0×1.6, 2.5×2.0, 3.2×2.5, 5.0×3.2, 7.0×5.0mm



RoHS Compliant

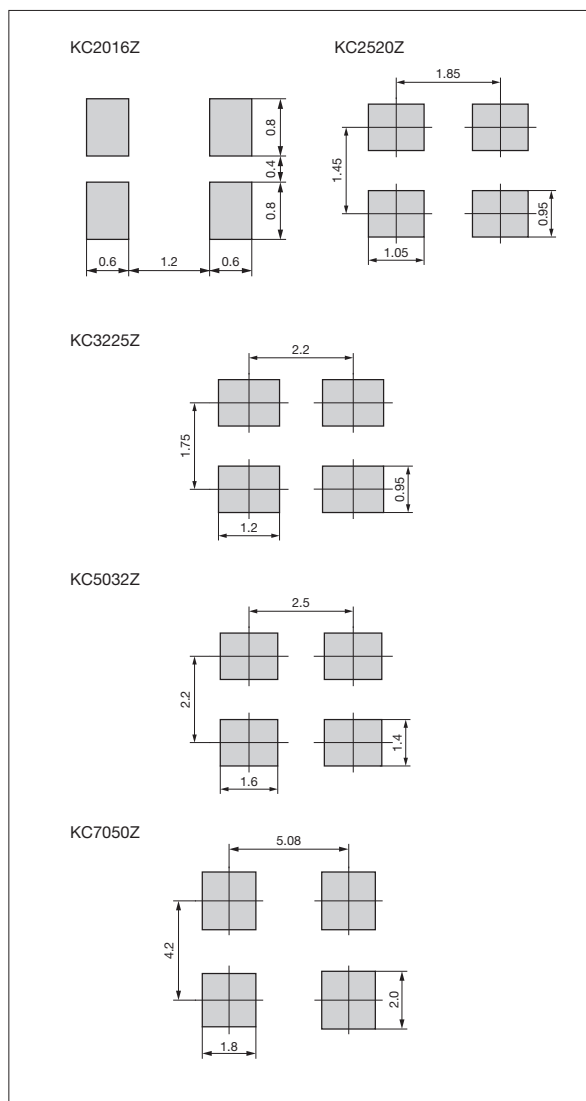
Dimensions

(Unit : mm)



Recommended Land Patterns

(Unit : mm)




Pad Connections	
#1	INH
#2	Case GND
#3	Output
#4	Vcc

INH Function	
Pad1	Pad3 (Output)
Open	Active
"H" Level	Active
"L" Level	High Z (No-Oscillation)





CMOS/ 1.8V, 2.5V, 3.3V / 2.0×1.6, 2.5×2.0, 3.2×2.5, 5.0×3.2, 7.0×5.0mm



RoHS Compliant

### Features

- Frequency Range 0.5 to 170 MHz
- CMOS Output
- Short Lead Time
- Heat resistant up to +125°C

### Applications

- Consumer/ Networking/ Industrial/ Amuse

### Table 1

Code	Freq. Tol. $\times 10^{-6}$	Operating Temperature Range (°C)	Note
S	$\pm 30$	-10 to +70	For additional stability, please contact us.
U	$\pm 25$		
W	$\pm 20$		
G	$\pm 50$	-40 to +85	
H	$\pm 30$		
J	$\pm 25$		
K	$\pm 20$	-40 to +105	
L	$\pm 15$		
6	$\pm 50$		
5	$\pm 30$	-40 to +125	
4	$\pm 20$		
X	$\pm 100$		
Z	$\pm 50$	-40 to +125	
9	$\pm 30$		

### How to Order

KC□□□□Z 25.0000 C 1 □ X 00  
① ② ③ ④ ⑤ ⑥ ⑦

#### ①Series

KC2016Z	2016 Size	KC2520Z	2520 Size
KC3225Z	3225 Size	KC5032Z	5032 Size
KC7050Z	7050 Size		

②Output Frequency (25.0000 : 25MHz)

③Output Type (C : CMOS)

④Supply Voltage

(1 : 1.8V/ 2.5V/ 3.3V Compatible)

⑤Frequency Tolerance (See Table 1)

⑥Symmetry/ INH Function

X	STD 45/ 55%
---	-------------

⑦Individual Specification

(STD Specification is "00")

#### Packaging Tape&Reel

KC7050Z/ KC5032Z	1000 pcs./ reel
KC3225Z/ KC2520Z/ KC2016Z	2000 pcs./ reel

### Specifications


Item	Symbol	Conditions	Min.	Max.	Unit	
Output Frequency Range	fo		0.5	170	MHz	
Frequency Tolerance	f <sub>tol</sub>	Initial tolerance, Operating temperature range, Rated power supply voltage change, Load change, Aging (1 year @25°C), Shock and vibration	See Table 1.			
Storage Temperature Range	T <sub>stg</sub>		-55	150	°C	
Operating Temperature Range	T <sub>use</sub>		See Table 1.			
Max. Supply Voltage	—		-0.3	4.5	V	
Supply Voltage	V <sub>cc</sub>		1.71	3.63	V	
Current Consumption (Noload/ 1.71≤V <sub>cc</sub> ≤2.25)	I <sub>cc</sub>	0.5≤fo<5MHz	—	5.2	mA	
		5≤fo<15MHz	—	5.8		
		15≤fo<30MHz	—	6.2		
		30≤fo<50MHz	—	6.8		
		50≤fo≤60MHz	—	6.8		
		60<fo<75MHz	—	9		
		75≤fo<105MHz	—	10		
		105≤fo<130MHz	—	10.5		
		130≤fo<160MHz	—	11.5		
160≤fo≤170MHz	—	12.5				
Current Consumption (Noload/ 2.25<V <sub>cc</sub> ≤2.8)	I <sub>cc</sub>	0.5≤fo<5MHz	—	5.5	mA	
		5≤fo<15MHz	—	6		
		15≤fo<30MHz	—	6.5		
		30≤fo<50MHz	—	7.2		
		50≤fo≤60MHz	—	7.4		
		60<fo<75MHz	—	10		
		75≤fo<105MHz	—	11.5		
		105≤fo<130MHz	—	12.5		
		130≤fo<160MHz	—	14		
160≤fo≤170MHz	—	15				
Current Consumption (Noload/ 2.8<V <sub>cc</sub> ≤3.63)	I <sub>cc</sub>	0.5≤fo<5MHz	—	5.8	mA	
		5≤fo<15MHz	—	6.5		
		15≤fo<30MHz	—	7.3		
		30≤fo<50MHz	—	8		
		50≤fo≤60MHz	—	8.5		
		60<fo<75MHz	—	12.5		
		75≤fo<105MHz	—	14.5		
		105≤fo<130MHz	—	15.5		
		130≤fo<160MHz	—	18		
160≤fo≤170MHz	—	19.5				
Stand-by Current	I <sub>std</sub>		—	5	μA	
Symmetry	SYM	@50% V <sub>cc</sub>	45	55	%	
Rise/ Fall Time (20% to 80% Output Level)	Tr/ Tf	0.5≤fo≤60MHz	Loaded/ 1.71≤V <sub>cc</sub> ≤2.25	—	4	ns
			Loaded/ 2.25<V <sub>cc</sub> ≤2.8	—	3	
			Loaded/ 2.8<V <sub>cc</sub> ≤3.63	—	2.5	
		60<fo≤170MHz	Loaded/ 1.71≤V <sub>cc</sub> ≤2.25	—	1.5	
			Loaded/ 2.25<V <sub>cc</sub> ≤2.8	—	1.3	
			Loaded/ 2.8<V <sub>cc</sub> ≤3.63	—	1	
Low Level Output Voltage	VoL	I <sub>oL</sub> = 4mA	—	10% V <sub>cc</sub>	V	
High Level Output Voltage	VoH	I <sub>oH</sub> = -4mA	90% V <sub>cc</sub>	—	V	
Output Load (CMOS)	L <sub>CMOS</sub>		—	15	pF	
Low Level Input Voltage	ViL		—	30% V <sub>cc</sub>	V	
High Level Input Voltage	ViH		70% V <sub>cc</sub>	—	V	
Disable Time	t <sub>dis</sub>		—	200	ns	
Enable Time	t <sub>ena</sub>		—	5	ms	
Start-up Time	t <sub>str</sub>	@Minimum operating voltage to be 0 sec.	—	5	ms	

All electrical characteristics are defined at the maximum load and operating temperature range.





CMOS/ 1.8V, 2.5V, 3.3V / 2.0×1.6, 2.5×2.0, 3.2×2.5, 5.0×3.2, 7.0×5.0mm



RoHS Compliant

### Features

- Frequency Range 0.5 to 170 MHz
- CMOS Output
- Tighter Tolerance
- Short Lead Time
- Heat resistant up to +125°C

### Applications

- Consumer/ Networking/ Industrial/ Amuse

Table 2

Code	Freq. Tol. $\times 10^{-6}$	Operating Temperature Range (°C)	Note
C	$\pm 5$	-40 to +85	For additional stability, please contact us.
N	$\pm 15$	-40 to +105	

### How to Order

KC□□□□Z 25.0000 C □ □ Z 00  
① ② ③ ④ ⑤ ⑥ ⑦

①Series

KC2016Z	2016 Size	KC2520Z	2520 Size
KC3225Z	3225 Size	KC5032Z	5032 Size
KC7050Z	7050 Size		

②Output Frequency (25.0000 : 25MHz)

③Output Type (C : CMOS)

④Supply Voltage

1	1.8V	2	2.5V
3	3.3V		

⑤Frequency Tolerance (See Table 2)

⑥Symmetry/ INH Function

Z	STD 45/ 55%
---	-------------

⑦Individual Specification

(STD Specification is "00")

Packaging Tape&Reel

KC7050Z/ KC5032Z	1000 pcs./ reel
KC3225Z/ KC2520Z/ KC2016Z	2000 pcs./ reel

### Specifications

Item	Symbol	Conditions	Min.	Max.	Unit	
Output Frequency Range	fo		0.5	170	MHz	
Frequency Tolerance	f <sub>tol</sub>	Initial tolerance, Operating temperature range		See Table 2		
Storage Temperature Range	T <sub>stg</sub>		-55	150	°C	
Operating Temperature Range	T <sub>use</sub>			See Table 2		
Max. Supply Voltage	—		-0.3	4.5	V	
Supply Voltage	Vcc	Code:④ : 1	1.71	1.89	V	
		Code:④ : 2	2.25	2.75		
		Code:④ : 3	2.97	3.63		
Current Consumption (Noload/ 1.71≤Vcc≤2.25)	Icc	0.5≤fo<5MHz	—	5.2	mA	
		5≤fo<15MHz	—	5.8		
		15≤fo<30MHz	—	6.2		
		30≤fo<50MHz	—	6.8		
		50≤fo≤60MHz	—	6.8		
		60<fo<75MHz	—	9		
		75≤fo<105MHz	—	10		
		105≤fo<130MHz	—	10.5		
		130≤fo<160MHz	—	11.5		
160≤fo≤170MHz	—	12.5				
Current Consumption (Noload/ 2.25<Vcc≤2.8)	Icc	0.5≤fo<5MHz	—	5.5	mA	
		5≤fo<15MHz	—	6		
		15≤fo<30MHz	—	6.5		
		30≤fo<50MHz	—	7.2		
		50≤fo≤60MHz	—	7.4		
		60<fo<75MHz	—	10		
		75≤fo<105MHz	—	11.5		
		105≤fo<130MHz	—	12.5		
		130≤fo<160MHz	—	14		
160≤fo≤170MHz	—	15				
Current Consumption (Noload/ 2.8<Vcc≤3.63)	Icc	0.5≤fo<5MHz	—	5.8	mA	
		5≤fo<15MHz	—	6.5		
		15≤fo<30MHz	—	7.3		
		30≤fo<50MHz	—	8		
		50≤fo≤60MHz	—	8.5		
		60<fo<75MHz	—	12.5		
		75≤fo<105MHz	—	14.5		
		105≤fo<130MHz	—	15.5		
		130≤fo<160MHz	—	18		
160≤fo≤170MHz	—	19.5				
Stand-by Current	I <sub>std</sub>		—	5	μA	
Symmetry	SYM	@50% Vcc	45	55	%	
Rise/ Fall Time (20% to 80% Output Level)	Tr/ Tf	0.5≤fo≤60MHz	Loaded/ 1.71≤Vcc≤2.25	—	4	ns
			Loaded/ 2.25<Vcc≤2.8	—	3	
			Loaded/ 2.8<Vcc≤3.63	—	2.5	
		60<fo≤170MHz	Loaded/ 1.71≤Vcc≤2.25	—	1.5	
			Loaded/ 2.25<Vcc≤2.8	—	1.3	
			Loaded/ 2.8<Vcc≤3.63	—	1	
Low Level Output Voltage	VoL	I <sub>oL</sub> = 4mA	—	10% Vcc	V	
High Level Output Voltage	VoH	I <sub>oH</sub> = -4mA	90% Vcc	—	V	
Output Load (CMOS)	L CMOS		—	15	pF	
Low Level Input Voltage	ViL		—	30% Vcc	V	
High Level Input Voltage	ViH		70% Vcc	—	V	
Disable Time	t <sub>dis</sub>		—	200	ns	
Enable Time	t <sub>ena</sub>		—	5	ms	
Start-up Time	t <sub>str</sub>	@Minimum operating voltage to be 0 sec.	—	5	ms	

All electrical characteristics are defined at the maximum load and operating temperature range.



## X-ON Electronics

Largest Supplier of Electrical and Electronic Components

*Click to view similar products for [Standard Clock Oscillators](#) category:*

*Click to view products by [Kyocera AVX](#) manufacturer:*

Other Similar products are found below :

[601252](#) [F335-25](#) [F535L-33.333](#) [F535L-50](#) [ECS-2018-160-BN-TR](#) [MXO45HS-2C-66.6666MHZ](#) [SiT1602BI-22-33E-50.000000E](#) [SiT8209AI-32-33E-125.000000](#) [SIT8918AA-11-33S-50.000000G](#) [SM4420TEV-40.0M-T1K](#) [F335-24](#) [F335-40](#) [F535L-10](#) [F535L-12](#) [F535L-16](#) [F535L-24](#) [F535L-27](#) [F535L-48](#) [PE7744DW-100.0M](#) [CSX-750FCC14745600T](#) [ASF1-3.686MHZ-N-K-S](#) [XO57CTECNA3M6864](#) [ECS-2100A-147.4](#)  
[601251](#) [EP16E7E2H26.000MTR](#) [SIT8918AA-11-33S-16.000000G](#) [XO3003](#) [9120AC-2D2-33E212.500000](#) [9102AI-243N25E100.00000](#)  
[8208AC-82-18E-25.00000](#) [ASDK2-32.768KHZ-LR-T3](#) [8008AI-72-XXE-24.545454E](#) [8004AC-13-33E-133.33000X](#) [AS-4.9152-16-SMD-TR](#)  
[ASFL1-48.000MHZ-LC-T](#) [SIT8920AM-31-33E-25.0000](#) [DSC1028DI2-019.2000](#) [9121AC-2C3-25E100.00000](#) [9102AI-233N33E100.00000X](#)  
[9102AI-233N25E200.00000](#) [9102AI-232H25S125.00000](#) [9102AI-133N25E200.00000](#) [9102AC-283N25E200.00000](#) [9001AC-33-33E1-30.000](#)  
[3921AI-2CF-33NZ125.000000](#) [5730-1SF](#) [PXA000010](#) [8003AI-12-33S-40.00000Y](#) [1602BI-13-33S-19.200000E](#) [8208AI-2F-18E-25.000000X](#)