

# Oven Controlled Crystal Oscillator

## 25 x 25mm Standard OCXO – Family Data Sheet

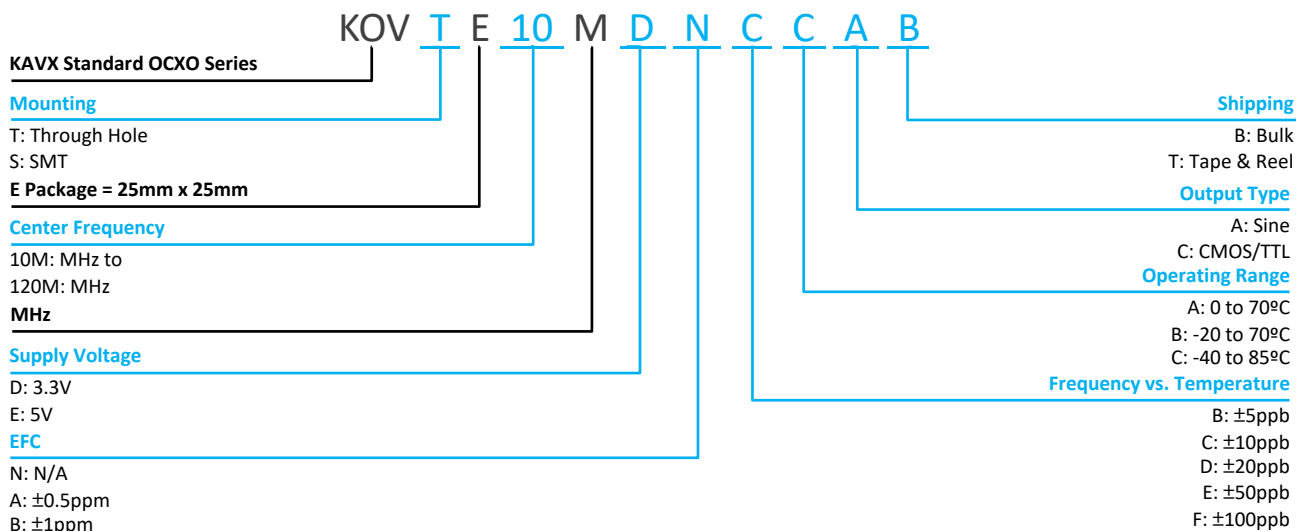


### FEATURES

- Thru Hole or Surface Mountable
- High Stability vs. Temperature
- Quick Warm-Up Time
- Low Age Rates
- Low Phase Noise
- 25 x 25mm Package

KYOCERA AVX's high performance OCXO product offering is a result of 90+ years of leading products within the Frequency Control Industry. Modern layout topologies enable KYOCERA AVX to engineer and manufacture robust designs for all applications.

### HOW TO ORDER

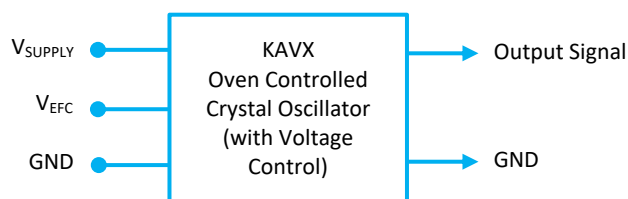


\* Configuration items are in blue  
 \*\* Not all combinations of options may be possible  
 \*\*\* Other options may be available

### APPLICATIONS

- Network Infrastructure
- 5G Picocell
- Test and Measurement Systems
- GPS Precision Timing Devices
- Medical Devices
- Aerospace
- Industrial

### BLOCK DIAGRAM



Note: If EFC Option "N" is used, connect  $V_{EFC}$  to GND



The Important Information/Disclaimer is incorporated in the catalog where these specifications came from or available online at [www.kyocera-avx.com/disclaimer/](http://www.kyocera-avx.com/disclaimer/) by reference and should be reviewed in full before placing any order

# Oven Controlled Crystal Oscillator

## 25 x 25mm Standard OCXO – Family Data Sheet



### PERFORMANCE SPECIFICATIONS

Parameter	Conditions	Values			Unit
		MIN	TYP	MAX	
Frequency Range		10		120	MHz
Initial Tolerance	@ +25°C (Nominal)			±100	ppb
Warm Up Time	To initial tolerance			3	Min
Frequency Stability					
vs. Temperature	Options B - (Max-Min)/2		±5		ppb
	Options C - (Max-Min)/2		±10		ppb
	Options D - (Max-Min)/2		±20		ppb
	Options E - (Max-Min)/2		±50		ppb
	Options F - (Max-Min)/2		±100		ppb
vs. Load	± 5% Δ in Load		±2		ppb
vs. Supply Voltage	± 5% Δ in supply		±2		ppb
ADEV (Short Term Stability)	T = 1 second		5E-11		
Aging					
	After 30 Days Operation				
Per Day				±1.0	ppb
1 <sup>st</sup> Year				±100	ppb
Supply Voltage (Vdd)	Option D	3.13	3.3	3.47	Vdc
	Option E	4.75	5	5.25	Vdc
Power Dissipation					
Start Up	@ +25°C (Nominal)			3.5	W
Steady State	@ +25°C (Nominal)		1.5		W
Electronic Frequency Control					
Voltage Range		0	Vdd/2	Vdd	Vdc
Frequency Range	Option N	0			ppm
	Option A	±0.5			ppm
	Option B	±1.0			ppm
Slope			positive		
Input Impedance			100		kΩ
Linearity			10		%

Note: Values typical of 10MHz units



The Important Information/Disclaimer is incorporated in the catalog where these specifications came from or available online at [www.kyocera-avx.com/disclaimer/](http://www.kyocera-avx.com/disclaimer/) by reference and should be reviewed in full before placing any order

# Oven Controlled Crystal Oscillator

## 25 x 25mm Standard OCXO – Family Data Sheet



### PERFORMANCE SPECIFICATIONS

Parameter	Conditions	Values			Unit
		MIN	TYP	MAX	
<b>Output Characteristics (CMOS/TTL)</b>					
High Output Level	Logic "1"	90% Vdd			Vdc
Low Output Level	Logic "0"	10% Vdd			Vdc
Rise/Fall Time		5			nSec
Duty Cycle		45	50	55	%
Load		15			pF
<b>Output Characteristics (Sinusoid)</b>					
Output Level		9.0			dBm
Spurious		-70			dBc
Harmonics		-40			dBc
Load		45	50	55	Ω

Parameter	Conditions	Values		Unit	
		TYP	TYP		
<b>Phase Noise</b>					
Phase Noise (10 MHz)	Tested at +25°C (Nominal)	Sinusoid	CMOS		
		10Hz	-120	-120	dBc/Hz
		100Hz	-140	-140	dBc/Hz
		1kHz	-145	-145	dBc/Hz
		10kHz	-155	-150	dBc/Hz
		100kHz	-155	-155	dBc/Hz
Phase Noise (100 MHz)	Tested at +25°C (Nominal)	Sinusoid	CMOS		
		10Hz	-90	-90	dBc/Hz
		100Hz	-120	-120	dBc/Hz
		1kHz	-145	-140	dBc/Hz
		10kHz	-155	-145	dBc/Hz
		100kHz	-155	-150	dBc/Hz

Note: Values typical of 10MHz units



The Important Information/Disclaimer is incorporated in the catalog where these specifications came from or available online at [www.kyocera-avx.com/disclaimer/](http://www.kyocera-avx.com/disclaimer/) by reference and should be reviewed in full before placing any order

# Oven Controlled Crystal Oscillator

## 25 x 25mm Standard OCXO – Family Data Sheet



### ENVIRONMENTAL COMPLIANCE

Parameter	Conditions	Values			Unit
		MIIN	TYP	MAX	
Operating Temperature	Option A	0		+70	°C
	Option B	-20		+70	°C
	Option C	-40		+85	°C
Storage Temperature		-55		+100	°C
Seal	MIL-STD-202 Method 112 Test Condition D				
Mechanical Shock	MIL-STD-202, Method 213, Test Condition C				
Vibration	Mil-Std-202, Method 201				
Acceleration Sensitivity	10MHz output Vibration profile: 0.001G <sup>2</sup> /Hz 10Hz to 2kHz		1.0		ppb/g



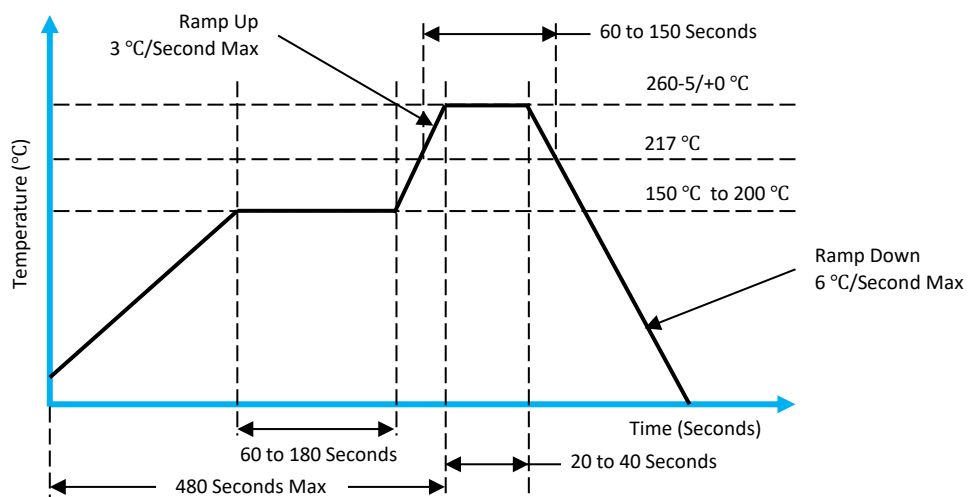
The Important Information/Disclaimer is incorporated in the catalog where these specifications came from or available online at [www.kyocera-avx.com/disclaimer/](http://www.kyocera-avx.com/disclaimer/) by reference and should be reviewed in full before placing any order

# Oven Controlled Crystal Oscillator

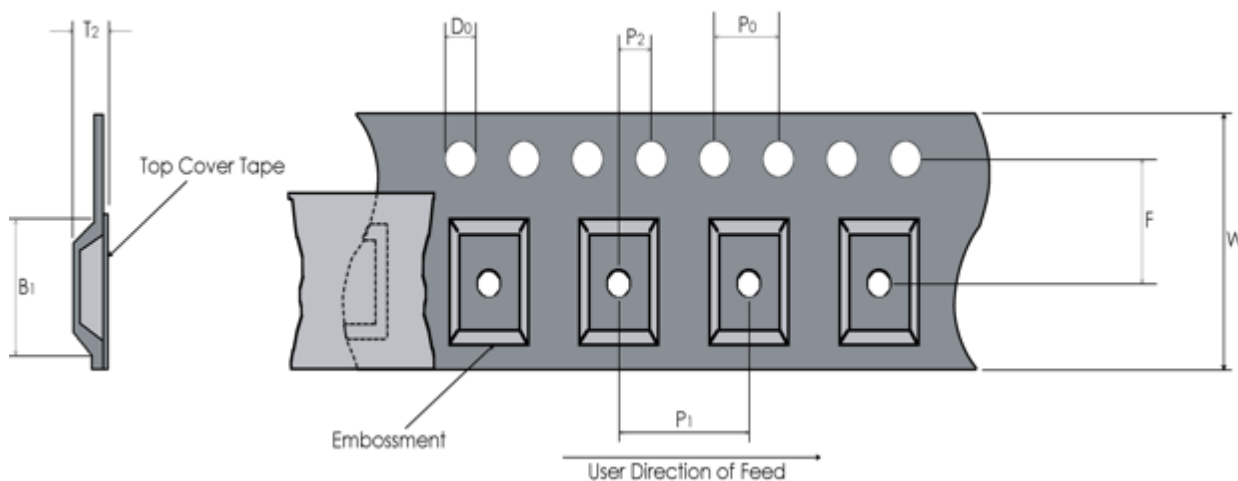
## 25 x 25mm Standard OCXO – Family Data Sheet



### ACCEPTABLE REFLOW PROFILE



### TAPE AND REEL



Tape Dimensions (mm)								Reel Dimensions (mm)	
W	F	Do	Po	P1	P2	B1	T2	Outside Dia.	Parts / Reel
56	26.5	1.5	4.0	40	2.0	25.6	17.9	330	250

#### Notes:

1. Profile Classification per IPC/JEDEC J-STD-020C Pb-Free Small Body Assembly
2. Only the SMT version can be selected as a Tape & Reel shipping method
3. If Tape & Reel is required a MOQ of 200-piece increments are required.



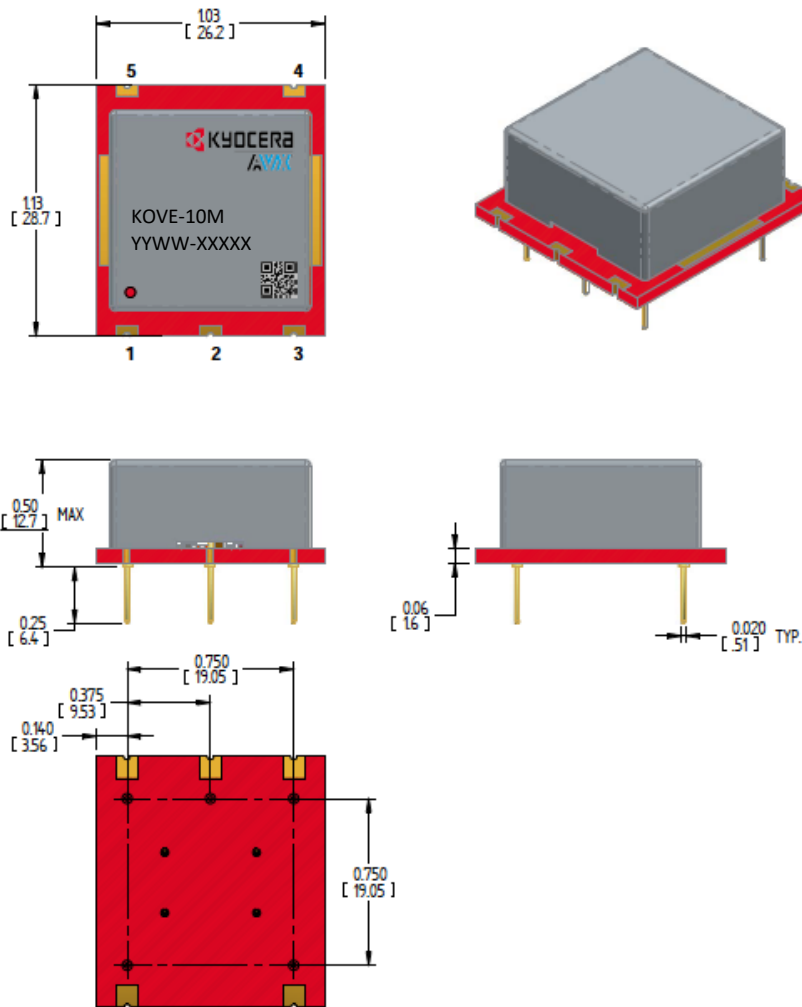
The Important Information/Disclaimer is incorporated in the catalog where these specifications came from or available online at [www.kyocera-avx.com/disclaimer/](http://www.kyocera-avx.com/disclaimer/) by reference and should be reviewed in full before placing any order

# Oven Controlled Crystal Oscillator

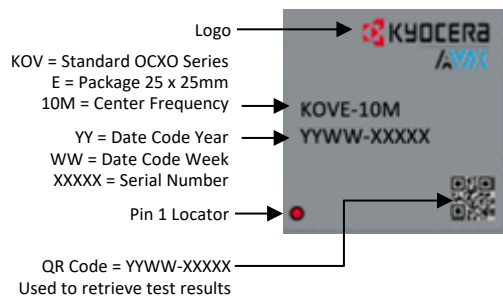
## 25 x 25mm Standard OCXO – Family Data Sheet



### MECHANICAL SPECIFICATIONS - THROUGH HOLE



### MARKING



Tolerances (mm) .X = ± 0.5, .XX = ± 0.2 unless otherwise specified

PIN	FUNCTION
1	RF Output
2	Ground
3	EFC / N.C.
4	N.C.
5	Supply Voltage



Notes:  
 • Non-RoHS available upon request



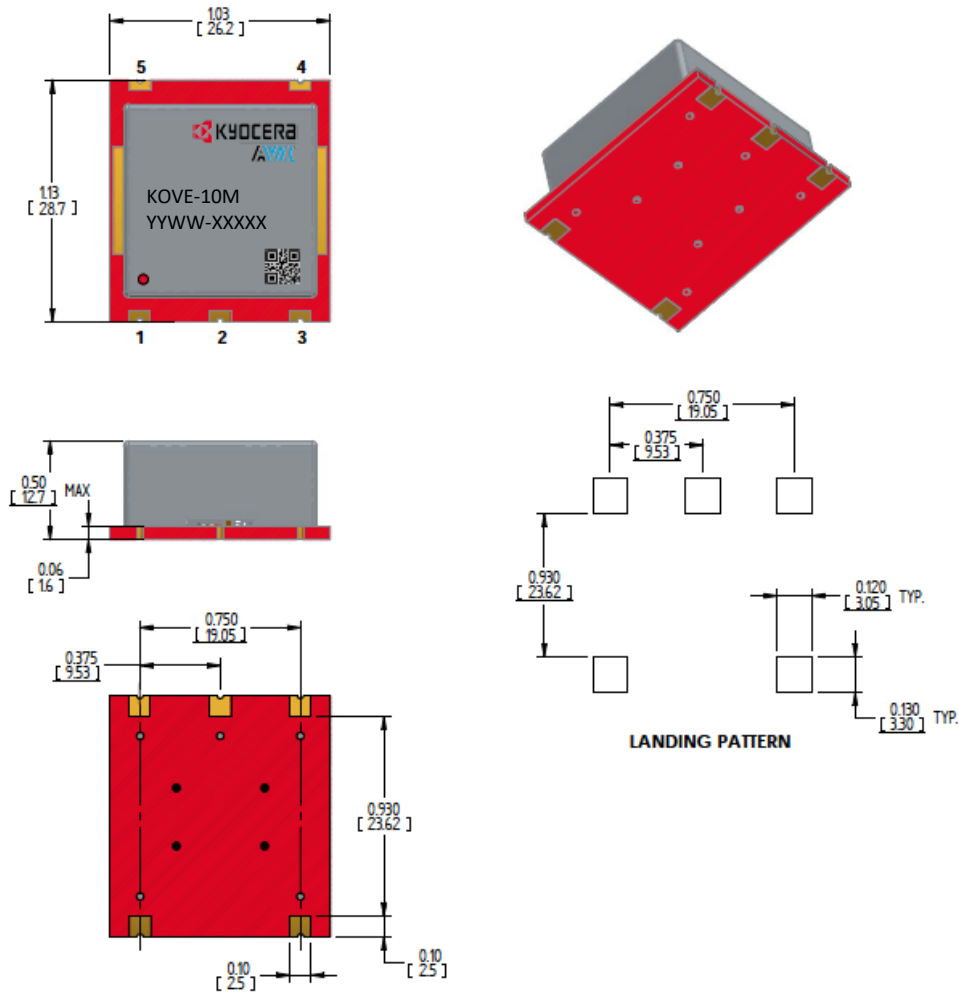
The Important Information/Disclaimer is incorporated in the catalog where these specifications came from or available online at [www.kyocera-avx.com/disclaimer/](http://www.kyocera-avx.com/disclaimer/) by reference and should be reviewed in full before placing any order

# Oven Controlled Crystal Oscillator

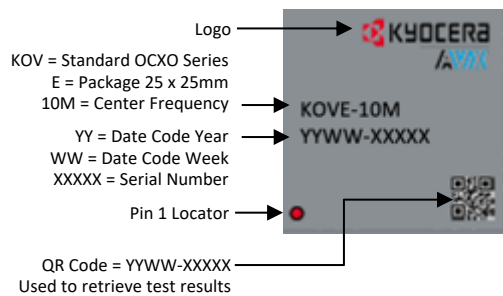
## 25 x 25mm Dip Standard OCXO – Family Data Sheet



### MECHANICAL SPECIFICATIONS – SURFACE MOUNT



### MARKING



Tolerances (mm) .X = ± 0.5, .XX = ± 0.2 unless otherwise specified

PIN	FUNCTION
1	RF Output
2	Ground
3	EFC / N.C.
4	N.C.
5	Supply Voltage



Notes:

- Non-RoHS available upon request



The Important Information/Disclaimer is incorporated in the catalog where these specifications came from or available online at [www.kyocera-avx.com/disclaimer/](http://www.kyocera-avx.com/disclaimer/) by reference and should be reviewed in full before placing any order

## X-ON Electronics

Largest Supplier of Electrical and Electronic Components

*Click to view similar products for [OCXO Oscillators](#) category:*

*Click to view products by [Kyocera AVX](#) manufacturer:*

Other Similar products are found below :

[AOCTQ5-V-10.000MHz-I3-SW](#) [AOCTQ5-V-10.000MHz-M10](#) [KOVSG40MDBCBA](#)[T](#) [KOVTE10MDBBACB](#) [KOVTL20MDBCCCB](#)  
[KOVSG10MDBCBCB](#)[T](#) [KOVTL10MDBEACB](#) [KOVTL100MDBEACB](#) [KOVSL10MDBCBCB](#)[T](#) [KOVSG20MDBCCCT](#)  
[KOVSG10MDBDCCT](#) [KOVSL20MDBCCCT](#) [KOVTL40MDBFBCB](#) [KOVSG10MDBBACT](#) [SiT5711AI-KW-33E-40.000000F](#)  
[KOVSG20MDBDCCT](#) [SIT8102AC12-33E-98.30400Y](#) [8208AI23-33E26.000](#) [LFRBXO059244Bulk](#) [AOCJY-100.000MHZ-SW](#)  
[LFOCXO065520Bulk](#) [AOCJY-12.800MHZ](#) [AOCJY3B-10.000MHz-E-SW](#) [AOCJY4A-10.000MHz-SW](#) [AOCJY2A-100.000MHz-E](#)  
[AOCJY3-10.000MHz-E-SW](#) [AOCJY3A-10.000MHz](#) [AP3S1-108.000MHZ-ER](#) [AOC1409XAUC-20.0000C](#) [AOC2012VAJC-10.0000C](#)  
[AOC2012VAJC-12.8000C](#) [AOC2012VAJC-19.4400C](#) [AOC2012VAJC-25.0000C](#) [AOC2012XAJC-10.0000C](#) [AOC2012XAJC-12.8000C](#)  
[AOC2012XAJC-19.4400C](#) [AOC2012XAJC-25.0000C](#) [AOC2522BVAUC-10.0000](#) [AOCJY-100.000MHZ](#) [AOCJY-100.000MHz-E](#) [AOCJY-](#)  
[10.000MHz](#) [AOCJY-10.000MHz-E](#) [AOCJY-10.000MHz-F](#) [AOCJY1-10.000MHZ](#) [AOCJY1-10.000MHz-E-SW](#) [AOCJY1-40.000MHz-E](#)  
[AOCJY1A-100.000MHz](#) [AOCJY1A-10.000MHz](#) [AOCJY-20.000MHz](#) [AOCJY-20.000MHZ-F](#)