


# TBJ SERIES

## COTS-Plus – SRC9000 Space Level



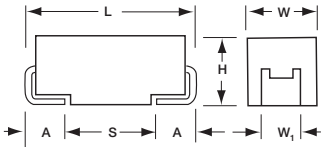
The TBJ COTS-Plus – SRC9000 series has been refined to incorporate only those commercially upscreened ratings which have been deemed suitable for mission critical and space level applications.

These capacitors have a more conservative design approach when compared to other up-screened components utilizing established CV powders and higher dielectric formation ratios. The DCL is typically 25% lower while still offering aggressive ESR values.

Currently there are 6 case sizes with the wide capacitance range available in a given voltage range.

These ratings are available with Weibull grading (B and C), surge current testing MIL-PRF-55365 (A, B, C), optional Group A from MIL-PRF-55365, and the extensive SRC9000 space level screening.

For moisture sensitivity levels please refer to the High Reliability Tantalum MSL section located in the back of the High Reliability Tantalum Catalog.



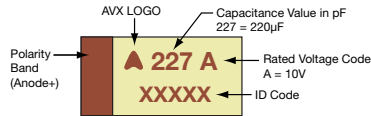
### CASE DIMENSIONS: millimeters (inches)

Code	EIA Code	EIA Metric	L±0.20 (0.008)	W+0.20 (0.008) -0.10 (0.004)	H+0.20 (0.008) -0.10 (0.004)	W <sub>1</sub> ±0.20 (0.008)	A+0.30 (0.012) -0.20 (0.008)	S Min.
A	1206	3216-18	3.20 (0.126)	1.60 (0.063)	1.60 (0.063)	1.20 (0.047)	0.80 (0.031)	1.10 (0.043)
B	1210	3528-21	3.50 (0.138)	2.80 (0.110)	1.90 (0.075)	2.20 (0.087)	0.80 (0.031)	1.40 (0.055)
C	2312	6032-28	6.00 (0.236)	3.20 (0.126)	2.60 (0.102)	2.20 (0.087)	1.30 (0.051)	2.90 (0.114)
D	2917	7343-31	7.30 (0.287)	4.30 (0.169)	2.90 (0.114)	2.40 (0.094)	1.30 (0.051)	4.40 (0.173)
E	2917	7343-43	7.30 (0.287)	4.30 (0.169)	4.10 (0.162)	2.40 (0.094)	1.30 (0.051)	4.40 (0.173)
U	2924	7361-43	7.30 (0.287)	6.10 (0.240)	4.10 (0.162)	3.10 (0.122)	1.30 (0.051)	4.40 (0.173)

W<sub>1</sub> dimension applies to the termination width for A dimensional area only.

### MARKING

#### A, B, C, D, E, V CASE



### CAPACITANCE AND RATED VOLTAGE, V<sub>R</sub> (VOLTAGE CODE) RANGE (LETTER DENOTES CASE SIZE)

Capacitance		Rated Voltage DC (V <sub>R</sub> ) at 85°C						
μF	Code	6V (J)	10V (A)	16V (C)	20V (D)	25V (E)	35V (V)	50V (T)
0.10	104						A(20000)	
0.15	154						A(6000, 16470)	
0.22	224						A(6000, 13710)	A(7000, 7500)
0.33	334						A(6000, 11280)	A(7000)
0.47	474					A(7000, 9530)	A(4000, 9530)	B(5000)
0.68	684					A(6000, 7980)	A(6000, 8000)	B(2000, 4000)
1.0	105			A(10000)	A(3000, 6630)	A(3000, 6630)	A(3000, 6630) B(2000, 3400)	B(2000, 3400) C(3000)
1.5	155		A(7000)		A(3000, 5640)	A(3000, 5640) B(5000)	A(2000, 3100) B(2500, 5460)	C(1500, 2500)
2.2	225		A(7000)	A(3500, 4550)	A(3000, 4550)	A(1600, 2900) B(1200, 4550)	B(2000, 4550)	C(1000, 1700) D(1200, 2000)
3.3	335			A(3500, 3750) B(4500)	A(2500, 3750) B(1300, 3740)	B(2000, 3740)	B(1000, 3740) C(800, 1840) D(2000)	C(1000, 1400) D(800, 1100)
4.7	475		A(2000, 2900)	A(2000, 3160) B(1500, 3160)	A(1800, 2500) B(1000, 3160)	B(1000, 3160)	B(1500, 2200) C(600, 1410) D(1500)	D(600, 900)
6.8	685		A(1800, 4000) B(3000)	A(1500, 2000) B(1200, 2650) C(2500)	B(1000, 2650) C(2000)	B(1000, 1500) C(600, 1070)	C(600, 1070) D(1300)	D(700)
10	106	A(1500, 2000) B(3000)	A(1800, 2200) B(800, 2200)	B(800, 2200) C(2000)	B(1000, 2200) C(500, 800)	C(600, 800) D(1200)	C(600, 800) D(250, 800)	E(300, 700)
15	156	A(1500, 2030) B(700, 2030)	A(1000, 1800) B(600, 2030) C(2000)	B(800, 2000)	B(500, 1400) C(400, 750) D(1100)	C(500, 720) D(300, 720)	D(225, 720)	U(500)
22	226	A(900, 1700) B(600, 1880) C(2000)	B(700, 1800)	B(600, 1100) C(350, 700) D(1100)	C(400, 650) D(150, 650)	D(300, 650)	D(200, 650)	U(500)
33	336	B(600, 1740) C(1800)	B(650, 1000) C(300, 590) D(1100)	C(300, 590)	C(300, 590) D(250, 590)	D(400, 590)	E(250, 590)	
47	476	B(500, 1620) C(250, 540)	C(300, 540) D(200, 340)	C(350, 540) D(200, 340)	D(200, 540)	D(250, 540) E(150, 540)	U(200, 400)	
68	686	C(200, 490)	C(300, 490)	D(150, 490)	D(200, 490) E(125, 490)	U(500)		
100	107	C(300, 440)	C(200, 500) D(150, 440) E(100, 440)	D(150, 450) E(150, 450)	E(150, 300)	U(500)		
150	157	C(300, 500) D(150, 400)	D(150, 400) E(150, 400)	E(150, 300)	U(250, 500)			
220	227	D(150, 360)	D(500) E(150, 360)	U(200, 500)				
330	337	D(400) E(150, 330)	E(100, 300)	U(200, 400)				
470	477	E(200, 250)	U(200, 400)					
680	687	U(250, 500)						

Available Ratings: ESR limits quoted in brackets (mOhms)

Notes: Voltage ratings are minimum values. AVX reserves the right to supply higher ratings in the same case size, to the same reliability standards.



The Important Information/Disclaimer is incorporated in the catalog where these specifications came from or available online at [www.avx.com/disclaimer/](http://www.avx.com/disclaimer/) by reference and should be reviewed in full before placing any order.

# TBJ SERIES

## COTS-Plus – SRC9000 Space Level

### HOW TO ORDER

#### AVX PART NUMBER:

<b>TBJ</b>	<b>D</b>	<b>227</b>	<b>*</b>	<b>035</b>	<b>R</b>	<b>B</b>	<b>S</b>	<b>Z</b>	<b>0</b>	<b>0</b>	<b>00</b>
<b>Type</b>	<b>Case Size</b>	<b>Capacitance Code</b>	<b>Capacitance Tolerance</b>	<b>Voltage Code</b>	<b>ESR</b>	<b>Packaging</b>	<b>Inspection Level</b>	<b>Reliability Grade</b>	<b>Qualification Level</b>	<b>Termination Finish</b>	<b>Surge Test Option</b>
		pF code: 1st two digits represent significant figures 3rd digit represents multiplier (number of zeros to follow)	M = ±20% K = ±10%	006 = 6Vdc 010 = 10Vdc 016 = 16Vdc 020 = 20Vdc 025 = 25Vdc 035 = 35Vdc 050 = 50Vdc	R = Std ESR J = Low ESR	B = Bulk R = 7" T&R S = 13" T&R W = Waffle	S = Std. Conformance L = Group A	Weibull: B = 0.1%/1000 hrs. 90% conf. C = 0.01%/1000 hrs. 90% conf. Z = Non-ER	0 = N/A <b>9 = SRC9000</b>	H = Solder Plated 0 = Fused Solder Plated 8 = Hot Solder Dipped 9 = Gold Plated 7 = Matte Sn (COTS-Plus only)	00 = None 23 = 10 Cycles, +25°C 24 = 10 Cycles, -55°C & +85°C 45 = 10 cycles, -55°C & +85°C before Weibull

\*Waffle packaging not available for the TBJ U case

\*For Gold Plated Termination Finish, contact the factory for availability.



For RoHS compliant products, please select correct termination style.

#### SPACE LEVEL OPTIONS TO SRC9000\*:

<b>TBJ</b>	<b>D</b>	<b>227</b>	<b>*</b>	<b>035</b>	<b>R</b>	<b>B</b>	<b>L</b>	<b>C</b>	<b>9</b>	<b>0</b>	<b>45</b>
<b>Type</b>	<b>Case Size</b>	<b>Capacitance Code</b>	<b>Capacitance Tolerance</b>	<b>Voltage Code</b>	<b>ESR</b>	<b>Packaging</b>	<b>Inspection Level</b>	<b>Reliability Grade</b>	<b>Qualification Level</b>	<b>Termination Finish</b>	<b>Surge Test Option</b>
		pF code: 1st two digits represent significant figures 3rd digit represents multiplier (number of zeros to follow)	M = ±20% K = ±10%		R = Std ESR J = Low ESR	B = Bulk R = 7" T&R S = 13" T&R W = Waffle  See page 8 for additional packaging options.	L = Group A	C = 0.01%/1000 hrs. 90% conf.	9 = SRC9000	H = Solder Plated 0 = Fused Solder Plated 8 = Hot Solder Dipped 9 = Gold Plated	45 = 10 cycles, -55°C & +85°C before Weibull GC = Group C Testing and Data OR = TOR compliant testing and data

\*Waffle packaging not available for the TBJ U case

\*Contact factory for AVX SRC9000 Space Level SCD details.



For RoHS compliant products, please select correct termination style.

### TECHNICAL SPECIFICATIONS

Technical Data:	All technical data relate to an ambient temperature of 25°C								
Capacitance Range:	0.10 µF to 680 µF								
Capacitance Tolerance:	±10%; ±20%								
Leakage Current DCL:	0.0075CV								
Rated Voltage (V <sub>R</sub> )	≤ 85°C:	6	10	16	20	25	35	50	
Category Voltage (V <sub>C</sub> )	≤ 125°C:	4	7	10	13	17	23	33	
Surge Voltage (V <sub>S</sub> )	≤ 85°C:	8	13	20	26	32	46	65	
Surge Voltage (V <sub>S</sub> )	≤ 125°C:	5	8	13	16	20	28	40	
Temperature Range:	-55°C to +125°C								

# TBJ SERIES

## COTS-Plus – SRC9000 Space Level

RATING & PART NUMBER REFERENCE			Parametric Specifications by Rating								Typical RMS Ripple Data by Rating					
			Cap @ 120Hz µF @ 25°C	DC Rated Voltage V @ +85°C	ESR @ 100kHz mOhms @ +25°C	DCL max			DF Max		Power Dissipation W	25°C Ripple mA (100kHz)	85°C Ripple mA (100kHz)	125°C Ripple mA (100kHz)	250°C Ripple mA (100kHz)	
						+25°C (µA)	+85°C (µA)	+125°C (µA)	+25°C (%)	+85/125°C (%)						-55°C (%)
AVX P/N	AVX SRC9000 P/N	Case	µF @ 25°C	V @ +85°C	mOhms @ +25°C	(µA)	(µA)	(µA)	(%)	(%)	(%)	W	mA (100kHz)	mA (100kHz)	mA (100kHz)	mA (100kHz)
TBJA106*006 R □ # @ 0^++	TBJA106*006 R □ LC 9^45	A	10	6	2200	0.45	4.5	9	6	9	10	0.075	185	166	74	40
TBJA106*006 J □ # @ 0^++	TBJA106*006 J □ LC 9^45	A	10	6	1500	0.45	4.5	9	6	9	10	0.075	224	201	89	33
TBJB106*006 R □ # @ 0^++	TBJB106*006 R □ LC 9^45	B	10	6	3000	0.45	4.5	9	6	9	10	0.085	168	151	67	50
TBJA156*006 R □ # @ 0^++	TBJA156*006 R □ LC 9^45	A	15	6	2030	0.68	6.8	13.6	6	9	10	0.075	192	173	77	39
TBJA156*006 J □ # @ 0^++	TBJA156*006 J □ LC 9^45	A	15	6	1500	0.68	6.8	13.6	6	9	10	0.075	224	201	89	33
TBJB156*006 R □ # @ 0^++	TBJB156*006 R □ LC 9^45	B	15	6	2030	0.68	6.8	13.6	6	9	10	0.085	205	184	82	47
TBJB156*006 J □ # @ 0^++	TBJB156*006 J □ LC 9^45	B	15	6	700	0.68	6.8	13.6	6	9	10	0.085	348	314	139	24
TBJA226*006 R □ # @ 0^++	TBJA226*006 R □ LC 9^45	A	22	6	1700	0.99	9.9	19.8	6	9	10	0.075	210	189	84	33
TBJA226*006 J □ # @ 0^++	TBJA226*006 J □ LC 9^45	A	22	6	900	0.99	9.9	19.8	6	9	10	0.075	289	260	115	20
TBJB226*006 R □ # @ 0^++	TBJB226*006 R □ LC 9^45	B	22	6	1880	0.99	9.9	19.8	6	9	10	0.085	213	191	85	40
TBJB226*006 J □ # @ 0^++	TBJB226*006 J □ LC 9^45	B	22	6	600	0.99	9.9	19.8	6	9	10	0.085	376	339	151	27
TBJC226*006 R □ # @ 0^++	TBJC226*006 R □ LC 9^45	C	22	6	2000	0.99	9.9	19.8	6	9	10	0.110	235	211	94	46
TBJB336*006 R □ # @ 0^++	TBJB336*006 R □ LC 9^45	B	33	6	1740	1.5	15	30	6	9	10	0.085	221	199	88	38
TBJB336*006 J □ # @ 0^++	TBJB336*006 J □ LC 9^45	B	33	6	600	1.5	15	30	6	9	10	0.085	376	339	151	27
TBJC336*006 R □ # @ 0^++	TBJC336*006 R □ LC 9^45	C	33	6	1800	1.5	15	30	6	9	10	0.110	247	222	99	44
TBJB476*006 R □ # @ 0^++	TBJB476*006 R □ LC 9^45	B	47	6	1620	2.1	21	42	6	9	10	0.085	229	206	92	37
TBJB476*006 J □ # @ 0^++	TBJB476*006 J □ LC 9^45	B	47	6	500	2.1	21	42	6	9	10	0.085	412	371	165	20
TBJC476*006 R □ # @ 0^++	TBJC476*006 R □ LC 9^45	C	47	6	540	2.1	21	42	6	9	10	0.110	451	406	181	24
TBJC476*006 J □ # @ 0^++	TBJC476*006 J □ LC 9^45	C	47	6	250	2.1	21	42	6	9	10	0.110	663	597	265	16
TBJC686*006 R □ # @ 0^++	TBJC686*006 R □ LC 9^45	C	68	6	490	3.1	31	62	6	9	10	0.110	474	426	190	23
TBJC686*006 J □ # @ 0^++	TBJC686*006 J □ LC 9^45	C	68	6	200	3.1	31	62	6	9	10	0.110	742	667	297	14
TBJC107*006 R □ # @ 0^++	TBJC107*006 R □ LC 9^45	C	100	6	440	4.5	45	90	6	9	10	0.110	500	450	200	23
TBJC107*006 J □ # @ 0^++	TBJC107*006 J □ LC 9^45	C	100	6	300	4.5	45	90	6	9	10	0.110	606	545	242	18
TBJC157*006 R □ # @ 0^++	TBJC157*006 R □ LC 9^45	C	150	6	500	6.8	68	136	8	10	12	0.110	469	422	188	23
TBJC157*006 J □ # @ 0^++	TBJC157*006 J □ LC 9^45	C	150	6	300	6.8	68	136	8	10	12	0.110	606	545	242	18
TBJD157*006 R □ # @ 0^++	TBJD157*006 R □ LC 9^45	D	150	6	400	6.8	68	136	6	9	10	0.150	612	551	245	24
TBJD157*006 J □ # @ 0^++	TBJD157*006 J □ LC 9^45	D	150	6	150	6.8	68	136	6	9	10	0.150	1000	900	400	15
TBJD227*006 R □ # @ 0^++	TBJD227*006 R □ LC 9^45	D	220	6	360	9.9	99	198	8	10	12	0.150	645	581	258	23
TBJD227*006 J □ # @ 0^++	TBJD227*006 J □ LC 9^45	D	220	6	150	9.9	99	198	8	10	12	0.150	1000	900	400	15
TBJD337*006 R □ # @ 0^++	TBJD337*006 R □ LC 9^45	D	330	6	400	14	140	280	8	10	12	0.150	612	551	245	24
TBJE337*006 R □ # @ 0^++	TBJE337*006 R □ LC 9^45	E	330	6	330	14	140	280	8	10	12	0.165	707	636	283	23
TBJE337*006 J □ # @ 0^++	TBJE337*006 J □ LC 9^45	E	330	6	150	14	140	280	8	10	12	0.165	1049	944	420	15
TBJE477*006 R □ # @ 0^++	TBJE477*006 R □ LC 9^45	E	470	6	250	21	210	420	8	10	12	0.165	812	731	325	20
TBJE477*006 J □ # @ 0^++	TBJE477*006 J □ LC 9^45	E	470	6	200	21	210	420	8	10	12	0.165	908	817	363	18
TBJU687*006 R □ # @ 0^++	TBJU687*006 R □ LC 9^45	U	680	6	500	30	300	600	30	45	45	0.165	574	517	230	28
TBJU687*006 J □ # @ 0^++	TBJU687*006 J □ LC 9^45	U	680	6	250	30	300	600	30	45	45	0.165	812	731	325	20
TBJA155*010 R □ # @ 0^++	TBJA155*010 R □ LC 9^45	A	1.5	10	7000	0.3	3	6	6	9	10	0.075	104	93	41	72
TBJA225*010 R □ # @ 0^++	TBJA225*010 R □ LC 9^45	A	2.2	10	7000	0.3	3	6	6	9	10	0.075	104	93	41	72
TBJA475*010 R □ # @ 0^++	TBJA475*010 R □ LC 9^45	A	4.7	10	2900	0.35	3.5	7	6	9	10	0.075	161	145	64	46
TBJA475*010 J □ # @ 0^++	TBJA475*010 J □ LC 9^45	A	4.7	10	2000	0.35	3.5	7	6	9	10	0.075	194	174	77	38
TBJA685*010 R □ # @ 0^++	TBJA685*010 R □ LC 9^45	A	6.8	10	2650	0.51	5.1	10.2	6	9	10	0.075	168	151	67	44
TBJA685*010 J □ # @ 0^++	TBJA685*010 J □ LC 9^45	A	6.8	10	1800	0.51	5.1	10.2	6	9	10	0.075	204	184	82	36
TBJB685*010 R □ # @ 0^++	TBJB685*010 R □ LC 9^45	B	6.8	10	3000	0.51	5.1	10.2	6	9	10	0.085	168	151	67	50
TBJA106*010 R □ # @ 0^++	TBJA106*010 R □ LC 9^45	A	10	10	2200	0.75	7.5	15	6	9	10	0.075	185	166	74	40
TBJA106*010 J □ # @ 0^++	TBJA106*010 J □ LC 9^45	A	10	10	1800	0.75	7.5	15	6	9	10	0.075	204	184	82	36
TBJB106*010 R □ # @ 0^++	TBJB106*010 R □ LC 9^45	B	10	10	2200	0.75	7.5	15	6	9	10	0.085	197	177	79	43
TBJB106*010 J □ # @ 0^++	TBJB106*010 J □ LC 9^45	B	10	10	800	0.75	7.5	15	6	9	10	0.085	326	293	130	26
TBJA156*010 R □ # @ 0^++	TBJA156*010 R □ LC 9^45	A	15	10	1800	1.1	11	22	6	9	10	0.075	204	184	82	36
TBJA156*010 J □ # @ 0^++	TBJA156*010 J □ LC 9^45	A	15	10	1000	1.1	11	22	6	9	10	0.075	274	246	110	27
TBJB156*010 R □ # @ 0^++	TBJB156*010 R □ LC 9^45	B	15	10	2030	1.1	11	22	6	9	10	0.085	205	184	82	47
TBJB156*010 J □ # @ 0^++	TBJB156*010 J □ LC 9^45	B	15	10	600	1.1	11	22	6	9	10	0.085	376	339	151	27
TBJC156*010 R □ # @ 0^++	TBJC156*010 R □ LC 9^45	C	15	10	2000	1.1	11	22	6	9	10	0.110	235	211	94	46
TBJB226*010 R □ # @ 0^++	TBJB226*010 R □ LC 9^45	B	22	10	1880	1.7	17	34	6	9	10	0.085	213	191	85	40
TBJB226*010 J □ # @ 0^++	TBJB226*010 J □ LC 9^45	B	22	10	700	1.7	17	34	6	9	10	0.085	348	314	139	24
TBJB336*010 R □ # @ 0^++	TBJB336*010 R □ LC 9^45	B	33	10	1000	2.5	25	50	6	9	10	0.085	292	262	117	29
TBJB336*010 J □ # @ 0^++	TBJB336*010 J □ LC 9^45	B	33	10	650	2.5	25	50	6	9	10	0.085	362	325	145	23
TBJC336*010 R □ # @ 0^++	TBJC336*010 R □ LC 9^45	C	33	10	590	2.5	25	50	6	9	10	0.110	432	389	173	23
TBJC336*010 J □ # @ 0^++	TBJC336*010 J □ LC 9^45	C	33	10	300	2.5	25	50	6	9	10	0.110	606	545	242	18
TBJD336*010 R □ # @ 0^++	TBJD336*010 R □ LC 9^45	D	33	10	1100	2.5	25	50	6	9	10	0.150	369	332	148	40

All technical data relates to an ambient temperature of +25°C. Capacitance and DF are measured at 120Hz, 0.5V RMS with a maximum DC bias of 2.2 volts. DCL is measured at rated voltage after 5 minutes.

**NOTE:** AVX reserves the right to supply a higher voltage rating or tighter tolerance part in the same case size, to the same reliability standards.



The Important Information/Disclaimer is incorporated in the catalog where these specifications came from or available online at [www.avx.com/disclaimer/](http://www.avx.com/disclaimer/) by reference and should be reviewed in full before placing any order.

# TBJ SERIES

## COTS-Plus – SRC9000 Space Level

RATING & PART NUMBER REFERENCE			Parametric Specifications by Rating									Typical RMS Ripple Data by Rating				
			Cap @ 120Hz	DC Rated Voltage	ESR @ 100kHz	DCL max			DF Max			Power Dissipation	25°C Ripple	85°C Ripple	125°C Ripple	25°C Ripple
						+25°C	+85°C	+125°C	+25°C	+85°C	+125°C					
AVX P/N	AVX SRC9000 P/N	Case	µF @ 25°C	V @ +85°C	mOhms @ +25°C	(µA)	(µA)	(µA)	(%)	(%)	(%)	W	mA (100kHz)	mA (100kHz)	mA (100kHz)	mA (100kHz)
TBJC476*010 R □ # @ 0^++	TBJC476*010 R □ LC 9^45	C	47	10	540	3.5	35	70	6	9	10	0.110	451	406	181	24
TBJC476*010 J □ # @ 0^++	TBJC476*010 J □ LC 9^45	C	47	10	300	3.5	35	70	6	9	10	0.110	606	545	242	18
TBJD476*010 R □ # @ 0^++	TBJD476*010 R □ LC 9^45	D	47	10	400	3.5	35	70	6	9	10	0.150	612	551	245	24
TBJC686*010 R □ # @ 0^++	TBJC686*010 R □ LC 9^45	C	68	10	490	5.1	51	102	6	9	10	0.110	474	426	190	23
TBJC686*010 J □ # @ 0^++	TBJC686*010 J □ LC 9^45	C	68	10	300	5.1	51	102	6	9	10	0.110	606	545	242	18
TBJC107*010 R □ # @ 0^++	TBJC107*010 R □ LC 9^45	C	100	10	500	7.5	75	150	8	10	12	0.110	469	422	188	23
TBJC107*010 J □ # @ 0^++	TBJC107*010 J □ LC 9^45	C	100	10	200	7.5	75	150	8	10	12	0.110	742	667	297	14
TBJD107*010 R □ # @ 0^++	TBJD107*010 R □ LC 9^45	D	100	10	440	7.5	75	150	6	9	10	0.150	584	525	234	25
TBJD107*010 J □ # @ 0^++	TBJD107*010 J □ LC 9^45	D	100	10	150	7.5	75	150	6	9	10	0.150	1000	900	400	15
TBJE107*010 R □ # @ 0^++	TBJE107*010 R □ LC 9^45	E	100	10	440	7.5	75	150	6	9	10	0.165	612	551	245	26
TBJE107*010 J □ # @ 0^++	TBJE107*010 J □ LC 9^45	E	100	10	100	7.5	75	150	6	9	10	0.165	1285	1156	514	12
TBJD157*010 R □ # @ 0^++	TBJD157*010 R □ LC 9^45	D	150	10	400	11	110	220	8	10	12	0.150	612	551	245	24
TBJD157*010 J □ # @ 0^++	TBJD157*010 J □ LC 9^45	D	150	10	150	11	110	220	8	10	12	0.150	1000	900	400	15
TBJE157*010 R □ # @ 0^++	TBJE157*010 R □ LC 9^45	E	150	10	400	11	110	220	8	10	12	0.165	642	578	257	25
TBJE157*010 J □ # @ 0^++	TBJE157*010 J □ LC 9^45	E	150	10	150	11	110	220	8	10	12	0.165	1049	944	420	15
TBJD227*010 R □ # @ 0^++	TBJD227*010 R □ LC 9^45	D	220	10	500	17	170	340	8	10	12	0.150	548	493	219	27
TBJE227*010 R □ # @ 0^++	TBJE227*010 R □ LC 9^45	E	220	10	360	17	170	340	8	10	12	0.165	677	609	271	24
TBJE227*010 J □ # @ 0^++	TBJE227*010 J □ LC 9^45	E	220	10	150	17	170	340	8	10	12	0.165	1049	944	420	15
TBJE337*010 R □ # @ 0^++	TBJE337*010 R □ LC 9^45	E	330	10	300	25	250	500	8	10	12	0.165	742	667	297	22
TBJE337*010 J □ # @ 0^++	TBJE337*010 J □ LC 9^45	E	330	10	100	25	250	500	8	10	12	0.165	1285	1156	514	12
TBJU477*010 R □ # @ 0^++	TBJU477*010 R □ LC 9^45	U	470	10	400	35	350	700	30	45	45	0.165	642	578	257	25
TBJU477*010 J □ # @ 0^++	TBJU477*010 J □ LC 9^45	U	470	10	200	35	350	700	30	45	45	0.165	908	817	363	18
TBJA105*016 R □ # @ 0^++	TBJA105*016 R □ LC 9^45	A	1	16	10000	0.3	3	6	6	9	10	0.075	87	78	35	86
TBJA225*016 R □ # @ 0^++	TBJA225*016 R □ LC 9^45	A	2.2	16	4550	0.3	3	6	6	9	10	0.075	128	116	51	58
TBJA225*016 J □ # @ 0^++	TBJA225*016 J □ LC 9^45	A	2.2	16	3500	0.3	3	6	6	9	10	0.075	146	132	59	51
TBJA335*016 R □ # @ 0^++	TBJA335*016 R □ LC 9^45	A	3.3	16	3740	0.4	4	8	6	9	10	0.075	142	127	57	53
TBJA335*016 J □ # @ 0^++	TBJA335*016 J □ LC 9^45	A	3.3	16	3500	0.4	4	8	6	9	10	0.075	146	132	59	51
TBJB335*016 R □ # @ 0^++	TBJB335*016 R □ LC 9^45	B	3.3	16	4500	0.4	4	8	6	9	10	0.085	137	124	55	61
TBJA475*016 R □ # @ 0^++	TBJA475*016 R □ LC 9^45	A	4.7	16	3160	0.56	5.6	11.2	6	9	10	0.075	154	139	62	48
TBJA475*016 J □ # @ 0^++	TBJA475*016 J □ LC 9^45	A	4.7	16	2000	0.56	5.6	11.2	6	9	10	0.075	194	174	77	38
TBJB475*016 R □ # @ 0^++	TBJB475*016 R □ LC 9^45	B	4.7	16	3160	0.56	5.6	11.2	6	9	10	0.085	164	148	66	51
TBJB475*016 J □ # @ 0^++	TBJB475*016 J □ LC 9^45	B	4.7	16	1500	0.56	5.6	11.2	6	9	10	0.085	238	214	95	35
TBJA685*016 R □ # @ 0^++	TBJA685*016 R □ LC 9^45	A	6.8	16	2000	0.82	8.2	16.4	4	6	8	0.075	194	174	77	38
TBJA685*016 J □ # @ 0^++	TBJA685*016 J □ LC 9^45	A	6.8	16	1500	0.82	8.2	16.4	4	6	8	0.075	224	201	89	33
TBJB685*016 R □ # @ 0^++	TBJB685*016 R □ LC 9^45	B	6.8	16	2650	0.82	8.2	16.4	6	9	10	0.085	179	161	72	47
TBJB685*016 J □ # @ 0^++	TBJB685*016 J □ LC 9^45	B	6.8	16	1200	0.82	8.2	16.4	6	9	10	0.085	266	240	106	31
TBJC685*016 R □ # @ 0^++	TBJC685*016 R □ LC 9^45	C	6.8	16	2500	0.82	8.2	16.4	6	9	10	0.110	210	189	84	52
TBJB106*016 R □ # @ 0^++	TBJB106*016 R □ LC 9^45	B	10	16	2200	1.2	12	24	6	9	10	0.085	197	177	79	43
TBJB106*016 J □ # @ 0^++	TBJB106*016 J □ LC 9^45	B	10	16	800	1.2	12	24	6	9	10	0.085	326	293	130	26
TBJC106*016 R □ # @ 0^++	TBJC106*016 R □ LC 9^45	C	10	16	2000	1.2	12	24	6	9	10	0.110	235	211	94	46
TBJB156*016 R □ # @ 0^++	TBJB156*016 R □ LC 9^45	B	15	16	2030	1.8	18	36	6	9	10	0.085	205	184	82	41
TBJB156*016 J □ # @ 0^++	TBJB156*016 J □ LC 9^45	B	15	16	800	1.8	18	36	6	9	10	0.085	326	293	130	26
TBJB226*016 R □ # @ 0^++	TBJB226*016 R □ LC 9^45	B	22	16	1100	2.6	26	52	6	9	10	0.085	278	250	111	30
TBJB226*016 J □ # @ 0^++	TBJB226*016 J □ LC 9^45	B	22	16	600	2.6	26	52	6	9	10	0.085	376	339	151	22
TBJC226*016 R □ # @ 0^++	TBJC226*016 R □ LC 9^45	C	22	16	700	2.6	26	52	6	9	10	0.110	396	357	159	27
TBJC226*016 J □ # @ 0^++	TBJC226*016 J □ LC 9^45	C	22	16	350	2.6	26	52	6	9	10	0.110	561	505	224	19
TBJD226*016 R □ # @ 0^++	TBJD226*016 R □ LC 9^45	D	22	16	1100	2.6	26	52	6	9	10	0.150	369	332	148	40
TBJC336*016 R □ # @ 0^++	TBJC336*016 R □ LC 9^45	C	33	16	590	4	40	80	6	9	10	0.110	432	389	173	25
TBJC336*016 J □ # @ 0^++	TBJC336*016 J □ LC 9^45	C	33	16	300	4	40	80	6	9	10	0.110	606	545	242	18
TBJC476*016 R □ # @ 0^++	TBJC476*016 R □ LC 9^45	C	47	16	540	5.6	56	112	6	9	10	0.110	451	406	181	24
TBJC476*016 J □ # @ 0^++	TBJC476*016 J □ LC 9^45	C	47	16	350	5.6	56	112	6	9	10	0.110	561	505	224	19
TBJD476*016 R □ # @ 0^++	TBJD476*016 R □ LC 9^45	D	47	16	540	5.6	56	112	6	9	10	0.150	527	474	211	28
TBJD476*016 J □ # @ 0^++	TBJD476*016 J □ LC 9^45	D	47	16	200	5.6	56	112	6	9	10	0.150	866	779	346	17
TBJD686*016 R □ # @ 0^++	TBJD686*016 R □ LC 9^45	D	68	16	490	8.2	82	164	6	9	10	0.150	553	498	221	27
TBJD686*016 J □ # @ 0^++	TBJD686*016 J □ LC 9^45	D	68	16	150	8.2	82	164	6	9	10	0.150	1000	900	400	15
TBJD107*016 R □ # @ 0^++	TBJD107*016 R □ LC 9^45	D	100	16	440	12	120	240	6	9	10	0.150	584	525	234	25
TBJD107*016 J □ # @ 0^++	TBJD107*016 J □ LC 9^45	D	100	16	150	12	120	240	6	9	10	0.150	1000	900	400	15
TBJE107*016 R □ # @ 0^++	TBJE107*016 R □ LC 9^45	E	100	16	440	12	120	240	6	9	10	0.165	612	551	245	26
TBJE107*016 J □ # @ 0^++	TBJE107*016 J □ LC 9^45	E	100	16	150	12	120	240	6	9	10	0.165	1049	944	420	15

All technical data relates to an ambient temperature of +25°C. Capacitance and DF are measured at 120Hz, 0.5V RMS with a maximum DC bias of 2.2 volts. DCL is measured at rated voltage after 5 minutes.

**NOTE: AVX reserves the right to supply a higher voltage rating or tighter tolerance part in the same case size, to the same reliability standards.**



# TBJ SERIES

## COTS-Plus – SRC9000 Space Level

RATING & PART NUMBER REFERENCE			Parametric Specifications by Rating									Typical RMS Ripple Data by Ra					
			Cap @ 120Hz µF @ 25°C	DC Rated Voltage V @ +85°C	ESR @ 100kHz mOhms @ +25°C	DCL max			DF Max			Power Dissipation W	25°C Ripple mA (100kHz)	85°C Ripple mA (100kHz)	125°C Ripple mA (100kHz)	25 Rip mA (100kHz)	
						+25°C (µA)	+85°C (µA)	+125°C (µA)	+25°C (%)	+85°C (%)	+125°C (%)						
AVX P/N	AVX SRC9000 P/N	Case															
TBJE157 *016 R □ # @ 0 ^ ++	TBJE157 *016 R □ L C 9 ^ 45	E	150	16	300	16	160	320	6	9	10	0.165	742	667	297	22	100
TBJE157 *016 J □ # @ 0 ^ ++	TBJE157 *016 J □ L C 9 ^ 45	E	150	16	150	16	160	320	6	9	10	0.165	1049	944	420	15	100
TBJU227 *016 R □ # @ 0 ^ ++	TBJU227 *016 R □ L C 9 ^ 45	U	220	16	500	26.4	264	528	12	15	15	0.165	574	517	230	28	100
TBJU227 *016 J □ # @ 0 ^ ++	TBJU227 *016 J □ L C 9 ^ 45	U	220	16	200	26.4	264	528	12	15	15	0.165	908	817	363	18	100
TBJU337 *016 R □ # @ 0 ^ ++	TBJU337 *016 R □ L C 9 ^ 45	U	330	16	400	39	390	780	30	45	45	0.165	642	578	257	25	100
TBJU337 *016 J □ # @ 0 ^ ++	TBJU337 *016 J □ L C 9 ^ 45	U	330	16	200	39	390	780	30	45	45	0.165	908	817	363	18	100
TBJA105 *020 R □ # @ 0 ^ ++	TBJA105 *020 R □ L C 9 ^ 45	A	1	20	6630	0.3	3	6	4	6	8	0.075	106	96	43	70	100
TBJA105 *020 J □ # @ 0 ^ ++	TBJA105 *020 J □ L C 9 ^ 45	A	1	20	3000	0.3	3	6	4	6	8	0.075	158	142	63	47	100
TBJA155 *020 R □ # @ 0 ^ ++	TBJA155 *020 R □ L C 9 ^ 45	A	1.5	20	5460	0.3	3	6	6	9	10	0.075	117	105	47	64	100
TBJA155 *020 J □ # @ 0 ^ ++	TBJA155 *020 J □ L C 9 ^ 45	A	1.5	20	3000	0.3	3	6	6	9	10	0.075	158	142	63	47	100
TBJA225 *020 R □ # @ 0 ^ ++	TBJA225 *020 R □ L C 9 ^ 45	A	2.2	20	4550	0.33	3.3	6.6	6	9	10	0.075	128	116	51	58	100
TBJA225 *020 J □ # @ 0 ^ ++	TBJA225 *020 J □ L C 9 ^ 45	A	2.2	20	3000	0.33	3.3	6.6	6	9	10	0.075	158	142	63	47	100
TBJA335 *020 R □ # @ 0 ^ ++	TBJA335 *020 R □ L C 9 ^ 45	A	3.3	20	3740	0.5	5	10	6	9	10	0.075	142	127	57	53	100
TBJA335 *020 J □ # @ 0 ^ ++	TBJA335 *020 J □ L C 9 ^ 45	A	3.3	20	2500	0.5	5	10	6	9	10	0.075	173	156	69	43	100
TBJB335 *020 R □ # @ 0 ^ ++	TBJB335 *020 R □ L C 9 ^ 45	B	3.3	20	3740	0.5	5	10	6	9	10	0.085	151	136	60	56	100
TBJB335 *020 J □ # @ 0 ^ ++	TBJB335 *020 J □ L C 9 ^ 45	B	3.3	20	1300	0.5	5	10	6	9	10	0.085	256	230	102	33	100
TBJA475 *020 R □ # @ 0 ^ ++	TBJA475 *020 R □ L C 9 ^ 45	A	4.7	20	2500	0.71	7.1	14.2	5	8	10	0.075	173	156	69	43	100
TBJA475 *020 J □ # @ 0 ^ ++	TBJA475 *020 J □ L C 9 ^ 45	A	4.7	20	1800	0.71	7.1	14.2	5	8	10	0.075	204	184	82	36	100
TBJB475 *020 R □ # @ 0 ^ ++	TBJB475 *020 R □ L C 9 ^ 45	B	4.7	20	3160	0.71	7.1	14.2	6	9	10	0.085	164	148	66	51	100
TBJB475 *020 J □ # @ 0 ^ ++	TBJB475 *020 J □ L C 9 ^ 45	B	4.7	20	1000	0.71	7.1	14.2	6	9	10	0.085	292	262	117	29	100
TBJB685 *020 R □ # @ 0 ^ ++	TBJB685 *020 R □ L C 9 ^ 45	B	6.8	20	2650	1	10	20	6	9	10	0.085	179	161	72	47	100
TBJB685 *020 J □ # @ 0 ^ ++	TBJB685 *020 J □ L C 9 ^ 45	B	6.8	20	1000	1	10	20	6	9	10	0.085	292	262	117	29	100
TBJC685 *020 R □ # @ 0 ^ ++	TBJC685 *020 R □ L C 9 ^ 45	C	6.8	20	2000	1	10	20	6	9	10	0.110	235	211	94	46	100
TBJB106 *020 R □ # @ 0 ^ ++	TBJB106 *020 R □ L C 9 ^ 45	B	10	20	2200	1.5	15	30	6	9	10	0.085	197	177	79	43	100
TBJB106 *020 J □ # @ 0 ^ ++	TBJB106 *020 J □ L C 9 ^ 45	B	10	20	1000	1.5	15	30	6	9	10	0.085	292	262	117	29	100
TBJC106 *020 R □ # @ 0 ^ ++	TBJC106 *020 R □ L C 9 ^ 45	C	10	20	800	1.5	15	30	6	9	10	0.110	371	334	148	25	100
TBJC106 *020 J □ # @ 0 ^ ++	TBJC106 *020 J □ L C 9 ^ 45	C	10	20	500	1.5	15	30	6	9	10	0.110	469	422	188	28	100
TBJB156 *020 R □ # @ 0 ^ ++	TBJB156 *020 R □ L C 9 ^ 45	B	15	20	1400	2.3	23	46	6	9	10	0.085	246	222	99	34	100
TBJB156 *020 J □ # @ 0 ^ ++	TBJB156 *020 J □ L C 9 ^ 45	B	15	20	500	2.3	23	46	6	9	10	0.085	412	371	165	20	100
TBJC156 *020 R □ # @ 0 ^ ++	TBJC156 *020 R □ L C 9 ^ 45	C	15	20	720	2.3	23	46	6	9	10	0.110	391	352	156	28	100
TBJC156 *020 J □ # @ 0 ^ ++	TBJC156 *020 J □ L C 9 ^ 45	C	15	20	400	2.3	23	46	6	9	10	0.110	524	472	210	21	100
TBJD156 *020 R □ # @ 0 ^ ++	TBJD156 *020 R □ L C 9 ^ 45	D	15	20	1100	2.3	23	46	6	9	10	0.150	369	332	148	40	100
TBJC226 *020 R □ # @ 0 ^ ++	TBJC226 *020 R □ L C 9 ^ 45	C	22	20	650	3.3	33	66	6	9	10	0.110	411	370	165	26	100
TBJC226 *020 J □ # @ 0 ^ ++	TBJC226 *020 J □ L C 9 ^ 45	C	22	20	400	3.3	33	66	6	9	10	0.110	524	472	210	21	100
TBJD226 *020 R □ # @ 0 ^ ++	TBJD226 *020 R □ L C 9 ^ 45	D	22	20	650	3.3	33	66	6	9	10	0.150	480	432	192	31	100
TBJD226 *020 J □ # @ 0 ^ ++	TBJD226 *020 J □ L C 9 ^ 45	D	22	20	150	3.3	33	66	6	9	10	0.150	1000	900	400	15	100
TBJC336 *020 R □ # @ 0 ^ ++	TBJC336 *020 R □ L C 9 ^ 45	C	33	20	590	5	50	100	6	9	10	0.110	432	389	173	25	100
TBJC336 *020 J □ # @ 0 ^ ++	TBJC336 *020 J □ L C 9 ^ 45	C	33	20	300	5	50	100	6	9	10	0.110	606	545	242	18	100
TBJD336 *020 R □ # @ 0 ^ ++	TBJD336 *020 R □ L C 9 ^ 45	D	33	20	590	5	50	100	6	9	10	0.150	504	454	202	25	100
TBJD336 *020 J □ # @ 0 ^ ++	TBJD336 *020 J □ L C 9 ^ 45	D	33	20	250	5	50	100	6	9	10	0.150	775	697	310	19	100
TBJD476 *020 R □ # @ 0 ^ ++	TBJD476 *020 R □ L C 9 ^ 45	D	47	20	540	7.1	71	142	6	9	10	0.150	527	474	211	28	100
TBJD476 *020 J □ # @ 0 ^ ++	TBJD476 *020 J □ L C 9 ^ 45	D	47	20	200	7.1	71	142	6	9	10	0.150	866	779	346	17	100
TBJD686 *020 R □ # @ 0 ^ ++	TBJD686 *020 R □ L C 9 ^ 45	D	68	20	490	10	100	200	6	9	10	0.150	553	498	221	27	100
TBJD686 *020 J □ # @ 0 ^ ++	TBJD686 *020 J □ L C 9 ^ 45	D	68	20	200	10	100	200	6	9	10	0.150	866	779	346	17	100
TBJE686 *020 R □ # @ 0 ^ ++	TBJE686 *020 R □ L C 9 ^ 45	E	68	20	490	10	100	200	6	9	10	0.165	580	522	232	28	100
TBJE686 *020 J □ # @ 0 ^ ++	TBJE686 *020 J □ L C 9 ^ 45	E	68	20	120	10	100	200	6	9	10	0.165	1173	1055	469	14	100
TBJE107 *020 R □ # @ 0 ^ ++	TBJE107 *020 R □ L C 9 ^ 45	E	100	20	300	15	150	300	6	9	10	0.165	742	667	297	22	100
TBJE107 *020 J □ # @ 0 ^ ++	TBJE107 *020 J □ L C 9 ^ 45	E	100	20	150	15	150	300	6	9	10	0.165	1049	944	420	15	100
TBJU157 *020 R □ # @ 0 ^ ++	TBJU157 *020 R □ L C 9 ^ 45	U	150	20	500	22	220	440	30	45	45	0.165	574	517	230	28	100
TBJU157 *020 J □ # @ 0 ^ ++	TBJU157 *020 J □ L C 9 ^ 45	U	150	20	250	22	220	440	30	45	45	0.165	812	731	325	20	100
TBJA474 *025 R □ # @ 0 ^ ++	TBJA474 *025 R □ L C 9 ^ 45	A	0.47	25	9530	0.3	3	6	4	6	8	0.075	89	80	35	84	100
TBJA474 *025 J □ # @ 0 ^ ++	TBJA474 *025 J □ L C 9 ^ 45	A	0.47	25	7000	0.3	3	6	4	6	8	0.075	104	93	41	72	100
TBJA684 *025 R □ # @ 0 ^ ++	TBJA684 *025 R □ L C 9 ^ 45	A	0.68	25	7980	0.3	3	6	4	6	8	0.075	97	87	39	77	100
TBJA684 *025 J □ # @ 0 ^ ++	TBJA684 *025 J □ L C 9 ^ 45	A	0.68	25	6000	0.3	3	6	4	6	8	0.075	112	101	45	67	100
TBJA105 *025 R □ # @ 0 ^ ++	TBJA105 *025 R □ L C 9 ^ 45	A	1	25	6630	0.3	3	6	4	6	8	0.075	106	96	43	70	100
TBJA105 *025 J □ # @ 0 ^ ++	TBJA105 *025 J □ L C 9 ^ 45	A	1	25	3000	0.3	3	6	4	6	8	0.075	158	142	63	47	100
TBJA155 *025 R □ # @ 0 ^ ++	TBJA155 *025 R □ L C 9 ^ 45	A	1.5	25	5460	0.3	3	6	6	9	10	0.075	117	105	47	64	100
TBJA155 *025 J □ # @ 0 ^ ++	TBJA155 *025 J □ L C 9 ^ 45	A	1.5	25	3000	0.3	3	6	6	9	10	0.075	158	142	63	47	100
TBJB155 *025 R □ # @ 0 ^ ++	TBJB155 *025 R □ L C 9 ^ 45	B	1.5	25	5000	0.3	3	6	6	9	10	0.085	130	117	52	63	100

All technical data relates to an ambient temperature of +25°C. Capacitance and DF are measured at 120Hz, 0.5V RMS with a maximum DC bias of 2.2 volts. DCL is measured at rated voltage after 5 minutes.

**NOTE:** AVX reserves the right to supply a higher voltage rating or tighter tolerance part in the same case size, to the same reliability standards.



The Important Information/Disclaimer is incorporated in the catalog where these specifications came from or available online at [www.avx.com/disclaimer/](http://www.avx.com/disclaimer/) by reference and should be reviewed in full before placing any order.

# TBJ SERIES

## COTS-Plus – SRC9000 Space Level

RATING & PART NUMBER REFERENCE			Parametric Specifications by Rating									Typical RMS Ripple Data by Rating				
			Cap @ 120Hz	DC Rated Voltage	ESR @ 100kHz	DCL max			DF Max			Power Dissipation	25°C Ripple	85°C Ripple	125°C Ripple	25°C Ripple
						+25°C	+85°C	+125°C	+25°C	+85°C	+125°C					
AVX P/N	AVX SRC9000 P/N	Case	µF @ 25°C	V @ +85°C	mOhms @ +25°C	(µA)	(µA)	(µA)	(%)	(%)	(%)	W	mA (100kHz)	mA (100kHz)	mA (100kHz)	mA (100kHz)
TBJA225*025 R □ # @ 0 ^ ++	TBJA225*025 R □ L C 9 ^ 45	A	2.2	25	2900	0.41	4.1	8.2	6	9	10	0.075	161	145	64	40
TBJA225*025 J □ # @ 0 ^ ++	TBJA225*025 J □ L C 9 ^ 45	A	2.2	25	1600	0.41	4.1	8.2	6	9	10	0.075	217	195	87	34
TBJB225*025 R □ # @ 0 ^ ++	TBJB225*025 R □ L C 9 ^ 45	B	2.2	25	4550	0.41	4.1	8.2	6	9	10	0.085	137	123	55	62
TBJB225*025 J □ # @ 0 ^ ++	TBJB225*025 J □ L C 9 ^ 45	B	2.2	25	1200	0.41	4.1	8.2	6	9	10	0.085	266	240	106	31
TBJB335*025 R □ # @ 0 ^ ++	TBJB335*025 R □ L C 9 ^ 45	B	3.3	25	3740	0.62	6.2	12.4	6	9	10	0.085	151	136	60	56
TBJB335*025 J □ # @ 0 ^ ++	TBJB335*025 J □ L C 9 ^ 45	B	3.3	25	2000	0.62	6.2	12.4	6	9	10	0.085	206	186	82	41
TBJB475*025 R □ # @ 0 ^ ++	TBJB475*025 R □ L C 9 ^ 45	B	4.7	25	3160	0.88	8.8	17.6	6	9	10	0.085	164	148	66	51
TBJB475*025 J □ # @ 0 ^ ++	TBJB475*025 J □ L C 9 ^ 45	B	4.7	25	1000	0.88	8.8	17.6	6	9	10	0.085	292	262	117	29
TBJB685*025 R □ # @ 0 ^ ++	TBJB685*025 R □ L C 9 ^ 45	B	6.8	25	1500	1.3	13	26	6	9	10	0.085	238	214	95	35
TBJB685*025 J □ # @ 0 ^ ++	TBJB685*025 J □ L C 9 ^ 45	B	6.8	25	1000	1.3	13	26	6	9	10	0.085	292	262	117	29
TBJC685*025 R □ # @ 0 ^ ++	TBJC685*025 R □ L C 9 ^ 45	C	6.8	25	1070	1.3	13	26	6	9	10	0.110	321	289	128	34
TBJC685*025 J □ # @ 0 ^ ++	TBJC685*025 J □ L C 9 ^ 45	C	6.8	25	600	1.3	13	26	6	9	10	0.110	428	385	171	25
TBJC106*025 R □ # @ 0 ^ ++	TBJC106*025 R □ L C 9 ^ 45	C	10	25	800	1.9	19	38	6	9	10	0.110	371	334	148	29
TBJC106*025 J □ # @ 0 ^ ++	TBJC106*025 J □ L C 9 ^ 45	C	10	25	600	1.9	19	38	6	9	10	0.110	428	385	171	25
TBJD106*025 R □ # @ 0 ^ ++	TBJD106*025 R □ L C 9 ^ 45	D	10	25	1200	1.9	19	38	6	9	10	0.150	354	318	141	42
TBJD106*025 J □ # @ 0 ^ ++	TBJD106*025 J □ L C 9 ^ 45	D	10	25	720	1.9	19	38	6	9	10	0.150	391	352	156	28
TBJC156*025 R □ # @ 0 ^ ++	TBJC156*025 R □ L C 9 ^ 45	C	15	25	500	2.8	28	56	6	9	10	0.110	469	422	188	23
TBJC156*025 J □ # @ 0 ^ ++	TBJC156*025 J □ L C 9 ^ 45	C	15	25	720	2.8	28	56	6	9	10	0.150	456	411	183	32
TBJD156*025 R □ # @ 0 ^ ++	TBJD156*025 R □ L C 9 ^ 45	D	15	25	300	2.8	28	56	6	9	10	0.150	707	636	283	21
TBJD156*025 J □ # @ 0 ^ ++	TBJD156*025 J □ L C 9 ^ 45	D	15	25	650	4.1	41	82	6	9	10	0.150	480	432	192	31
TBJD226*025 R □ # @ 0 ^ ++	TBJD226*025 R □ L C 9 ^ 45	D	22	25	300	4.1	41	82	6	9	10	0.150	707	636	283	21
TBJD226*025 J □ # @ 0 ^ ++	TBJD226*025 J □ L C 9 ^ 45	D	22	25	590	6.2	62	124	6	9	10	0.150	504	454	202	25
TBJD336*025 R □ # @ 0 ^ ++	TBJD336*025 R □ L C 9 ^ 45	D	33	25	400	6.2	62	124	6	9	10	0.150	612	551	245	24
TBJD336*025 J □ # @ 0 ^ ++	TBJD336*025 J □ L C 9 ^ 45	D	33	25	540	8.8	88	176	6	9	10	0.150	527	474	211	28
TBJD476*025 R □ # @ 0 ^ ++	TBJD476*025 R □ L C 9 ^ 45	D	47	25	250	8.8	88	176	6	9	10	0.150	775	697	310	19
TBJD476*025 J □ # @ 0 ^ ++	TBJD476*025 J □ L C 9 ^ 45	D	47	25	540	8.8	88	176	6	9	10	0.165	553	497	221	29
TBJE476*025 R □ # @ 0 ^ ++	TBJE476*025 R □ L C 9 ^ 45	E	47	25	150	8.8	88	176	6	9	10	0.165	1049	944	420	15
TBJE476*025 J □ # @ 0 ^ ++	TBJE476*025 J □ L C 9 ^ 45	E	47	25	500	12	120	240	30	45	45	0.165	574	517	230	28
TBJU686*025 R □ # @ 0 ^ ++	TBJU686*025 R □ L C 9 ^ 45	U	68	25	500	18	180	360	30	45	45	0.165	574	517	230	28
TBJU107*025 R □ # @ 0 ^ ++	TBJU107*025 R □ L C 9 ^ 45	U	100	25	500	18	180	360	30	45	45	0.165	574	517	230	28
TBJA104*035 R □ # @ 0 ^ ++	TBJA104*035 R □ L C 9 ^ 45	A	0.1	35	20000	0.3	3	6	4	6	8	0.075	61	55	24	12
TBJA154*035 R □ # @ 0 ^ ++	TBJA154*035 R □ L C 9 ^ 45	A	0.15	35	16470	0.3	3	6	4	6	8	0.075	67	61	27	11
TBJA154*035 J □ # @ 0 ^ ++	TBJA154*035 J □ L C 9 ^ 45	A	0.15	35	6000	0.3	3	6	4	6	8	0.075	112	101	45	67
TBJA224*035 R □ # @ 0 ^ ++	TBJA224*035 R □ L C 9 ^ 45	A	0.22	35	13710	0.3	3	6	4	6	8	0.075	74	67	30	10
TBJA224*035 J □ # @ 0 ^ ++	TBJA224*035 J □ L C 9 ^ 45	A	0.22	35	6000	0.3	3	6	4	6	8	0.075	112	101	45	67
TBJA334*035 R □ # @ 0 ^ ++	TBJA334*035 R □ L C 9 ^ 45	A	0.33	35	11280	0.3	3	6	4	6	8	0.075	82	73	33	92
TBJA334*035 J □ # @ 0 ^ ++	TBJA334*035 J □ L C 9 ^ 45	A	0.33	35	6000	0.3	3	6	4	6	8	0.075	112	101	45	67
TBJA474*035 R □ # @ 0 ^ ++	TBJA474*035 R □ L C 9 ^ 45	A	0.47	35	9530	0.3	3	6	4	6	8	0.075	89	80	35	84
TBJA474*035 J □ # @ 0 ^ ++	TBJA474*035 J □ L C 9 ^ 45	A	0.47	35	4000	0.3	3	6	4	6	8	0.075	137	123	55	54
TBJA684*035 R □ # @ 0 ^ ++	TBJA684*035 R □ L C 9 ^ 45	A	0.68	35	7980	0.3	3	6	4	6	8	0.075	97	87	39	77
TBJA684*035 J □ # @ 0 ^ ++	TBJA684*035 J □ L C 9 ^ 45	A	0.68	35	6000	0.3	3	6	4	6	8	0.075	112	101	45	67
TBJA105*035 R □ # @ 0 ^ ++	TBJA105*035 R □ L C 9 ^ 45	A	1	35	6630	0.3	3	6	4	6	8	0.075	106	96	43	70
TBJA105*035 J □ # @ 0 ^ ++	TBJA105*035 J □ L C 9 ^ 45	A	1	35	3000	0.3	3	6	4	6	8	0.075	158	142	63	47
TBJB105*035 R □ # @ 0 ^ ++	TBJB105*035 R □ L C 9 ^ 45	B	1	35	3400	0.3	3	6	4	6	8	0.085	158	142	63	53
TBJB105*035 J □ # @ 0 ^ ++	TBJB105*035 J □ L C 9 ^ 45	B	1	35	2000	0.3	3	6	4	6	8	0.085	206	186	82	41
TBJA155*035 R □ # @ 0 ^ ++	TBJA155*035 R □ L C 9 ^ 45	A	1.5	35	3100	0.39	3.9	7.8	6	9	10	0.075	156	140	62	48
TBJA155*035 J □ # @ 0 ^ ++	TBJA155*035 J □ L C 9 ^ 45	A	1.5	35	2000	0.39	3.9	7.8	6	9	10	0.075	194	174	77	38
TBJB155*035 R □ # @ 0 ^ ++	TBJB155*035 R □ L C 9 ^ 45	B	1.5	35	5460	0.39	3.9	7.8	6	9	10	0.085	125	112	50	68
TBJB155*035 J □ # @ 0 ^ ++	TBJB155*035 J □ L C 9 ^ 45	B	1.5	35	2500	0.39	3.9	7.8	6	9	10	0.085	184	166	74	46
TBJB225*035 R □ # @ 0 ^ ++	TBJB225*035 R □ L C 9 ^ 45	B	2.2	35	4550	0.58	5.8	11.6	6	9	10	0.085	137	123	55	62
TBJB225*035 J □ # @ 0 ^ ++	TBJB225*035 J □ L C 9 ^ 45	B	2.2	35	2000	0.58	5.8	11.6	6	9	10	0.085	206	186	82	41
TBJB335*035 R □ # @ 0 ^ ++	TBJB335*035 R □ L C 9 ^ 45	B	3.3	35	3740	0.87	8.7	17.4	6	9	10	0.085	151	136	60	56
TBJB335*035 J □ # @ 0 ^ ++	TBJB335*035 J □ L C 9 ^ 45	B	3.3	35	1000	0.87	8.7	17.4	6	9	10	0.085	292	262	117	29
TBJC335*035 R □ # @ 0 ^ ++	TBJC335*035 R □ L C 9 ^ 45	C	3.3	35	1840	0.87	8.7	17.4	6	9	10	0.110	245	220	98	45
TBJC335*035 J □ # @ 0 ^ ++	TBJC335*035 J □ L C 9 ^ 45	C	3.3	35	800	0.87	8.7	17.4	6	9	10	0.110	371	334	148	29
TBJD335*035 R □ # @ 0 ^ ++	TBJD335*035 R □ L C 9 ^ 45	D	3.3	35	2000	0.87	8.7	17.4	6	9	10	0.150	274	246	110	54
TBJB475*035 R □ # @ 0 ^ ++	TBJB475*035 R □ L C 9 ^ 45	B	4.7	35	2200	1.2	12	24	6	9	10	0.085	197	177	79	43
TBJB475*035 J □ # @ 0 ^ ++	TBJB475*035 J □ L C 9 ^ 45	B	4.7	35	1500	1.2	12	24	6	9	10	0.085	238	214	95	35
TBJC475*035 R □ # @ 0 ^ ++	TBJC475*035 R □ L C 9 ^ 45	C	4.7	35	1410	1.2	12	24	6	9	10	0.110	279	251	112	39
TBJC475*035 J □ # @ 0 ^ ++	TBJC475*035 J □ L C 9 ^ 45	C	4.7	35	600	1.2	12	24	6	9	10	0.110	428	385	171	25
TBJD475*035 R □ # @ 0 ^ ++	TBJD475*035 R □ L C 9 ^ 45	D	4.7	35	1500	1.2	12	24	6	9	10	0.150	316	285	126	47

All technical data relates to an ambient temperature of +25°C. Capacitance and DF are measured at 120Hz, 0.5V RMS with a maximum DC bias of 2.2 volts. DCL is measured at rated voltage after 5 minutes.

**NOTE: AVX reserves the right to supply a higher voltage rating or tighter tolerance part in the same case size, to the same reliability standards.**



# TBJ SERIES

## COTS-Plus – SRC9000 Space Level

RATING & PART NUMBER REFERENCE			Parametric Specifications by Rating									Typical RMS Ripple Data by Rating					
			Cap @ 120Hz µF @ 25°C	DC Rated Voltage V @ +85°C	ESR @ 100kHz mOhms @ +25°C	DCL max			DF Max			Power Dissipation W	25°C Ripple mA (100kHz)	85°C Ripple mA (100kHz)	125°C Ripple mA (100kHz)	25°C Rip mA (100kHz)	
						+25°C (µA)	+85°C (µA)	+125°C (µA)	+25°C (%)	+85/125°C (%)	-55°C (%)						
AVX P/N	AVX SRC9000 P/N	Case															
TBJC685*035 R □ # @ 0^++	TBJC685*035 R □ LC 9^45	C	6.8	35	1070	1.8	18	36	6	9	10	0.110	321	289	128	34	34
TBJC685*035 J □ # @ 0^++	TBJC685*035 J □ LC 9^45	C	6.8	35	600	1.8	18	36	6	9	10	0.110	428	385	171	25	25
TBJD685*035 R □ # @ 0^++	TBJD685*035 R □ LC 9^45	D	6.8	35	1300	1.8	18	36	6	9	10	0.150	340	306	136	44	44
TBJC106*035 R □ # @ 0^++	TBJC106*035 R □ LC 9^45	C	10	35	800	2.6	26	52	6	9	10	0.110	371	334	148	29	29
TBJC106*035 J □ # @ 0^++	TBJC106*035 J □ LC 9^45	C	10	35	600	2.6	26	52	6	9	10	0.110	428	385	171	25	25
TBJD106*035 R □ # @ 0^++	TBJD106*035 R □ LC 9^45	D	10	35	800	2.6	26	52	6	9	10	0.150	433	390	173	34	34
TBJD106*035 J □ # @ 0^++	TBJD106*035 J □ LC 9^45	D	10	35	250	2.6	26	52	6	9	10	0.150	775	697	310	19	19
TBJD156*035 R □ # @ 0^++	TBJD156*035 R □ LC 9^45	D	15	35	720	3.9	39	78	6	9	10	0.150	456	411	183	32	32
TBJD156*035 J □ # @ 0^++	TBJD156*035 J □ LC 9^45	D	15	35	225	3.9	39	78	6	9	10	0.150	816	735	327	18	18
TBJD226*035 R □ # @ 0^++	TBJD226*035 R □ LC 9^45	D	22	35	650	5.8	58	116	6	9	10	0.150	480	432	192	31	31
TBJD226*035 J □ # @ 0^++	TBJD226*035 J □ LC 9^45	D	22	35	200	5.8	58	116	6	9	10	0.150	866	779	346	17	17
TBJE336*035 R □ # @ 0^++	TBJE336*035 R □ LC 9^45	E	33	35	590	8.7	87	174	6	9	10	0.165	529	476	212	31	31
TBJE336*035 J □ # @ 0^++	TBJE336*035 J □ LC 9^45	E	33	35	250	8.7	87	174	6	9	10	0.165	812	731	325	20	20
TBJU476*035 R □ # @ 0^++	TBJU476*035 R □ LC 9^45	U	47	35	400	12.3	123	246	10	12	12	0.165	642	578	257	25	25
TBJU476*035 J □ # @ 0^++	TBJU476*035 J □ LC 9^45	U	47	35	200	12.3	123	246	10	12	12	0.165	908	817	363	18	18
TBJA224*050 R □ # @ 0^++	TBJA224*050 R □ LC 9^45	A	0.22	50	7500	0.3	3	6	4	6	8	0.075	100	90	40	75	75
TBJA224*050 J □ # @ 0^++	TBJA224*050 J □ LC 9^45	A	0.22	50	7000	0.3	3	6	4	6	8	0.075	104	93	41	72	72
TBJA334*050 R □ # @ 0^++	TBJA334*050 R □ LC 9^45	A	0.33	50	7000	0.3	3	6	4	6	8	0.075	104	93	41	72	72
TBJB474*050 R □ # @ 0^++	TBJB474*050 R □ LC 9^45	B	0.47	50	5000	0.3	3	6	4	6	8	0.085	130	117	52	65	65
TBJB684*050 R □ # @ 0^++	TBJB684*050 R □ LC 9^45	B	0.68	50	4000	0.3	3	6	4	6	8	0.085	146	131	58	58	58
TBJB684*050 J □ # @ 0^++	TBJB684*050 J □ LC 9^45	B	0.68	50	2000	0.3	3	6	4	6	8	0.085	206	186	82	41	41
TBJB105*050 R □ # @ 0^++	TBJB105*050 R □ LC 9^45	B	1	50	3400	0.4	4	8	4	6	8	0.085	158	142	63	53	53
TBJB105*050 J □ # @ 0^++	TBJB105*050 J □ LC 9^45	B	1	50	2000	0.4	4	8	4	6	8	0.085	206	186	82	41	41
TBJC105*050 R □ # @ 0^++	TBJC105*050 R □ LC 9^45	C	1	50	3000	0.4	4	8	4	6	8	0.110	191	172	77	57	57
TBJC155*050 R □ # @ 0^++	TBJC155*050 R □ LC 9^45	C	1.5	50	2500	0.6	6	12	6	9	10	0.110	210	189	84	52	52
TBJC155*050 J □ # @ 0^++	TBJC155*050 J □ LC 9^45	C	1.5	50	1500	0.6	6	12	6	9	10	0.110	271	244	108	40	40
TBJC225*050 R □ # @ 0^++	TBJC225*050 R □ LC 9^45	C	2.2	50	1700	0.8	8	16	6	9	10	0.110	254	229	102	43	43
TBJC225*050 J □ # @ 0^++	TBJC225*050 J □ LC 9^45	C	2.2	50	1000	0.8	8	16	6	9	10	0.110	332	298	133	33	33
TBJD225*050 R □ # @ 0^++	TBJD225*050 R □ LC 9^45	D	2.2	50	2000	0.8	8	16	4.5	7	9	0.150	274	246	110	54	54
TBJD225*050 J □ # @ 0^++	TBJD225*050 J □ LC 9^45	D	2.2	50	1200	0.8	8	16	4.5	7	9	0.150	354	318	141	42	42
TBJC335*050 R □ # @ 0^++	TBJC335*050 R □ LC 9^45	C	3.3	50	1400	1.2	12	24	6	9	10	0.110	280	252	112	39	39
TBJC335*050 J □ # @ 0^++	TBJC335*050 J □ LC 9^45	C	3.3	50	1000	1.2	12	24	6	9	10	0.110	332	298	133	33	33
TBJD335*050 R □ # @ 0^++	TBJD335*050 R □ LC 9^45	D	3.3	50	1100	1.2	12	24	4.5	7	9	0.150	369	332	148	40	40
TBJD335*050 J □ # @ 0^++	TBJD335*050 J □ LC 9^45	D	3.3	50	800	1.2	12	24	4.5	7	9	0.150	433	390	173	34	34
TBJD475*050 R □ # @ 0^++	TBJD475*050 R □ LC 9^45	D	4.7	50	900	1.8	18	36	4.5	7	9	0.150	408	367	163	36	36
TBJD475*050 J □ # @ 0^++	TBJD475*050 J □ LC 9^45	D	4.7	50	600	1.8	18	36	4.5	7	9	0.150	500	450	200	30	30
TBJD685*050 R □ # @ 0^++	TBJD685*050 R □ LC 9^45	D	6.8	50	700	2.6	26	52	4.5	7	9	0.150	463	417	185	32	32
TBJE106*050 R □ # @ 0^++	TBJE106*050 R □ LC 9^45	E	10	50	700	3.8	38	76	4.5	7	9	0.165	486	437	194	34	34
TBJE106*050 J □ # @ 0^++	TBJE106*050 J □ LC 9^45	E	10	50	300	3.8	38	76	4.5	7	9	0.165	742	667	297	22	22
TBJU156*050 R □ # @ 0^++	TBJU156*050 R □ LC 9^45	U	15	50	500	5.6	56	112	30	45	45	0.165	574	517	230	28	28
TBJU226*050R □ # @ 0^++	TBJU226*050 R □ LC 9^45	U	22	50	500	8.2	82	164	30	45	45	0.165	574	517	230	28	28

All technical data relates to an ambient temperature of +25°C. Capacitance and DF are measured at 120Hz, 0.5V RMS with a maximum DC bias of 2.2 volts. DCL is measured at rated voltage after 5 minutes.  
**NOTE: AVX reserves the right to supply a higher voltage rating or tighter tolerance part in the same case size, to the same reliability standards.**



The Important Information/Disclaimer is incorporated in the catalog where these specifications came from or available online at [www.avx.com/disclaimer/](http://www.avx.com/disclaimer/) by reference and should be reviewed in full before placing any order.

## X-ON Electronics

Largest Supplier of Electrical and Electronic Components

*Click to view similar products for [Tantalum Capacitors - Solid SMD category:](#)*

*Click to view products by [Kyocera AVX manufacturer:](#)*

Other Similar products are found below :

[CWR06HC106KB](#) [B45197-A2157-M509](#) [B45197A5226M409](#) [NTC-T476K10TRDF](#) [CWR06KC106KP](#) [CWR09KB106KCA](#)  
[TCSCS1A336KBAR](#) [TCTP0J336M8R](#) [B45196-H5106-K309](#) [B45196-H6226-K509](#) [CWR09JC225JBB](#) [T83D475K050RCCL](#)  
[TCSCS1A476KBAR](#) [T83E107K016RCCL](#) [T83D685K035RCCL](#) [595D107X0004B2T](#) [CWR11HH105KB](#) [293D155X9020A2DE3](#)  
[CWR09NC224KB](#) [CWR11MC685KCB](#) [CWR29FC685KCEC](#) [CWR09NC684KM](#) [CWR19MH106KCHB](#) [CWR29HH155KCBB](#)  
[CWR29FC336KDGC](#) [CWR09NC225KDB](#) [CWR29FC475KDDC](#) [CWR29HC225KCAC](#) [CWR11KC106KBB](#) [CWR09JH105KC](#)  
[293D476X9035E2TE3](#) [CWR29JC335KDDC](#) [CWR29KC226JCGC](#) [CWR29FC105KDAC](#) [CWR29DC337KCHC](#) [NTC-T686K6.3TRBF](#)  
[595D686X9010B2T](#) [594D686X9016C2T](#) [595D106X0025C8T](#) [TAZH685K035LBSB0824](#) [TAZG107K010LBSB0800](#)  
[TAZH475K050LBSB0H23](#) [TAJD107K016KNJ](#) [TAZH227K010LBSB0024](#) [TAZH156K025CBSZ0824](#) [TAZH227J010LBSZ0800](#)  
[TPSE687M006H0045](#) [TBJD156K025CBSZ0824](#) [TMCSA1V154MTRF](#) [TMCSA0G335MTRF](#)