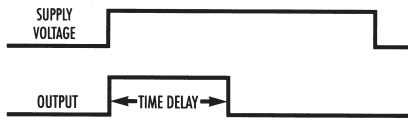
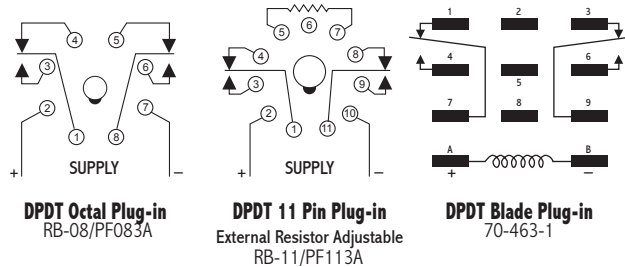


OPERATION

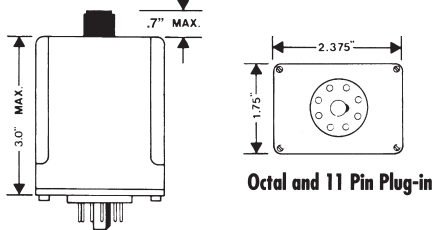
When voltage is applied to the input terminals, the relay energizes and the time delay begins. Upon completion of the delay period, the relay de-energizes. Reset during or after the delay period is accomplished by removal of the input voltage.



WIRING



DIMENSIONS (INCHES)



MODEL NUMBER

MODEL NUMBER	T		*B		A			
SERIES								
Relay Output	D							
Relay Output with CSA	U*							
SUPPLY VOLTAGE								
24 VAC or DC			24					
110/120 VAC or DC			120					
TYPE OF OPERATION								
Knob Adjustable					K			
Lock Nut Adjustable					L			
Fixed					F			
External Resistor Adjustable					R**			
ENCLOSURE STYLE								
8 or 11-pin Round Plug-in					A			
Blade Plug-in					B			
Non UL 12-pin Plug-in					C			

DELAY PERIOD

See page 82 for standard ranges available

Example: TUB-120-AKA-900—Interval on operate, 120 Volts AC or DC, knob adjustable from 9 to 900 seconds, 8-pin octal plug-in, UL recognized and CSA approved.

Notes:* The TUB series is offered in 120 Volts, style A enclosure only with optional types of operation "K", "L", or "F" CSA certified, File # LR40123**

TDB models using the "R" option are not UL Recognized. The "R" option is not offered in the TUB series or the style B enclosure. TDB models using "F", "K", or "L" options and in the 8-pin octal plug is only available in 24-volts.



Interval Relay Output

SPECIFICATIONS

TIMING RANGES

Virtually unlimited. See page 77 for standard ranges available.

OUTPUT RATING DPDT, 10 A @ 250 VAC or 24 VDC, resistive; 211 VA @ 120 VAC, inductive

TIMING Minimum Setting +0–20%

TOLERANCES Maximum Setting ±10%;

REPEATABILITY 1% maximum; no first cycle effect

RESET TIMES Before Time Out 100 mSEC
After Time Out 50 mSEC

RECYCLE TIME 40 mSEC

SUPPLY VOLTAGE 24 or 120 VAC or VDC, 50/60 Hz; ±10%
(TUB Series available in 120 Volts only)

FALSE TRANSFER No

REVERSE POLARITY PROTECTED Yes

POWER CONSUMPTION 3 watts (approximately)

DUTY CYCLE Continuous

TEMPERATURE RATING Operate 32° to 131°F (0° to +55°C)

Storage -49° to 185°F (-45° to +85°C)

LIFE EXPECTANCY Mechanical 10 million operations (minimum)
Electrical 100,000 operations
@ rated load

WEIGHT 5 oz.

X-ON Electronics

Largest Supplier of Electrical and Electronic Components

Click to view similar products for [Time Delay & Timing Relays](#) category:

Click to view products by [Kyocera AVX](#) manufacturer:

Other Similar products are found below :

[5NO30](#) [614-11B-0A2](#) [614-11B-0A3](#) [614-11B-0A4](#) [614-11B-0A6](#) [614-11B-0A8](#) [614-11C-OA1](#) [614-11C-OA2](#) [614-11C-OA5](#) [614-11Q-OA3](#) [614-11Q-OA6](#) [614-11T-OA6](#) [614-11T-OA7](#) [614-12C-400](#) [614-12Q-400](#) [614-12T-600](#) [614-43B-400](#) [614-43C-100](#) [614-43F-200](#) [614-43Q-0A2](#) [614-43Q-100](#) [614-43Q-600](#) [614-43T-0A9](#) [614-43T-600](#) [614-43U-400](#) [614-43U-4A1](#) [614-43U-6A2](#) [615-21T-200](#) [655-11T-100](#) [655-11U-500](#) [655-12T-300](#) [655-22T-400](#) [655-22T-600](#) [CUA-41-30001](#) [CUA-41-30030](#) [CUA-41-70180](#) [CUA-41-71038](#) [CUA-42-30005](#) [CUA-42-30010](#) [CUA-42-30120](#) [CUA-42-70120](#) [CUA-99-72502](#) [CUC-41-30030](#) [CUF-42-30010](#) [7012L8BN](#) [7012PDM](#) [7012PEM](#) [7012ZB](#) [7014SF](#) [7022L10DN](#)