

Ior LOGGER KEW 5050



KEW 5050 Specifications

Wiring configuration	1P2W, 1P3W, 3P3W, 3P4W
Measurements and parameters	Ior : Leakage current (Trms) with resistive components only
	Io : Leakage current (Trms) with basic wave of 50/ 60Hz only
	Iom : Leakage current (Trms) including harmonic components
	V : Reference voltage (Trms) with basic wave of 50/ 60Hz only
	Vm : Reference voltage (Trms) including harmonic components
	R : Insulation resistance, Frequency(Hz), Phase angle(θ)
Other functions	Digital output, Print screen, Back light, Data hold
Recording Interval	200/400ms/1/5/15/30s/1/5/15/30/60/120m
Ior	
Range	10,000/100.00/1000.0mA/10,000A/AUTO
Accuracy	$\pm 0.2\%rdg \pm 0.2\%fs$, + clamp sensor amplitude accuracy ¹ + error of phase accuracy ² ¹) Clamp sensor amplitude accuracy: sensor accuracy excluding the error range. ²) add $\pm 2.0\%rdg$ to measured Io value when using Ior leakage clamp sensor. (θ : within the accuracy of reference voltage/ current phase difference $\pm 1.0^\circ$)
Allowable input	1% - 110% (Trms) of each range, and 200% (peak) of the range
Display range	0,15% - 130% (display "0" for less than 0,15%, "OL" if the range is exceeded)
Io *Range, Allowable input and Display Range are the same as Ior	
Accuracy	$\pm 0.2\%rdg \pm 0.2\%fs$, + clamp sensor amplitude accuracy
Iom *Range, Allowable input and Display Range are the same as Ior	
Accuracy	$\pm 0.2\%rdg \pm 0.2\%fs$, + clamp sensor amplitude accuracy
Measurement method	Sampling speed 40,96kps (every 24.4 μ s), gapless, calculate Trms values every 200ms.
Voltage	
Range	1000.0V
Accuracy	$\pm 0.2\%rdg \pm 0.2\%fs$, * for waveforms of sine wave 40 - 70 Hz
Allowable input	10 - 1000 V Trms, and 2000 Vpeak
Display range	0.9 V - 1100.0 V Trms (display "0" for less than 0.9 V, "OL" if the range is exceeded)
Phase angle (θ)	
Display range	0.0° to $\pm 180.0^\circ$ (regarding the phase of reference voltage as 0.0°)
Accuracy	Within $\pm 0.5^\circ$ for the inputs of 10% or higher of leakage current range, sine wave 40 - 70 Hz reference voltage of 90 V Trms or higher.
Frequency meter range	40 - 70Hz
External supply	AC100 - 240V(50/60Hz) 7VAmx

Power source	LR6(AA)(1.5V) x 6 (Battery life approx. 11 h)
Display / update period	160 x 160 dots, FSTN monochrome display / 500 ms
PC card interface	SD card (2GB) *standard accessory
PC communication-interface	USB Ver2.0
Temperature and humidity range	23 \pm 5 °C, less than 85%RH(without condensation)
Operating temperature and humidity range	-10 to 50°C less than 85%RH(without condensation)
Storage temperature and humidity range	-20 to 60°C less than 85%RH(without condensation)
Applicable Standards	IEC61010-1 CATIV, 300V CATIII 600V Pollution degree 2 IEC61010-2-030, IEC61010-031, IEC61326
Dimension/Weight	165(L)X115(W)X57(D)mm/approx. 680g (including batteries)
Included accessories	7273(Voltage test lead) 8262(AC adapter) 7278(Earth cable) 7219(USB cable) 8326-02(SD card 2GB) 9125(Carrying case) Instruction manual, Cable marker, Software installation manual Alkaline size AA battery(LR6)x6 KEW Windows for KEW 5050(software)
Optional accessories	8177(Ior Leakage clamp sensor 10A type ϕ 40mm) 8178(Ior Leakage clamp sensor 10A type ϕ 68mm) 8329(Power supply adapter) KEW 8146, 8147, 8148 (Leakage & Load clamp sensor) KEW 8141, 8142, 8143 (Leakage clamp sensor) KEW 8129, 8130 (Flexible sensor) KEW 8121, 8122, 8123 (Load clamp sensor) MODEL 8124, 8125, 8126, 8127, 8128 (Load clamp sensor)

Shows insulation resistance (R) values determined by the following formula.
V: Reference voltage/ Ior: Leakage current with resistive components only
Displayed value is just for reference since the measurement method differs from insulation resistance testers and may not be consistent with each other.

Accessories



MODEL 7273 Voltage test lead 3000mm
MODEL 8262 AC adapter
MODEL 7278 Earth Cable 1500mm
MODEL 7219 USB Cable 1500mm
MODEL 8326-02 SD Card
MODEL 9125 Carrying case
KEW Windows for KEW 5050 Software
Cable marker

Optional

Set model



KEW 8178 Ior Leakage clamp sensor 10A type ϕ 68mm (3m)
KEW 8177 Ior Leakage clamp sensor 10A type ϕ 40mm (3m)



MODEL 8329 Power supply adapter




KEW 5050-00 Basic Model(main unit only)

KEW 5050-01 [Set Model]
+ KEW 8178 x 1 Ior Leakage clamp sensor 10A type ϕ 68mm (3m)

KEW 5050-02 [Set Model]
+ KEW 8177 x 1 Ior Leakage clamp sensor 10A type ϕ 40mm (3m)

Safety Warnings : Please read the "Safety Warnings" in the instruction manual supplied with the instrument thoroughly and completely for correct use. Failure to follow the safety rules can cause fire, trouble, electrical shock, etc. Therefore, make sure to operate the instrument on a correct power supply and voltage rating marked on each instrument.

For inquires or orders :



2-5-20, Nakane, Meguro-ku, Tokyo, 152-0031 Japan
Phone:+81-3-3723-0131
Fax:+81-3-3723-0152
E-mail:info-eng@kew-ltd.co.jp

<http://www.kew-ltd.co.jp>



Unprecedented Ior Logger!
Quickly find electric leakages with less time and more productivity.

ϕ 68mm
 ϕ 40mm
Clamp sensors in two different jaw sizes

- Providing simultaneous measurement and logging on 4-system
- Supporting various wiring systems (Single-phase 2&3-wire, Three-phase 3&4-wire)
- Less susceptible to harmonics
- World's fastest 200ms interval for Ior measurement
- Light weight with magnet on the back
- Offering traditional leakage / load current measurements as well

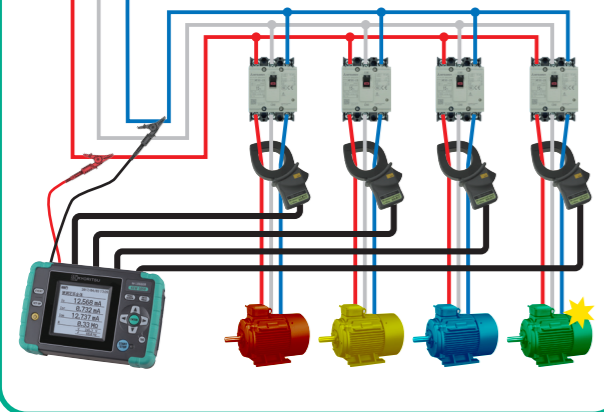
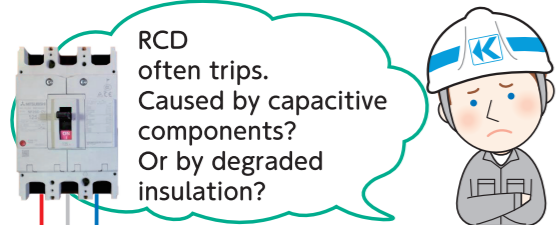
KYORITSU ELECTRICAL INSTRUMENTS WORKS,LTD.
<http://www.kew-ltd.co.jp>

Tests and records 4-system simultaneously in 200 ms gapless

Can measure 4 systems at once!

Best to diagnose circuit breaker problems

Measures I_{or} and I_{oc} separately to clarify the root cause of the electric leakage troubles.



Strong magnets help to fix KEW5050 to the metal distribution board.

Accessories and optional parts


Optional Power supply adapter is available to derive power via measurement terminal.

Cable markers for easy recognition



USB terminal

Allows connection with PC and access to SD card



Digital output
Activates alarm devices when events occur

SD card interface

Achieves long period of data logging. In case of sudden power interruption, data stored in the SD card aren't lost.

Interval	REC item		
	1P3W×1	1P3W×4	3P4W×4
200ms	25days	8days	7days
1sec	38days	11days	9days
2sec	76days	22days	18days
5sec	6.5months	1.8months	1.5months
15sec	1-year or more	4months	5months
30sec		11months	9months
1min or more		1-year or more	

Special data analysis software

One-click graph and list generation. Visualizes timeline based graphs for easy analysis. Data can be checked without using this software by changing the file extension to csv or others. Viewing data without using the software is possible by renaming the file with a CSV extension.

[System Requirements]


- OS: Windows® 10/ 8/ 7
- Display: XGA (1024 × 768) or higher
- HDD: 1Gbyte or more

Others: CD-ROM drive, USB port, .NET Framework 3.5, 4.6

* Windows® is a registered trademark of Microsoft in the United States.

Ior LOGGER

KEW 5050



- I_o Leakage current (1st-order component of I_{om})
- I_{or} Resistive leakage current
- I_{om} Leakage current with harmonics
- R Insulation resistance (determined by V and I_{or})
- V Reference voltage (1st-order component of V_m)
- f Frequency

Quickly displays occurred events

Detailed information on the occurred events are displayed on the LCD. Different threshold values can be set for each channel and each event.

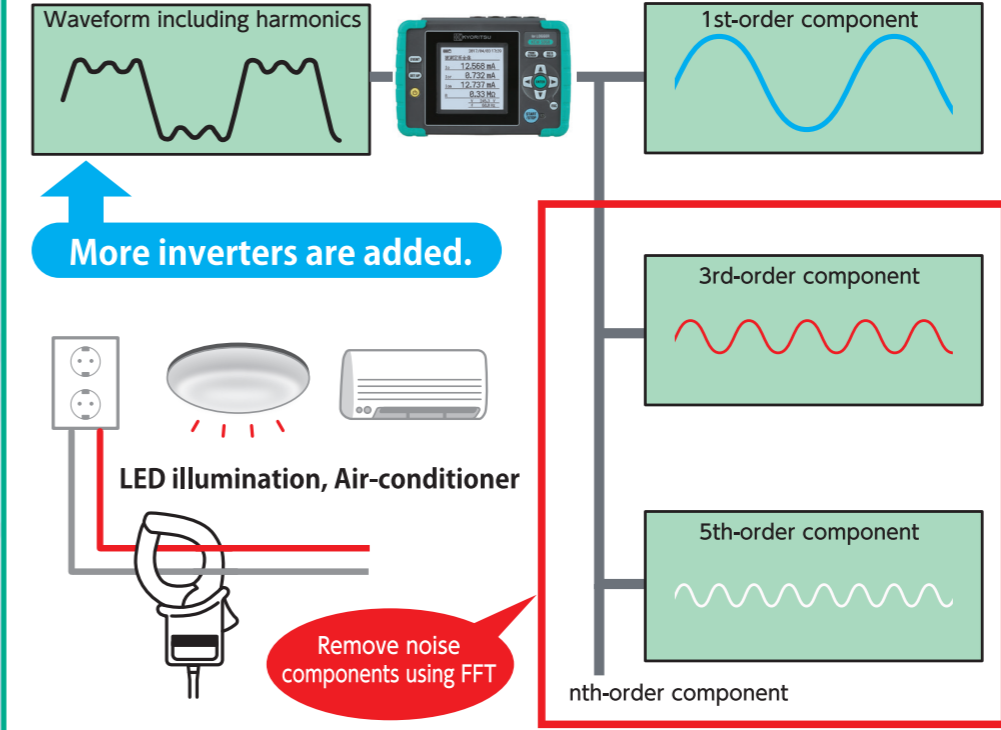
Channel	Time	Value
V	10:1mg	245.3 V
A1	9:1mg	12.568 mA
A2	9:1mg	0.732 mA
A3	9:1mg	12.737 mA
A4	9:1mg	0.33 MΩ
f	60.0 Hz	

Various display modes

User-friendly graphical display of connections and phase differences.

New measurement method with FFT

Offering accurate I_{or} measurement without being affected by noises or harmonics



Never miss intermittent leakages
Gapless continuous measurement

Performs fast sampling (24.4 μsec) continuously with gapless during logging to prevent intermittent leakages being overlooked as an event or max value.

No I_{or} measuring devices which can record intermittent leakages?

Unlike to traditional I_{or} measuring apparatus, less susceptible to harmonics noises. Successfully achieving logging with no effects of harmonics by Trms calculation every 200 ms using FFT (Fast Fourier Transform).

* KEW5050 cannot measure I_{or} on different wiring systems at once, nor on V-connection with different capacities and flowing power supply (not connected to earth ground).

X-ON Electronics

Largest Supplier of Electrical and Electronic Components

Click to view similar products for [Data Logging & Acquisition](#) category:

Click to view products by [Kyoritsu](#) manufacturer:

Other Similar products are found below :

[PCI-6208A](#) [DAQe-2502](#) [PXI-2208](#) [SpotBotBLE](#) [LPCI-7230](#) [USB-4761-BE](#) [SE028](#) [PCI-1761-BE](#) [PCI-1711UL-CE](#) [USB-4702-AE](#) [USB-4704-AE](#) [USB-4750-BE](#) [USB-4751-AE](#) [PCI-1714U-BE](#) [PCIE-1810-AE](#) [PCI-1713U-BE](#) [PCI-1710U-DE](#) [PCI-1710HGU-DE](#) [AR207/8/S1/PPPP/IP30](#) [U2781A](#) [4610](#) [EL-USB-5](#) [AR207/8/S2/PPPP/IP30](#) [ACL-8112PG](#) [cPCI-7248](#) [cPCI-7433](#) [DAQ-2501](#) [DAQe-2214](#) [ND-6053](#) [PCI-7230](#) [PCI-7396](#) [PCI-7432](#) [PCI-9111DG](#) [PCI-9112](#) [PCI-9112A](#) [PCI-9113A](#) [PCIE-7300A](#) [PCM-7248+](#) [USB-1903](#) [USB-2401](#) [PCIE-1805-AE](#) [PCIE-1813-AE](#) [PCIE-1816-AE](#) [PCIE-1884-AE](#) [USB-5862-AE](#) [AR654/S1/P/P/P/P/IP30](#) [AR654/S2/P/P/P/P/IP30](#) [DAS30](#) [DAS60](#) [GS73800080](#)