

Leakage current detection types

MODEL 8141



MODEL 8142

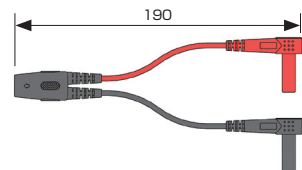


MODEL 8143

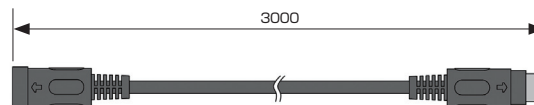


Conductor size	φ24mm	φ40mm	φ68mm
Rated current	AC 1000mA	AC 1000mA	AC 1000mA
Output voltage		AC 100mV/1000mA(AC 100mV/A)	
Accuracy		±1.0%rdg±0.1mV(50/60Hz) ±2.0%rdg±0.1mV(40Hz~1kHz)	
Phase Shift		—	
Withstand voltage		AC3540V(50/60Hz) for 5 seconds	
Cable length : Output connector		Approx. 2m : MINI DIN 6pin	
Operating temperature ranges		-0~50°C, less than 85% RH (without condensation)	
Output impedance	Approx. 180Ω	Approx. 200Ω	Approx. 120Ω
Applicable standards		IEC 61010-1, IEC 61010-2-032 CAT.Ⅲ 300V pollution degree 2	
Dimensions	100(L)×60(W)×26(D) mm	128(L)×81(W)×36(D) mm	186(L)×129(W)×53(D) mm
Weight	Approx. 150g	Approx. 240g	Approx. 490g
Accessories	9095(Portable case)	Instruction manual	9094(Portable case) Instruction manual
Options		7146(Banana φ4 adjuster plug) 7185(Extension cable)	

Options



MODEL 7146



MODEL 7185

Overall diameter

Overall Diameter (mm)	IV Single Core 600V	SV(VVR) Three Cores 600V	CV(CE) Single Core 600V	CV(CE) Three Cores 600V	CVT Three Cores 600V	CV(CE) Single Core 3300V	CV(CE) Three Cores 3300V	CV(CE) Single Core 6600V	CV(CE) Three Cores 6600V
8	6.0	18.4	8.6	16.0	—	13.5	24	16.5	32
14	7.6	19.9	9.5	17.5	21.0	14.0	26	17.5	34
22	9.2	23.5	11.0	21.0	24.0	15.5	29	18.5	37
30	10.1	25.7	12.0	24.0	—	16.0	31	19.5	39
38	11.4	28.7	13.0	25.0	28.0	17.5	33	21.0	41
50	12.6	31.5	15.0	30.0	—	19.5	38	22.0	44
60	13.6	34.8	16.0	31.0	33.0	21.0	40	23.0	46
80	15.5	38.3	17.0	35.0	—	22.0	43	25.0	49
100	17.0	41.9	20.0	40.0	41.0	24.0	46	26.0	52
125	18.9	46.4	21.0	43.0	—	25.0	50	28.0	55
150	20.5	50.1	23.0	46.0	47.0	27.0	53	29.0	58
200	23.0	56.6	26.0	54.0	55.0	30.0	60	32.0	60
250	25.5	62.0	28.0	59.0	60.0	32.0	65	35.0	70
325	28.6	69.2	32.0	65.0	66.0	35.0	71	38.0	77
400	31.3	—	34.0	72.0	72.0	39.0	—	—	—
500	34.4	—	38.0	81.0	80.0	42.0	—	—	—

Measurement categories

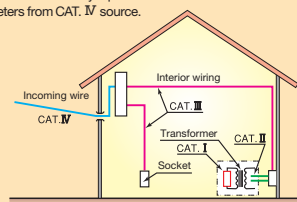
To ensure safe operation of measuring instruments, IEC61010-1 establishes safety standards for various electrical environments, categorized as CAT. I to CAT. IV, and called measurement categories. Higher-numbered categories correspond to electrical environments with greater transient energy (that can be very dangerous), so a measuring instrument designed for CAT. IV environments can endure greater transient energy than one designed for CAT. III or lower.

CAT. I : Secondary electrical circuits connected to an outlet through a transformer or similar device. Secondary electrical circuit parts inside equipments like TVs, PCs, Copiers, etc.

CAT. II : Primary electrical circuits or equipments connected to an outlet by a power cord. Outlets at more than 10 meters from CAT. III source, or at more than 20 meters from CAT. IV source.

CAT. III : Primary electrical circuits of the equipment connected directly to the distribution panel. Switchboards, busbars and feeders from the distribution panel to outlets.

CAT. IV : The circuit from the service drop to the service entrance, and to the power meter and primary over current protection device (distribution panel). Circuits close to the secondary side of low voltage power transformer.



Safety Warnings :

Please read the "Safety Warnings" in the instruction manual supplied with the instrument thoroughly and completely for correct use. Failure to follow the safety rules can cause fire, trouble, electrical shock, etc. Therefore, make sure to operate the instrument on a correct power supply and voltage rating marked on each instrument.

For inquires or orders :



KYORITSU ELECTRICAL INSTRUMENTS WORKS, LTD.

No.5-20,Nakane 2-chome, Meguro-ku, Tokyo, 152-0031 Japan
Phone:81-3-3723-0131
Fax:81-3-3723-0152
URL:http://www.kew-ltd.co.jp
E-mail:info@kew-ltd.co.jp
Factories:Uwajima & Ehime



In consideration of the environment, soy ink and recycled paper were used in this publication. ●The contents of this leaflet are subject to change without notice. Clamp Sensor Series-1E Feb.06 AD




Quality and reliability is our tradition

KYORITSU

Line up of Clamp Sensor Series

KYORITSU ELECTRICAL INSTRUMENTS WORKS, LTD.

Non-contact Clamp-on system provides you easy and safe installations of the clamp sensor in the existing facilities without any errors



Load current detection type clamp sensors provide superior characteristic in phase for the use of power meter

MODEL 8127 MODEL 8126 MODEL 8125 MODEL 8124



Conductor size	φ24	φ40	φ40	φ68
Rated current	AC 100A	AC 200A	AC 500A	AC 1000A
Output voltage	AC 500mV/100A (AC 5mV/A)	AC 500mV/200A (AC 2.5mV/A)	AC 500mV/500A (AC 1mV/A)	AC 500mV/1000A (AC 0.5mV/A)
Accuracy	±0.5%rdg±0.1mV (50/60Hz) ±1.0%rdg±0.2mV (40Hz~1kHz)			
Phase Shift	within ±2.0° (45~65Hz)		within ±1.0° (45~65Hz)	
Withstand voltage	AC3540V for 5 seconds	AC5350V for 5 seconds	AC5350V for 5 seconds	AC5350V for 5 seconds
Cable length : Output connector	Approx. 3m : MINI DIN 6pin			
Operating temperature ranges	-0~50°C, less than 85% RH (without condensation)			
Output impedance	Approx. 10Ω	Approx. 5Ω	Approx. 2Ω	Approx. 1Ω
Applicable standards	IEC 61010-1 : 2002, IEC 61010-2-032 : 2002 CAT.Ⅲ 300V pollution degree 2		IEC 61010-1 : 2002, IEC 61010-2-032 : 2002 CAT.Ⅲ 600V pollution degree 2	
Dimensions	100(L)×60(W)×26(D)mm	128(L)×81(W)×36(D)mm	128(L)×81(W)×36(D)mm	186(L)×129(W)×53(D)mm
Weight	Approx. 160g	Approx. 260g	Approx. 260g	Approx. 510g
Accessories	9095 (Portable case) Instruction manual Cable marker		9094 (Portable case) Instruction manual Cable marker	
Options	7146 (Banana φ4 adjuster plug) 7185 (Extension cable)		7185 (Extension cable)	

Leakage current & Load current detection types

KEW 8146 KEW 8147 KEW 8148



Conductor size	φ24	φ40	φ68
Rated current	AC 30A	AC 70A	AC 100A
Output voltage	AC 1500mV/30A (AC 50mV/A)	AC 3500mV/70A (AC 50mV/A)	AC 5000mV/100A (AC 50mV/A)
Accuracy	0~15A ±1.0%rdg±0.1mV (50/60Hz) ±2.0%rdg±0.2mV (40Hz~1kHz)	0~40A ±1.0%rdg±0.1mV (50/60Hz) ±2.0%rdg±0.2mV (40Hz~1kHz)	0~80A ±1.0%rdg±0.1mV (50/60Hz) ±2.0%rdg±0.2mV (40Hz~1kHz)
Phase Shift	15~30A ±5.0%rdg (50/60Hz) ±10.0%rdg (45Hz~1kHz)	40~70A ±5.0%rdg (50/60Hz) ±10.0%rdg (45Hz~1kHz)	80~100A ±5.0%rdg (50/60Hz) ±10.0%rdg (45Hz~1kHz)
Withstand voltage	AC3540V for 5 seconds		
Cable length : Output connector	Approx. 2m : MINI DIN 6pin		
Operating temperature ranges	-0~50°C, less than 85% RH (without condensation)		
Output impedance	Approx. 90Ω	Approx. 100Ω	Approx. 60Ω
Applicable standards	IEC 61010-1 : 2002, IEC 61010-2-032 : 2002 CAT.Ⅲ 300V pollution degree 2		
Dimensions	100(L)×60(W)×26(D)mm	128(L)×81(W)×36(D)mm	186(L)×129(W)×53(D)mm
Weight	Approx. 150g	Approx. 240g	Approx. 510g
Accessories	9095 (Portable case) Instruction manual Cable marker		9094 (Portable case) Instruction manual Cable marker
Options	7146 (Banana φ4 adjuster plug) 7185 (Extension cable)		7185 (Extension cable)

Newly launch 5 Ampere clamp sensor model 8128.
High efficiency on the test terminal in power distribution facilities

MODEL 8128



Conductor size	φ24
Rated current	AC 5A (Max.50A)
Output voltage	AC 50mV/5A [Max. 500mV/50A] (AC 10mV/A)
Accuracy	±0.5%rdg±0.1mV (50/60Hz) ±1.0%rdg±0.2mV (40Hz~1kHz)
Phase Shift	within ±2.0° (45~65Hz)
Withstand voltage	AC3540V for 5 seconds
Cable length : Output connector	Approx. 3m : MINI DIN 6pin
Operating temperature ranges	-0~50°C, less than 85% RH (without condensation)
Output impedance	Approx. 20Ω
Applicable standards	IEC 61010-1 : 2002, IEC 61010-2-032 : 2002 CAT.Ⅲ 300V pollution degree 2
Dimensions	100(L)×60(W)×26(D)mm
Weight	Approx. 160g
Accessories	9095 (Portable case) Instruction manual Cable marker
Options	7146 (Banana φ4 adjuster plug) 7185 (Extension cable)



In order to monitor energy saving and to control the electric facilities, it is essential and imperative to control the leak and load currents from mains and branch power lines up to the equipment. Clamp sensor is easy to carry and simple to install.

Load current detection types

KEW 8121 KEW 8122 KEW 8123



Conductor size	φ24	φ40	φ55
Rated current	AC 100A	AC 500A	AC 1000A
Output voltage	AC 500mV/100A (AC 5mV/A)	AC 500mV/500A (AC 1mV/A)	AC 500mV/1000A (AC 0.5mV/A)
Accuracy	±2.0%rdg±0.3mV (50/60Hz) ±3.0%rdg±0.5mV (40Hz~1kHz)		
Phase Shift	-		
Withstand voltage	AC3540V for 5 seconds	AC5350V for 5 seconds	AC5350V for 5 seconds
Cable length : Output connector	Approx. 2m : MINI DIN 6pin		
Operating temperature ranges	-0~40°C, less than 85% RH (without condensation)		
Output impedance	Approx. 9.5Ω	Approx. 1.9Ω	Approx. 1.5Ω
Applicable standards	IEC 61010-1 : 2002, IEC 61010-2-032 : 2002 CAT.Ⅲ 300V pollution degree 2		
Dimensions	100(L)×60(W)×26(D)mm	128(L)×81(W)×36(D)mm	170(L)×105(W)×48(D)mm
Weight	Approx. 150g	Approx. 260g	Approx. 360g
Accessories	9095 (Portable case) Instruction manual Cable marker		9094 (Portable case) Instruction manual Cable marker
Options	7146 (Banana φ4 adjuster plug) 7185 (Extension cable)		7185 (Extension cable)

X-ON Electronics

Largest Supplier of Electrical and Electronic Components

Click to view similar products for [Clamp Multimeters & Accessories](#) category:

Click to view products by [Kyoritsu](#) manufacturer:

Other Similar products are found below :

[I800](#) [BK313C](#) [BM035](#) [BM198PV](#) [BK312C](#) [BM031](#) [BM037](#) [BM078](#) [BM088](#) [P 4250](#) [P 4350](#) [WMGBCMP401](#) [KEW105816](#)
[WMGBCMP200](#) [WMGBCMP2000](#) [WMGBCMP3000](#) [WMGBCMP400](#) [FLUKE 377 FC](#) [FLUKE 378 FC](#) [FLUKE 393 FC](#) [MW3035](#) [NC11-200M1](#) [NC12-200M1](#) [NC14-100M1](#) [P 1610](#) [P 1615](#) [P 1625](#) [P 1640](#) [P 1650](#) [P 1655](#) [P 1660](#) [P 1665](#) [P 1700](#) [UT202F](#) [UT202R](#) [UT219E](#)
[UT281A](#) [UT281C](#) [DCM140](#) [1000-304](#) [TESTO 770-3](#) [0590](#) [7703](#) [AX-3550](#) [AX-M266C](#) [BM079](#) [BM089](#) [BM197](#) [UT204](#) [KEW2210R](#)
[FLUKE 80I-110S](#) [FLUKE A3002FC](#)