

380 to 960 MHz/1395 to 6000 MHz Low PIM Ceiling Mount Omnidirectional Antenna



Patent Pending
CMS38606P-30NF

LOW PIM MULTI-BAND CEILING MOUNTED OMNIDIRECTIONAL ANTENNA

The CMS38606P is an indoor broadband low PIM omnidirectional ceiling mount antenna. It is designed to provide pattern coverage that is optimized for indoor requirements at 380-520 MHz, 600- 960 MHz, 1395-1435 MHz and 1690-6000 MHz frequency bands. The antenna features a pattern that has been specifically shaped to provide optimal performance from a ceiling mount location.

FEATURES

- Low Profile aesthetically neutral housing
- Mounts directly and easily to ceiling tile
- Performance optimized using Laird proprietary RF optimization tools
- Excellent flame retardancy rating
- IP67 rated ingress protection and RoHS compliant
- Broadband product with provision for the UHF, 600 MHz, 1390-1432 MHz and AWS-3 bands in a single solution.

MARKETS

- Public Safety DAS
- In-Building wireless
- Neutral host providers
- Cellular & LTE
- Small cells

BENEFITS

- Low PIM performance minimizes interference and improves in-building wireless network coverage and capacity.
- Attractive, compact design and form factor ideal for indoor solution applications.
- Compliant with in-building International Fire Code (IFC) & National Fire Protection Association (NFPA) regulations.

PARAMETER	SPECIFICATIONS						
Frequency Bands, MHz	380-520	600-806	806-960	1395-1435	1690-2200	2200-4300	4300-6000
Peak Gain, dBi (Typ)	2.2	2.1	2.6	5.3	5.7	5.8	5.4
Peak Gain, dBi (Max)	3.1	2.7	2.9	5.4	6.1	7.0	6.1
VSWR (Typ)	<2.8:1	<1.7:1	<1.9:1	<1.4:1	<1.6:1	<1.9:1	<1.6:1
VSWR (Max)	<3.0:1	<2.0:1	<2.0:1	<2.0:1	<2.0:1	<2.0:1	<2.0:1
PIM, 3rd Order, 2 x 20W (Typ)	<-154 dBc	<-154 dBc		NA	<-152 dBc		
PIM, 3rd Order, 2 x 20W (Max)	<-150 dBc	<-150 dBc		NA	<-150 dBc		
Nominal Impedance	50 Ω						
Polarization	Vertical						
Azimuth Beam Width	360°, Omnidirectional						
Max Power (Ambient 25°C/77°F)	50 Watts						
Antenna Dimension (Ht x Dia)	133 x 298 mm (5.23" x 11.7")						
Weight	0.8 kg (1.76 lbs)						
Antenna Color	White						
Radome	PC, UV Stable, UL94-V0 Material						
Operating Temperature (°C)	-30° C to +70° C						
Storage Temperature (°C)	-40° C to +85° C						
Ingress Protection	IP67						
RoHS Compliance	Yes						

PART NUMBER	CABLE LENGTH	CONNECTOR
CMS38606P-30NF	30 cm (12")	Type N Female
CMS38606P-30D43F	30 cm (12")	4.3-10 Female

Americas: +1.847.839.6907
IAS-AmericasEastSales@lairdtech.com
Europe: +44.1628.858941
IAS-EUSales@lairdtech.com
Asia: +86.21.5855.0827.127
IAS-AsiaSales@lairdtech.com
www.lairdtech.com

Laird warrants to the original end user customer of its products that its products are free from defects in material and workmanship. Subject to conditions and limitations Laird will, at its option, either repair or replace any part of its products that prove defective by reason of improper workmanship or materials. This limited warranty is in force for the useful lifetime of the original end product into which the Laird product is installed. Useful lifetime of the original end product may vary but is not to exceed five (5) years from the original date of the end product purchase.



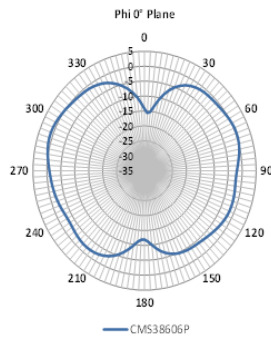
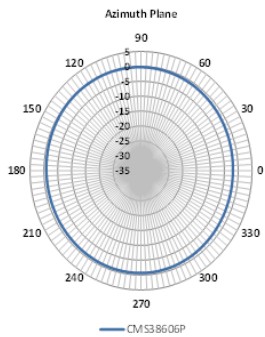
CMS38606P

380 to 960 MHz/1395 to 6000 MHz

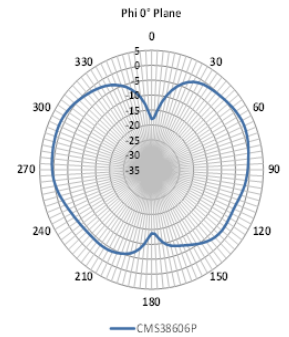
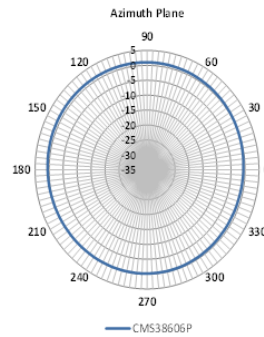
Low PIM Ceiling Mount Omnidirectional Antenna

RADIATION PATTERNS

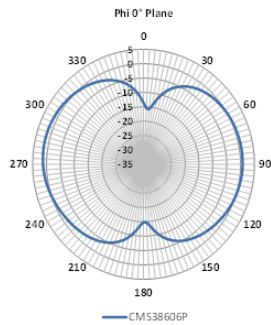
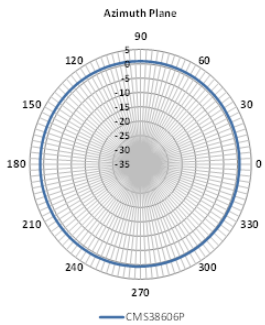
400 MHz



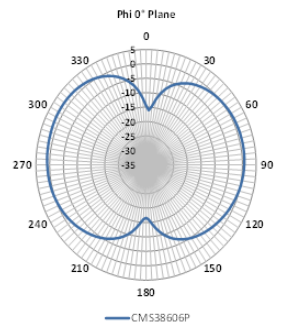
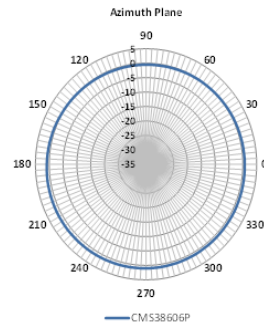
520 MHz



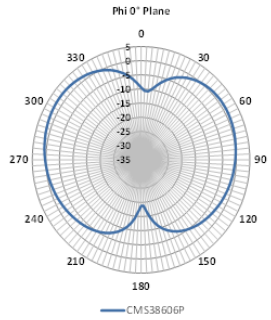
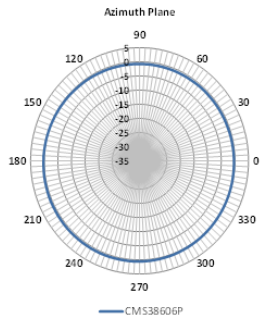
600 MHz



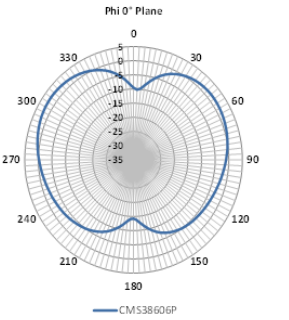
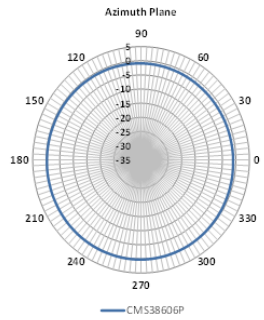
698 MHz



850 MHz

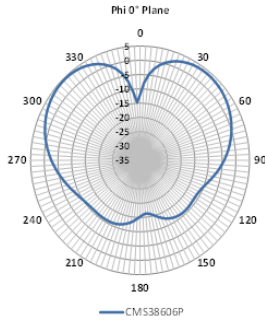
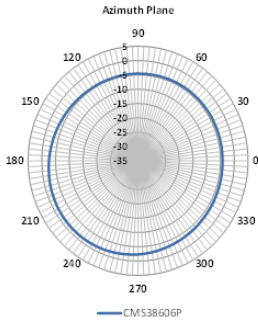


960 MHz

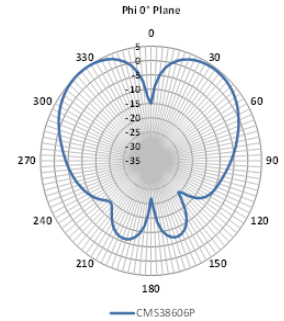
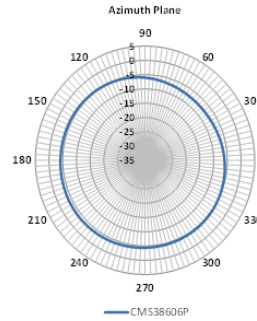


RADIATION PATTERNS

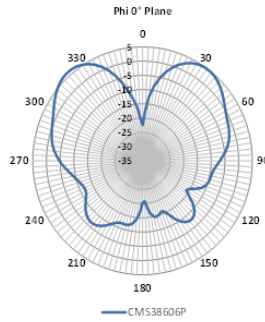
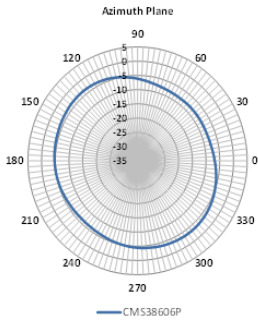
1395 MHz



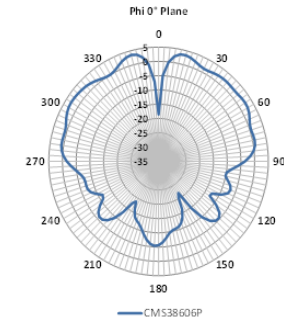
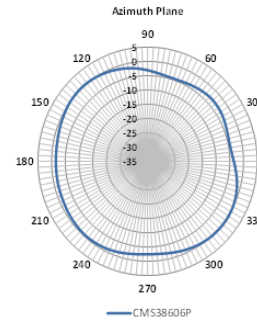
1690 MHz



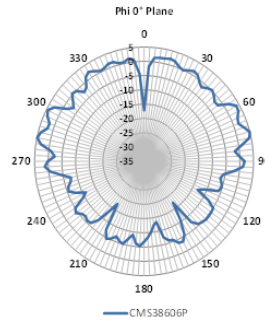
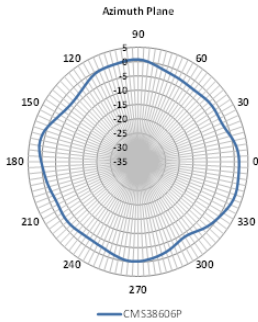
2700 MHz



4300 MHz



5950 MHz



ANT-DS-CMS38606P 0617

Any information furnished by Laird Inc. and its agents is believed to be accurate and reliable. All specifications are subject to change without notice. Responsibility for the use and application of Laird materials rests with the end user, since Laird and its agents cannot be aware of all potential uses. Laird makes no warranties as to the fitness, merchantability or suitability of any Laird materials or products for any specific or general uses. Laird shall not be liable for incidental or consequential damages of any kind. All Laird products are sold pursuant to the Laird Terms and Conditions of sale in effect from time to time, a copy of which will be furnished upon request. © Copyright 2015 Laird Inc. All Rights Reserved. Laird, Laird Technologies, the Laird Logo, and other marks are trade marks or registered trade marks of Laird Inc. or an affiliate company thereof. Other product or service names may be the property of third parties. Nothing herein provides a license under any Laird or any third party intellectual property rights.

X-ON Electronics

Largest Supplier of Electrical and Electronic Components

Click to view similar products for [Antennas](#) category:

Click to view products by [Laird Connectivity](#) manufacturer:

Other Similar products are found below :

[GAN30084EU](#) [930-033-R](#) [GW17.07.0250E](#) [1513563-1](#) [EXE902SM](#) [APAMPG-117](#) [MAF94383](#) [W3908B0100](#) [W6102B0100](#) [YE572113-30RSMM](#) [108-00014-50](#) [66089-2406](#) [SPDA17RP918](#) [A09-F8NF-M](#) [A09-F5NF-M](#) [RGFRA1903041A1T](#) [W3593B0100](#) [W3921B0100](#) [SIMNA-868](#) [SIMNA-915](#) [SIMNA-433](#) [W1044](#) [W1049B090](#) [A75-001](#) [WTL2449CQ1-FRSMM](#) [CPL9C](#) [EXB148BN](#) [0600-00060](#) [TRA9020S3PBN-001](#) [Y4503](#) [GD5W-28P-NF](#) [MA9-7N](#) [GD53-25](#) [GD5W-21P-NF](#) [C37](#) [MAF94051](#) [MA9-5N](#) [EXD420PL](#) [B1322NR](#) [QWFTB120](#) [MAF94271](#) [MAF94300](#) [GPSMB301](#) [FG4403](#) [AO-AGSM-OM54](#) [5200232](#) [MIKROE-2349](#) [WCM.01.0111](#) [MIKROE-2393](#) [MIKROE-2352](#)