



Smart Technology. Delivered.

7x6x2 DCE Die-Cast Enclosure Antennas



IP67 RATED WATERPROOF DIE-CAST ENCLOSURE


The DCE series die cast aluminum enclosures from Laird are designed for extremely long life in outdoor environments. The powder coat paint over aluminum construction offers unsurpassed resistance to corrosion. The pole mount hardware includes heavy galvanized pole clamps and stainless steel U bolts and attachment nuts. The die cast enclosure has extra heavy duty mounting flanges for reliable mounting to poles or surface mounting to walls. The most unique feature is the inclusion of 7 engineered hole knockouts which allow for many different configurations of connectors and feedthru's without the need for drilling holes. The knockouts are easily removed using a flat blade screwdriver and hammer. The enclosures have Qty 4 threaded 1/4" tall standoffs in the base for mounting a user plate (included), which in turn can hold the users electronics. This configuration provides universal mounting which is fully customizable by the user.

FEATURES

- Die cast aluminum with white epoxy powder coat paint
- Qty 7 engineered hole knockouts for many possible configurations. No drilling required!
- Qty 4 0.25" tall threaded standoffs and mounting plate for mounting of electronics inside enclosure
- Pole mount or wall mount
- IP67 rated for long term weatherproofing
- Fits common WiFi radio boards

MARKETS

- Wireless base stations
- Wireless client radios
- Direct burial equipment
- Repeater systems
- 802.11 a/b/g wireless systems
- Fiber-optic junction box



Americas: +1.847.839.6907
IAS-AmericasEastSales@lairdtech.com

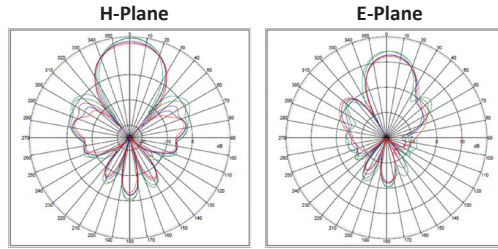
Europe: +44.1628.858941
IAS-EUSales@lairdtech.com

Asia: +86.21.5855.0827.127
IAS-AsiaSales@lairdtech.com

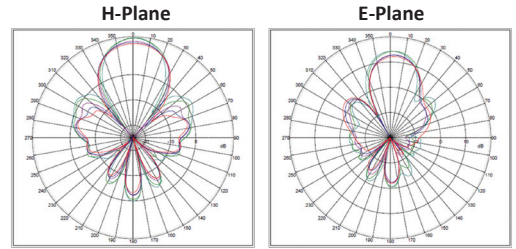
www.lairdtech.com

ANTENNA PATTERNS

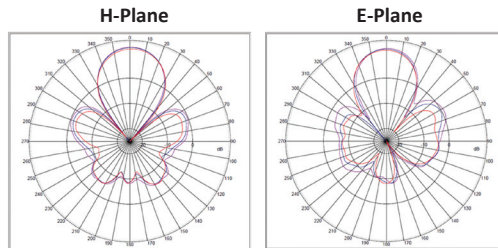
2300-2700 MHz



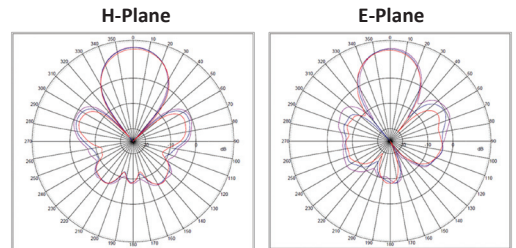
2400-2500 MHz



3300-3800 MHz

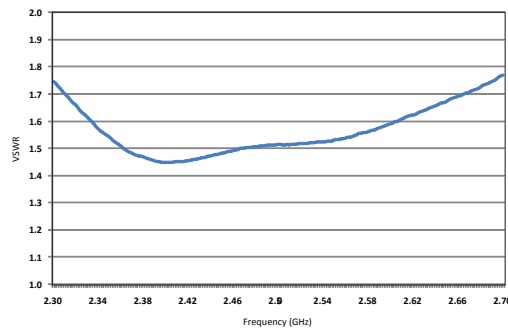


5150-5850 MHz

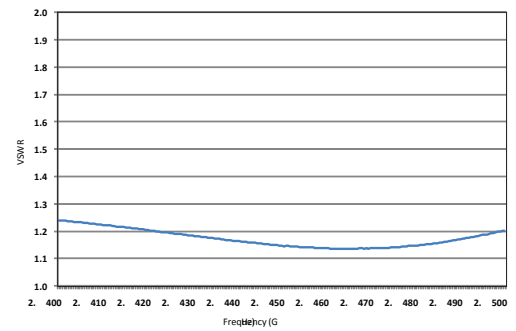


VSWR GRAPHS

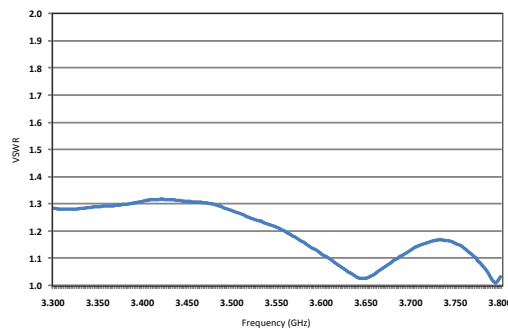
2300-2700 MHz



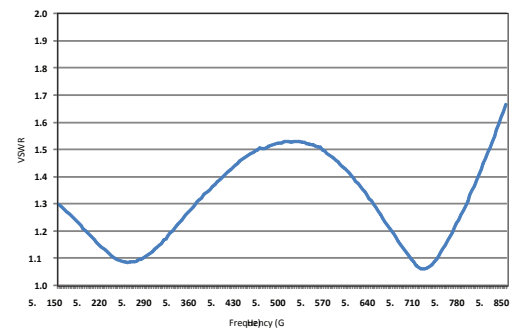
2400-2500 MHz



3300-3800 MHz



5150-5850 MHz





Smart Technology. Delivered.

7x6x2 DCE Die-Cast Enclosure Antennas

SPECIFICATIONS	2300-2700	2400-2500	3300-3800	4940-5850	2400-2485/ 5150-5850
Gain (integrated antenna)	14 dBi	12 dBi	16 dBi	18 dBi	12 / 15 dBi
VSWR (integrated antenna)	1.8:1	1.5:1	1.7:1	1.7:1	1.5:1
Impedance	50 OHM				
Input Power	100 W				
Wind Survivability	150 mph				
Weight (die-cast enclosure)	40 oz (1.13kg)				
Dimensions (inside)	7.125" x 6.125" x 2" (181 x 156 x 51mm) 10"				
Dimensions (outside)	x 7.1" x 2.25" (254 x 180 x 57 mm)				
Radome	ASA				
Operational Temperature	-30°C to +75°C				
Mount Style	Wall / Mast / Tilt				

COMPLETE UNITS

DCE-7x6x2	Die Cast Enclosure (No Antenna)
DCE-H-7x6x2	Die Cast Enclosure w/ Hinged Die Cast Door (No Antenna)
DCE-ANT2314-xxxx	Die Cast Enclosure w/ 2300-2700MHz, 14dBi Antenna Integrated Into
DCE-ANT2412-xxxx	Hinged Door Die Cast Enclosure w/ 2400-2500MHz, 12dBi Antenna
DCE-ANT3516-xxxx	Integrated Into Hinged Door Die Cast Enclosure w/ 3300-3800MHz, 16dBi
DCE-ANT5819-xxxx	Antenna Integrated Into Hinged Door Die Cast Enclosure w/
DCE-ANT2451-xxxx	4940-5850MHz, 19dBi Antenna Integrated Into Hinged Door Die Cast
	Enclosure w/ Dual-Band 2400-2485MHz/5150-5850MHz,
	12dBi/16dBi Antenna Integrated Into Hinged Door

(xxxx = connector type - MC, MMCX, RMMCX, RSMA, RTNC, SSMB, and UFL)

ACCESSORIES FOR DCE-7x6x2

DCE-HC-ASSY	Hinged Die Cast Door for DCE-7x6x2
DCE-ANT2314-ASSY	Hinged ASA Door w/2300-2700MHz, 14dBi
DCE-ANT2412-ASSY	Antenna Hinged ASA Door w/2400-2500MHz,
DCE-ANT3516-ASSY	12dBi Antenna Hinged ASA Door
DCE-ANT5819-ASSY	w/3300-3800MHz, 16dBi Antenna Hinged ASA
DCE-ANT2451-ASSY	Door w/4940-5850MHz, 19dBi Antenna
	Hinged ASA Door w/Dual-Band 2400-2485MHz/5150-5850MHz, 12dBi/16dBi Antenna

NOTES

- All shipments F.O.B. Schaumburg, IL 60173

Americas: +1.847.839.6907
IAS-AmericasEastSales@lairdtech.com

Europe: +44.1628.858941
IAS-EUSales@lairdtech.com

Asia: +86.21.5855.0827.127
IAS-AsiaSales@lairdtech.com

www.lairdtech.com

ANT-DS-7x6x2-DCE 0115

Any information furnished by Laird Inc. and its agents is believed to be accurate and reliable. All specifications are subject to change without notice. Responsibility for the use and application of Laird materials rests with the end user, since Laird and its agents cannot be aware of all potential uses. Laird makes no warranties as to the fitness, merchantability or suitability of any Laird materials or products for any specific or general uses. Laird shall not be liable for incidental or consequential damages of any kind. All Laird products are sold pursuant to the Laird Terms and Conditions of sale in effect from time to time, a copy of which will be furnished upon request. © Copyright 2015 Laird Inc. All Rights Reserved. Laird, Laird Technologies, the Laird Logo, and other marks are trademarks or registered trademarks of Laird Inc. or an affiliate company thereof. Other product or service names may be the property of third parties. Nothing herein provides a license under any Laird or any third party intellectual property rights.

X-ON Electronics

Largest Supplier of Electrical and Electronic Components

Click to view similar products for [Antennas](#) category:

Click to view products by [Laird Connectivity](#) manufacturer:

Other Similar products are found below :

[CCT FM1](#) [ABFT](#) [AD-NM-SMAF 001-0021](#) [CTC110](#) [MAF94149](#) [EXE902SF](#) [MMCX-SMA-100](#) [PDQ24496-91NF](#) [GAN30084EU](#) [930-033-R](#) [A08-HABUF-P5I](#) [AAF95035](#) [DG-ANT-20DP-BG-B](#) [APAMPGJ-141](#) [1513563-1](#) [OF86315-FNF](#) [OP24516DS-91NM](#) [A09-HASM-7](#) [EXE902MD](#) [EXE902SM](#) [SPDA17806/2170LAR](#) [APAMPG-117](#) [GPS1575SP26-004](#) [GPS15MGSMA](#) [CMD69273P-30NF](#) [CMQ69273-30NF](#) [RD2458-5-OTDR-NM](#) [RD2458-5-RSMA](#) [TRAB24/49003](#) [W4120ER5000](#) [W6102B0100](#) [YE572113-30RSMM](#) [108-00014-50](#) [SPDA17RP918](#) [OP24516SX-91NM](#) [OP24516SX-91RSMM](#) [CMQ69273P-30NF](#) [CMS69273-30NF](#) [CMS69273P-30NF](#) [TRAB24003N](#) [TRAB24003NP](#) [TRAB8213NP](#) [TRAB8903](#) [A09-Y8NF](#) [A09-Y11NF](#) [A09-HSM-7](#) [A09-F8NF-M](#) [A09-F5NF-M](#)