



5150 TO 5850 MHz GRID DISH PARABOLIC ANTENNA

The 5 GHz parabolic grid directional antennas offered by Laird utilize a unique patented parabolic grid design with compact high performance feed. The antennas are constructed of welded steel wires which are galvanized and then powder coat painted with a light gray epoxy paint. The wire grid semi-parabolic design offers unsurpassed low wind loading while maintaining good RF performance. The compact low visual impact attractive styling blends well in almost any application. Mounting is simplified with the Laird bracket system made of galvanized steel with stainless steel hardware. The antenna comes with a bulkhead N female connector standard.

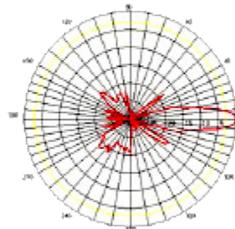
FEATURES

- 22 dBi , 26 dBi, and 29 dBi models available
- Rugged and weatherproof
- Ultra low wind loading and low visual impact
- Vertical or horizontal polarization
- Type N female connector
- Super HD bracket models available for greater stability

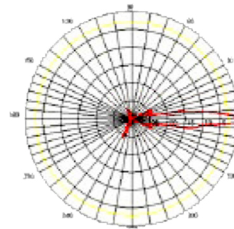
MARKETS

- 5 GHz wireless LAN applications
- Point-to-point backhaul
- WiMAX

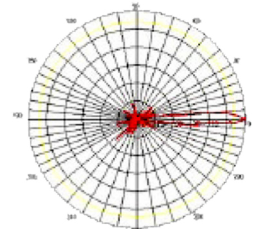
ANTENNA PATTERNS



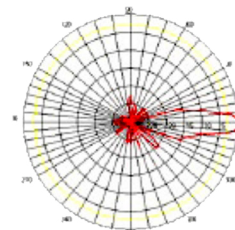
GD58-22 HPOL



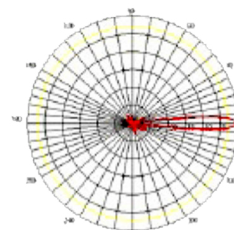
GD58-26 HPOL



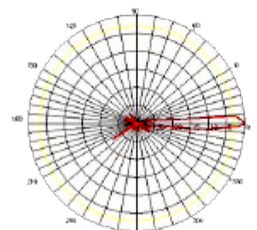
GD58-29 HPOL



GD58-22 VPOL



GD58-26 VPOL



GD58-29 VPOL

Americas: +1.847 839.6907
 IAS-AmericasEastSales@lairdtech.com

Europe: +44.1628.858941
 IAS-EUSales@lairdtech.com


Asia: +86.21.5855.0827.127
 IAS-AsiaSales@lairdtech.com

www.lairdtech.com



Smart Technology. Delivered.

Grid Dish Parabolic Antenna GD5x



SPECIFICATIONS

PARAMETER	GD5x-21	GD58-22	GD5x-25	GD58-26	GD5x-28	GD58-29
Frequency range	GD57-21 5470-5725 MHz GD53-21 5150-5350 MHz	5725-5850 MHz	GD57-25 5470-5725 MHz GD53-25 5150-5350 MHz	5725-5850 MHz	GD57-28 5470-5725 MHz GD53-28 5150-5350 MHz	5725-5850 MHz
Gain	21 dBi	22 dBi	25 dBi	26 dBi	28 dBi	29 dBi
Horizontal beamwidth	10°		6°		4°	
Vertical beamwidth	11°		6°		6°	
Front to back	25 dB		30 dB		25 dB	
VSWR	1.5:1		1.5:1		1.5:1	
Impedance	50 ohm		50 ohm		50 ohm	
Input power	100 watts		100 watts		100 watts	
Operating temperature	-40° to +70°C		-40° to +70°C		-40° to +70°C	
Pole size	1 to 2 in (25 to 50 mm)		1 to 2 in (25 to 50 mm)		1 to 2 in (25 to 50 mm)	
Weight	3 lbs (1.4 kg)		6 lbs (2.7 kg)		11 lbs (5 kg)	
Dimension (W x L)	11.8 x 15.7 in (300 x 400)		16.8 x 24 in (427 x 610)		28.5 x 36 in (724 x 914)	
Bracket tilt	mm)+/- 45°		mm)+/- 45°		mm)+/- 45°	

WIND LOADING (LBS.)

MODEL	100 MPH	125 MPH	100 MPH WITH ½ IN RADIAL ICE
GD58-22	10 lbs	15.6 lbs	48 lbs
GD58-26	20 lbs	31 lbs	99 lbs
GD58-29	41 lbs	64 lbs	257 lbs

SYSTEM ORDERING

GD58-22	5.7-5.8 GHz 22 dBi directional antenna	GD57-28	5.4-5.7 GHz 28 dBi directional antenna *
GD58-26	5.7-5.8 GHz 26 dBi directional antenna *	GD53-21	5.1-5.3 GHz 21 dBi directional antenna
GD58-29	5.7-5.8 GHz 29 dBi directional antenna *	GD53-25	5.1-5.3 GHz 25 dBi directional antenna *
GD57-21	5.4-5.7 GHz 21 dBi directional antenna	GD53-28	5.1-5.3 GHz 28 dBi directional antenna *
GD57-25	5.4-5.7 GHz 25 dBi directional antenna *		

NOTES

- All shipments F.O.B. Schaumburg, IL 60173

* Super HD bracket system now available for large and medium grid. Add "HD" as prefix to part number
Example: HDGD58-29

Americas: +1.847.839.6907
IAS-AmericasEastSales@lairdtech.com

Europe: +44.1628.858941
IAS-EUSales@lairdtech.com

Asia: +86.21.5855.0827.127
IAS-AsiaSales@lairdtech.com

www.lairdtech.com

ANT-DS-GD5x 0115

Any information furnished by Laird Inc. and its agents is believed to be accurate and reliable. All specifications are subject to change without notice. Responsibility for the use and application of Laird materials rests with the end user, since Laird and its agents cannot be aware of all potential uses. Laird makes no warranties as to the fitness, merchantability or suitability of any Laird materials or products for any specific or general uses. Laird shall not be liable for incidental or consequential damages of any kind. All Laird products are sold pursuant to the Laird Terms and Conditions of sale in effect from time to time, a copy of which will be furnished upon request. © Copyright 2015 Laird Inc. All Rights Reserved. Laird, Laird Technologies, the Laird Logo, and other marks are trade marks or registered trade marks of Laird Inc. or an affiliate company thereof. Other product or service names may be the property of third parties. Nothing herein provides a license under any Laird or any third party intellectual property rights.

X-ON Electronics

Largest Supplier of Electrical and Electronic Components

Click to view similar products for [Antennas](#) category:

Click to view products by [Laird Connectivity](#) manufacturer:

Other Similar products are found below :

[GAN30084EU](#) [930-033-R](#) [GW17.07.0250E](#) [1513563-1](#) [EXE902SM](#) [APAMPG-117](#) [MAF94383](#) [W3908B0100](#) [W6102B0100](#) [YE572113-30RSMM](#) [108-00014-50](#) [66089-2406](#) [SPDA17RP918](#) [A09-F8NF-M](#) [A09-F5NF-M](#) [RGFRA1903041A1T](#) [W3593B0100](#) [W3921B0100](#) [SIMNA-868](#) [SIMNA-915](#) [SIMNA-433](#) [W1044](#) [W1049B090](#) [A75-001](#) [WTL2449CQ1-FRSMM](#) [CPL9C](#) [EXB148BN](#) [0600-00060](#) [TRA9020S3PBN-001](#) [Y4503](#) [GD5W-28P-NF](#) [MA9-7N](#) [GD53-25](#) [GD5W-21P-NF](#) [C37](#) [MAF94051](#) [MA9-5N](#) [EXD420PL](#) [B1322NR](#) [QWFTB120](#) [MAF94271](#) [MAF94300](#) [GPSMB301](#) [FG4403](#) [AO-AGSM-OM54](#) [5200232](#) [MIKROE-2349](#) [WCM.01.0111](#) [MIKROE-2393](#) [MIKROE-2352](#)