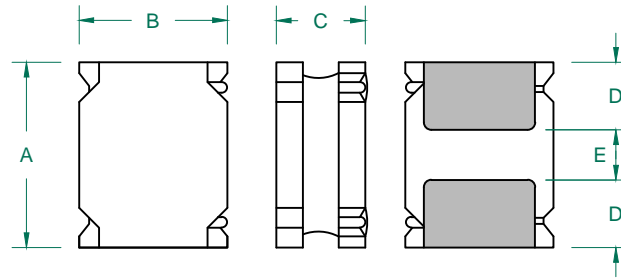


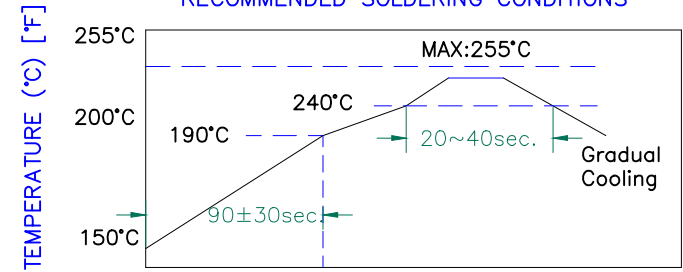
TYS252012L1R0N-10

PHYSICAL DIMENSIONS:

A	2.50	±	0.20
B	2.00	±	0.20
C	1.20	+ -	0.20 0.30
D	0.80	±	0.20
E	0.80	±	0.20



RECOMMENDED SOLDERING CONDITIONS

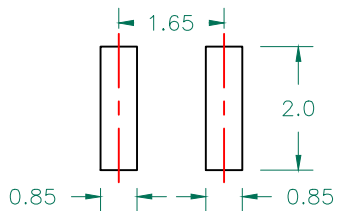


ELECTRICAL SPECIFICATION

	Min	Typ	Max
INDUCTANCE (uH) L @ 100KHz/1V ±30%	0.70	1.00	1.30
DCR (Ω)			0.083
Saturation Current(A)		2.90	2.59

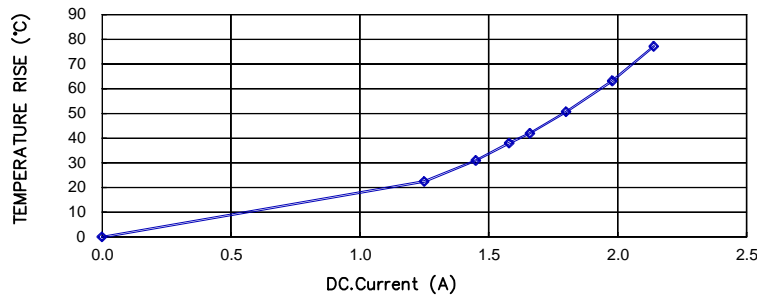
SRF (MHz)	110
Temperature Rise Current (A)	1.93

LAND PATTERNS FOR REFLOW SOLDERING

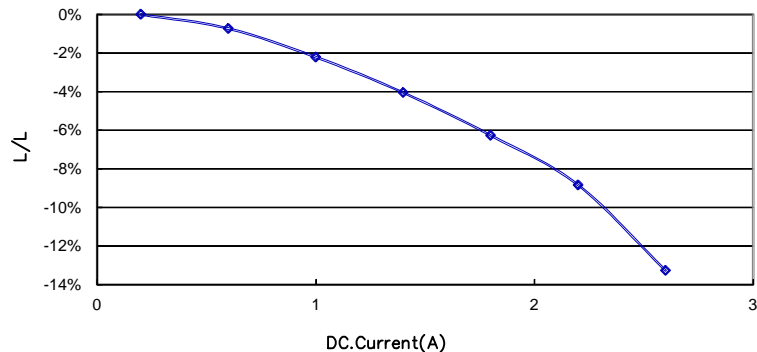


RoHS

CHARACTERISTICS OF TEMPERATURE RISE



CURRENT VS INDUCTANCE DROP IN RATES



NOTES: UNLESS OTHERWISE SPECIFIED

- OPERATING TEMPERATURE RANGE: -40°C TO +125°C (INCLUDING SELF-HEATING) .
- STORAGE TEMPERATURE RANGE (PACKAGING CONDITIONS): -10°C TO +40°C AND RH 70% (MAX.)
- UNLESS OTHERWISE SPECIFIED, THE STANDARD ATMOSPHERIC CONDITIONS FOR MEASUREMENT/TEST AS:
 - AMBIENT TEMPERATURE: 20±15°C.
 - RELATIVE HUMIDITY: 65%±20%.
- DEFINITION OF SATURATION CURRENT (ISAT): DC CURRENT AT WHICH THE INDUCTANCE DROPS ≤30% FROM ITS VALUE WITHOUT CURRENT.
- DEFINITION OF TEMPERATURE RISE CURRENT (IRMS): DC CURRENT THAT CAUSES THE TEMPERATURE RISE (ΔT ≤40°C) FROM 20°C AMBIENT.

DIMENSIONS ARE IN mm .				This print is the property of Laird Tech. and is loaned in confidence subject to return upon request and with the understanding that no copies shall be made without the written consent of Laird Tech. All rights to design or invention are reserved.		Laird	
PROJECT/PART NUMBER:				REV	PART TYPE:	DRAWN BY:	
C	CHANGE DIMENSIONS: A/B/C/D/E	01/16/18	QIU	C	POWER INDUCTOR	QIU	
B	CHANGE TEMP. FROM -25°C~+125°C	12/26/12	QIU	DATE:	07/06/12	SCALE:	NTS
A	ORIGINAL DRAFT	07/06/12	QIU	CAD #		TOOL #	
REV	DESCRIPTION	DATE	INT	TYS252012L1R0N-10-C			SHEET: 1 of 1

X-ON Electronics

Largest Supplier of Electrical and Electronic Components

Click to view similar products for [Fixed Inductors](#) category:

Click to view products by [Laird Connectivity](#) manufacturer:

Other Similar products are found below :

[CR43NP-680KC](#) [CR54NP-820KC](#) [CR54NP-8R5MC](#) [CTX32CT-100](#) [70F224AI](#) [MGDQ4-00004-P](#) [MHL1ECTTP18NJ](#) [PE-51506NL](#) [PE-53601NL](#) [PE-53602NL](#) [PE-53630NL](#) [PE-53824SNLT](#) [PE-92100NL](#) [PG0434.801NLT](#) [PG0936.113NLT](#) [9310-16](#) [PM06-2N7](#) [PM06-39NJ](#) [A01TK](#) [1206CS-471XJ](#) [HC2-2R2TR](#) [HC2LP-R47-R](#) [HC3-2R2-R](#) [1206CS-151XG](#) [RCH664NP-140L](#) [RCH664NP-4R7M](#) [RCH8011NP-221L](#) [RCP1317NP-332L](#) [RCP1317NP-391L](#) [RCR1010NP-470M](#) [RCR110DNP-331L](#) [DH2280-4R7M](#) [DS1608C-106](#) [ASPI-4020HI-R10M-T](#) [B10TJ](#) [B82477P4333M](#) [B82498B3101J000](#) [B82498B3680J000](#) [ELJ-RE27NJF2](#) [1812CS-153XJ](#) [1812CS-183XJ](#) [1812CS-223XJ](#) [1812LS-104XJ](#) [1812LS-105XJ](#) [1812LS-124XJ](#) [1812LS-154XJ](#) [1812LS-223XJ](#) [1812LS-224XJ](#) [1812LS-563XJ](#) [1812LS-683XJ](#)