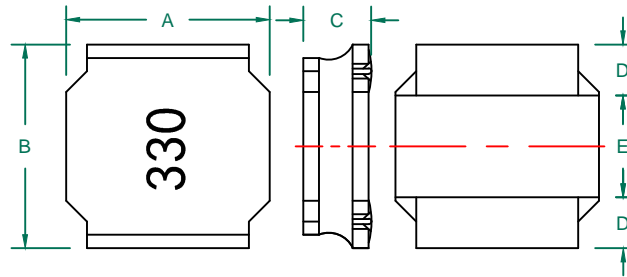


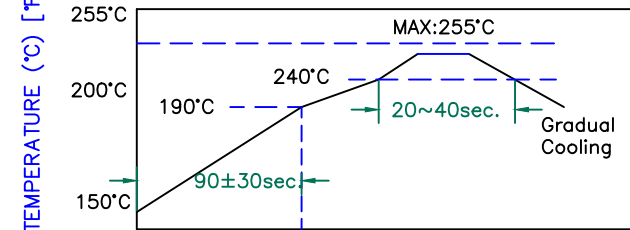
TYS4018330M-10

PHYSICAL DIMENSIONS:

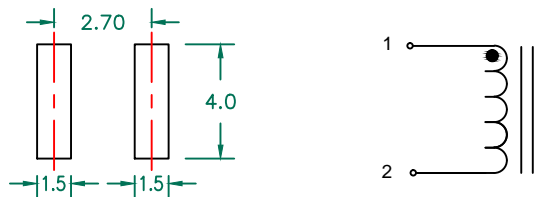
A	4.00	±	0.20
B	4.00	±	0.20
C	1.80	+ / -	0.20 / 0.30
D	1.30	+ / -	0.30
E	1.40	±	0.30



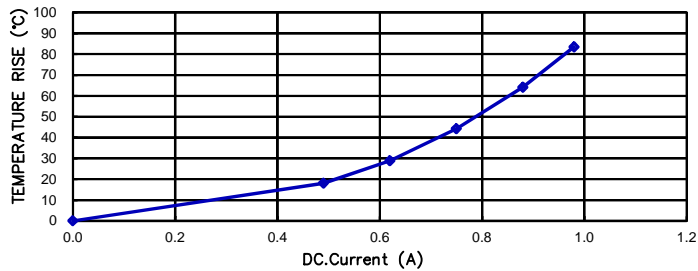
RECOMMENDED SOLDERING CONDITIONS



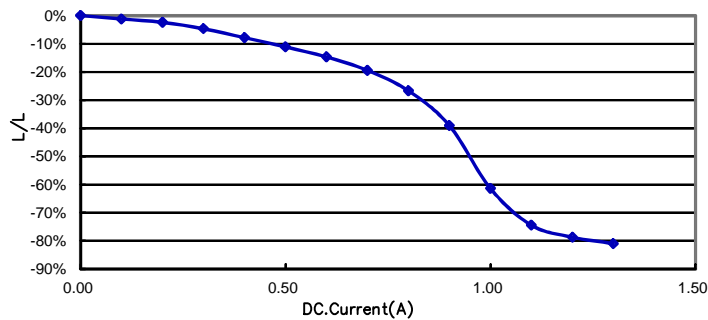
LAND PATTERNS FOR REFLOW SOLDERING



CHARACTERISTICS OF TEMPERATURE RISE



CURRENT VS INDUCTANCE DROP IN RATES



ELECTRICAL SPECIFICATION

	Min	Nom	Max
INDUCTANCE (uH)			
L @ 100 KHz/1V ± 20%	26.4	33.0	39.6
DCR (Ω)		0.530	0.689

Saturation Current(A)	0.65
SRF (MHz)	12
Temperature Rise Current (A)	0.49

ROHS

NOTES:

1. OPERATION TEMPERATURE RANGE: -40°C~+125°C (INCLUDING SELF-HEATING).
2. STORAGE TEMPERATURE RANGE (PACKAGING CONDITIONS): -10°C TO +40°C AND RH 70% (MAX.)
3. UNLESS OTHERWISE SPECIFIED, THE STANDARD ATMOSPHERIC CONDITIONS FOR MEASUREMENT/TEST AS:
 - A. AMBIENT TEMPERATURE: 20±15°C.
 - B. RELATIVE HUMIDITY: 65%±20%.
4. SATURATION CURRENT IS THE DC CURRENT AT WHICH THE INDUCTANCE DROPS OFF APPROXIMATELY 30% FROM ITS VALUE WITHOUT CURRENT.(AMBIENT TEMPERATURE 25±5°C)
5. TEMPERATURE RISE CURRENT (IRMS):
DC CURRENT THAT CAUSES THE TEMPERATURE RISE (ΔT ≤40°C) FROM 25°C AMBIENT.

DIMENSIONS ARE IN mm .				This print is the property of Laird Tech. and is loaned in confidence subject to return upon request and with the understanding that no copies shall be made without the written consent of Laird Tech. All rights to design or invention are reserved.				
				Laird				
				PROJECT/PART NUMBER:		REV	PART TYPE:	DRAWN BY:
C	CHANGE DIMENSIONS: C/D/E	07/28/16	QIU	TYS4018330M-10		C	POWER INDUCTOR	QIU
B	CHANGE TEMP FROM -25°C~+125°C	12/19/12	QIU	DATE:	05/07/12	SCALE:	NTS	SHEET:
A	ORIGINAL DRAFT	05/07/12	QIU	CAD #	TYS4018330M-10-C	TOOL #	-	1 of 1
REV	DESCRIPTION	DATE	INT					

X-ON Electronics

Largest Supplier of Electrical and Electronic Components

Click to view similar products for [Fixed Inductors](#) category:

Click to view products by [Laird Connectivity](#) manufacturer:

Other Similar products are found below :

[CR43NP-680KC](#) [CR54NP-820KC](#) [CR54NP-8R5MC](#) [CTX32CT-100](#) [70F224AI](#) [MGDQ4-00004-P](#) [MHL1ECTTP18NJ](#) [MHL1JCTTD12NJ](#)
[PE-51506NL](#) [PE-53601NL](#) [PE-53602NL](#) [PE-53630NL](#) [PE-53824SNLT](#) [PE-92100NL](#) [PG0434.801NLT](#) [PG0936.113NLT](#) [9310-16](#) [PM06-2N7](#) [PM06-39NJ](#) [A01TK](#) [1206CS-471XJ](#) [HC2-2R2TR](#) [HC2LP-R47-R](#) [HC3-2R2-R](#) [1206CS-151XG](#) [RCH664NP-140L](#) [RCH664NP-4R7M](#)
[RCH8011NP-221L](#) [RCP1317NP-332L](#) [RCP1317NP-391L](#) [RCR1010NP-470M](#) [RCR110DNP-331L](#) [DH2280-4R7M](#) [DS1608C-106](#) [ASPI-4020HI-R10M-T](#) [B10TJ](#) [B82477P4333M](#) [B82498B3101J000](#) [B82498B3680J000](#) [ELJ-RE27NJF2](#) [1812CS-153XJ](#) [1812CS-183XJ](#) [1812CS-223XJ](#) [1812LS-104XJ](#) [1812LS-105XJ](#) [1812LS-124XJ](#) [1812LS-154XJ](#) [1812LS-223XJ](#) [1812LS-224XJ](#) [1812LS-563XJ](#)