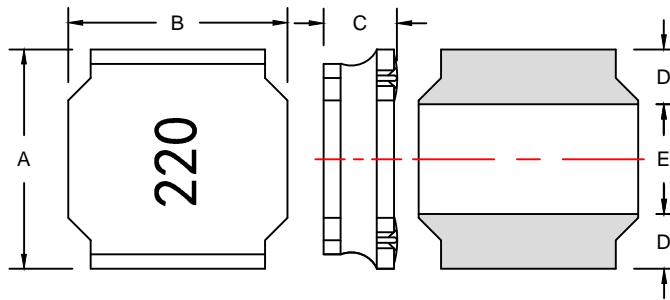


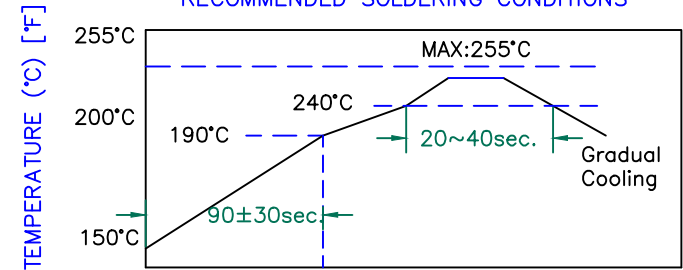
# TYS4030220M-10

## PHYSICAL DIMENSIONS:

A	4.00	±	0.20
B	4.00	±	0.20
C	3.00		MAX.
D	1.30	±	0.30
E	1.40	±	0.30



## RECOMMENDED SOLDERING CONDITIONS

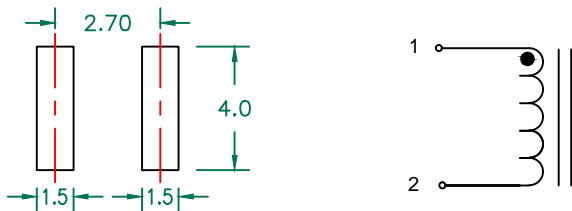


## ELECTRICAL SPECIFICATION

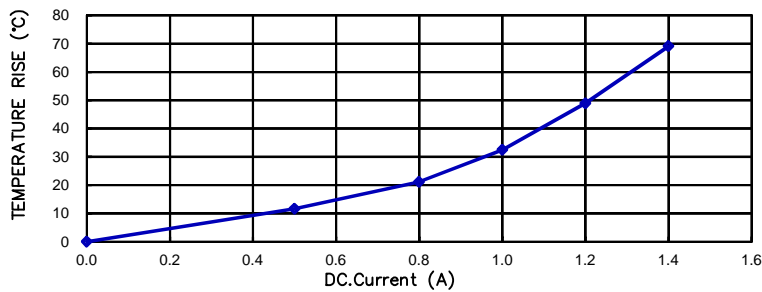
	Min	Nom	Max
INDUCTANCE (uH) L @ 100 KHz/1V ±20%	17.6	22.0	26.4
DCR (Ω)		0.225	0.2925

Saturation Current(A)	1.30	Max.
SRF (MHz)	10	Ref.
Temperature Rise Current (A)	1.00	Max.

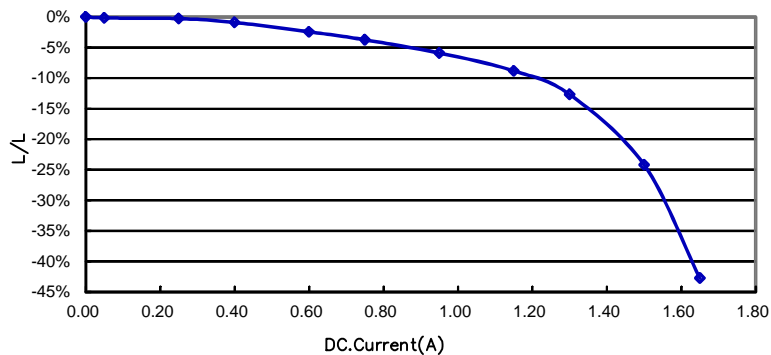
## LAND PATTERNS FOR REFLOW SOLDERING



## CHARACTERISTICS OF TEMPERATURE RISE



## CURRENT VS INDUCTANCE DROP IN RATES



RoHS

## NOTES:

- OPERATION TEMPERATURE RANGE: -40°C~+125°C (INCLUDING SELF-HEATING).
- STORAGE TEMPERATURE RANGE (PACKAGING CONDITIONS): -10°C TO +40°C AND RH 70% (MAX.)
- UNLESS OTHERWISE SPECIFIED, THE STANDARD ATMOSPHERIC CONDITIONS FOR MEASUREMENT/TEST AS:  
A. AMBIENT TEMPERATURE: 20±15°C.  
B. RELATIVE HUMIDITY: 65%±20%.
- SATURATION CURRENT IS THE DC CURRENT AT WHICH THE INDUCTANCE DROPS OFF APPROXIMATELY 30% FROM ITS VALUE WITHOUT CURRENT.(AMBIENT TEMPERATURE 25±5°C)
- TEMPERATURE RISE CURRENT (IRMS):  
DC CURRENT THAT CAUSES THE TEMPERATURE RISE ( $\Delta T \leq 40^\circ C$ ) FROM 25°C AMBIENT.

DIMENSIONS ARE IN mm .				This print is the property of Laird Tech. and is loaned in confidence subject to return upon request and with the understanding that no copies shall be made without the written consent of Laird Tech. All rights to design or invention are reserved.		<b>Laird</b>					
D	CHANGE DIMENSIONS: D/E	07/28/16	QIU	PROJECT/PART NUMBER:	TYS4030220M-10	REV	D	PART TYPE:	POWER INDUCTOR	DRAWN BY:	QIU
C	MODIFY "D,E"	4/21/16	QIU	DATE:	09/06/12	SCALE:	NTS	SHEET:			
B	CHANGE LOGO	08/06/15	QIU	CAD #		TOOL #	-				
A	ORIGINAL DRAFT	08/07/12	QIU								
REV	DESCRIPTION	DATE	INT	TYS4030220M-10-D							1 of 1

## X-ON Electronics

Largest Supplier of Electrical and Electronic Components

*Click to view similar products for [Fixed Inductors](#) category:*

*Click to view products by [Laird Connectivity](#) manufacturer:*

Other Similar products are found below :

[CR43NP-680KC](#) [CR54NP-820KC](#) [CR54NP-8R5MC](#) [CTX32CT-100](#) [70F224AI](#) [MGDQ4-00004-P](#) [MHL1ECTTP18NJ](#) [MHL1JCTTD12NJ](#)  
[PE-51506NL](#) [PE-53601NL](#) [PE-53602NL](#) [PE-53630NL](#) [PE-53824SNLT](#) [PE-92100NL](#) [PG0434.801NLT](#) [PG0936.113NLT](#) [9310-16](#) [PM06-2N7](#) [PM06-39NJ](#) [A01TK](#) [1206CS-471XJ](#) [HC2-2R2TR](#) [HC2LP-R47-R](#) [HC3-2R2-R](#) [1206CS-151XG](#) [RCH664NP-140L](#) [RCH664NP-4R7M](#)  
[RCH8011NP-221L](#) [RCP1317NP-332L](#) [RCP1317NP-391L](#) [RCR1010NP-470M](#) [RCR110DNP-331L](#) [DH2280-4R7M](#) [DS1608C-106](#) [ASPI-4020HI-R10M-T](#) [B10TJ](#) [B82477P4333M](#) [B82498B3101J000](#) [B82498B3680J000](#) [ELJ-RE27NJF2](#) [1812CS-153XJ](#) [1812CS-183XJ](#) [1812CS-223XJ](#) [1812LS-104XJ](#) [1812LS-105XJ](#) [1812LS-124XJ](#) [1812LS-154XJ](#) [1812LS-223XJ](#) [1812LS-224XJ](#) [1812LS-563XJ](#)