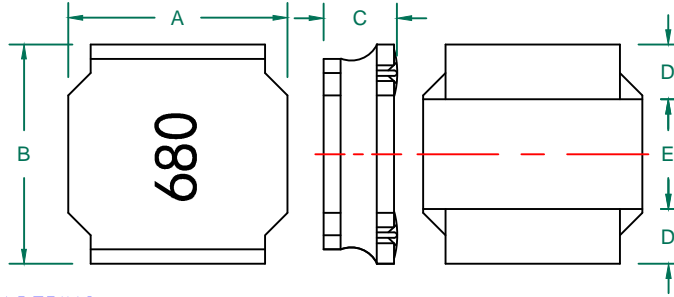


# TYS6045680M-10

## PHYSICAL DIMENSIONS:

A	6.00	±	0.30
B	6.00	±	0.30
C	4.50	+ -	0.20 0.30
D	1.80	±	0.30
E	2.40	±	0.30



## RECOMMENDED SOLDERING CONDITIONS

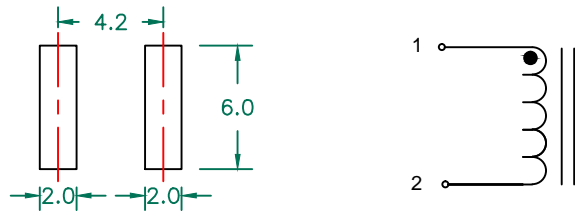


## ELECTRICAL SPECIFICATION

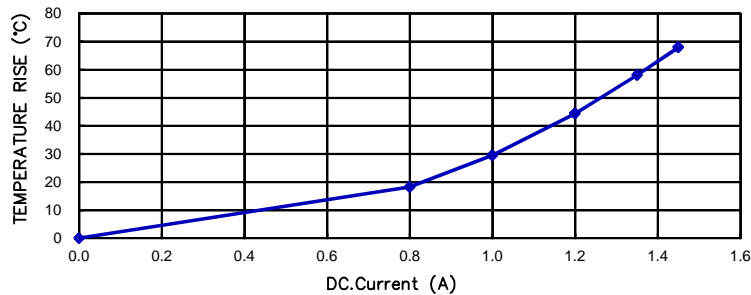
	Min	Nom	Max
INDUCTANCE (uH) L @ 100 KHz/1V ±20%	54.4	68.0	81.6
DCR (Ω)		0.289	0.3757

Saturation Current(A)	1.20
SRF (MHz)	6.4
Temperature Rise Current (A)	1.00

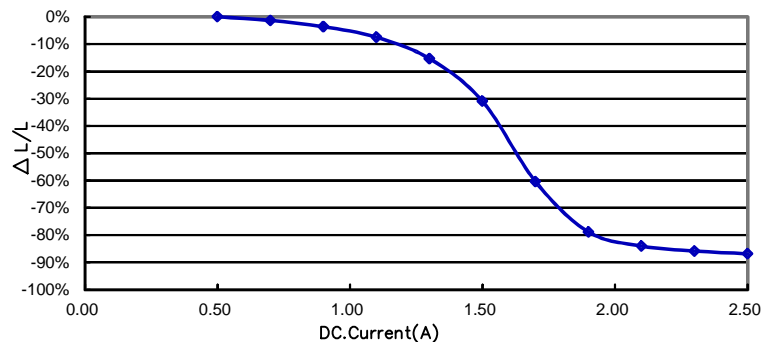
## LAND PATTERNS FOR REFLOW SOLDERING



## CHARACTERISTICS OF TEMPERATURE RISE



## CURRENT VS INDUCTANCE DROP IN RATES



## NOTES:

- OPERATION TEMPERATURE RANGE: -40°C~+125°C (INCLUDING SELF-HEATING).
- STORAGE TEMPERATURE RANGE (PACKAGING CONDITIONS): -10°C TO +40°C AND RH 70% (MAX.)
- UNLESS OTHERWISE SPECIFIED, THE STANDARD ATMOSPHERIC CONDITIONS FOR MEASUREMENT/TEST AS:  
A. AMBIENT TEMPERATURE: 20±15°C.  
B. RELATIVE HUMIDITY: 65%±20%.
- SATURATION CURRENT IS THE DC CURRENT AT WHICH THE INDUCTANCE DROPS OFF APPROXIMATELY 30% FROM ITS VALUE WITHOUT CURRENT.(AMBIENT TEMPERATURE 25±5°C)
- TEMPERATURE RISE CURRENT (IRMS):  
DC CURRENT THAT CAUSES THE TEMPERATURE RISE (ΔT ≤40°C) FROM 25°C AMBIENT.

DIMENSIONS ARE IN mm .				This print is the property of Laird Tech. and is loaned in confidence subject to return upon request and with the understanding that no copies shall be made without the written consent of Laird Tech. All rights to design or invention are reserved.			
PROJECT/PART NUMBER:				TYS6045680M-10			
REV C				PART TYPE: POWER INDUCTOR		DRAWN BY: QIU	
CHANGE DIMENSIONS C/D/E		08/18/16	QIU	DATE: 05/08/12		SCALE: NTS	
CHANGE TEMP FROM -25°C~+125°C		12/24/12	QIU	CAD #		TOOL #	
ORIGINAL DRAFT		05/08/12	QIU	TYS6045680M-10-C		SHEET: 1 of 1	
DESCRIPTION		DATE	INT				

## X-ON Electronics

Largest Supplier of Electrical and Electronic Components

*Click to view similar products for [Fixed Inductors](#) category:*

*Click to view products by [Laird Connectivity](#) manufacturer:*

Other Similar products are found below :

[CR43NP-680KC](#) [CR54NP-820KC](#) [CR54NP-8R5MC](#) [CTX32CT-100](#) [70F224AI](#) [MGDQ4-00004-P](#) [MHL1ECTTP18NJ](#) [MHL1JCTTD12NJ](#)  
[PE-51506NL](#) [PE-53601NL](#) [PE-53602NL](#) [PE-53630NL](#) [PE-53824SNLT](#) [PE-92100NL](#) [PG0434.801NLT](#) [PG0936.113NLT](#) [9310-16](#) [PM06-2N7](#) [PM06-39NJ](#) [A01TK](#) [1206CS-471XJ](#) [HC2-2R2TR](#) [HC2LP-R47-R](#) [HC3-2R2-R](#) [1206CS-151XG](#) [RCH664NP-140L](#) [RCH664NP-4R7M](#)  
[RCH8011NP-221L](#) [RCP1317NP-332L](#) [RCP1317NP-391L](#) [RCR1010NP-470M](#) [RCR110DNP-331L](#) [DH2280-4R7M](#) [DS1608C-106](#) [ASPI-4020HI-R10M-T](#) [B10TJ](#) [B82477P4333M](#) [B82498B3101J000](#) [B82498B3680J000](#) [ELJ-RE27NJF2](#) [1812CS-153XJ](#) [1812CS-183XJ](#) [1812CS-223XJ](#) [1812LS-104XJ](#) [1812LS-105XJ](#) [1812LS-124XJ](#) [1812LS-154XJ](#) [1812LS-223XJ](#) [1812LS-224XJ](#) [1812LS-563XJ](#)