



Mid-Performance Gap Filler with 3 W/mK

Tflex™ HR600 is a cost-effective and compliant gap filler thermal interface material with excellent thermal performance and great handling for mass-production applications.

The low modulus interface pad conforms to component topography, resulting in little stress on the components, mating chassis or parts. The softness relieves mechanical stress from high stack-up tolerance and absorbs shock, resulting in improved device reliability. Tflex HR600's recovery properties for applications requiring material rework result in continued mechanical integrity even after device rework and re-assembly.

Tflex HR600 is naturally tacky on both sides and requires no additional adhesive coating to inhibit thermal performance. The tack is designed to hold the pad in place during assembly and component transport.

Tflex HR600 is electrically insulating, stable from -45°C thru 200°C, and meets UL 94V0 flame rating.

Features and Benefits

- Thermal conductivity 3 W/mK
- Soft and compliant
- Available in thicknesses from 0.010" thru 0.200" (0.25mm thru 5.0mm)
- Naturally tacky for adhesion during assembly and transport

Applications

- Cooling components to chassis, frame, or other mating components
- Memory modules
- Home and small office network equipment
- Mass storage devices
- Automotive electronics
- Telecommunication hardware
- Radios
- LED solid state lighting
- Power electronics
- LCD and PDP flat panel TV
- Set top boxes
- Audio and video components
- IT infrastructure
- GPS navigation and other portable devices

global solutions: local support.™

Americas: +1.800.843.4556

Europe: +49.8031.2460.0

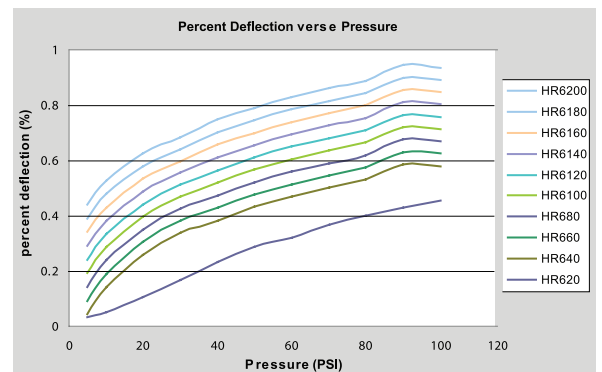
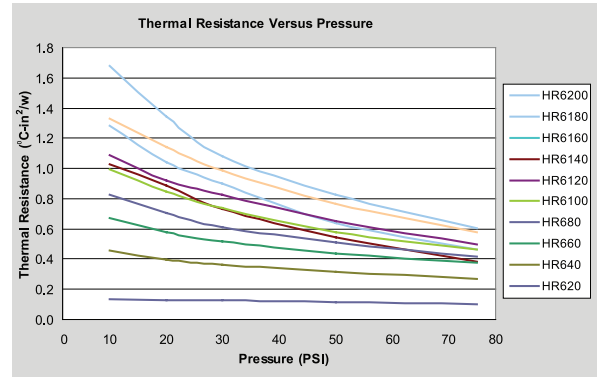
Asia: +86.755.2714.1166

CLV-customerservice@lairdtech.com

www.lairdtech.com/thermal

Tflex™ HR600 Typical Properties

	Tflex™ HR600	Test Method
Construction	Filled silicone elastomer	NA
Color	Dark Grey	Visual
Thermal conductivity	3 W/mK	ASTM D5470
Hardness (Shore 00)	40 (at 3 second delay)	ASTM D2240
Density	2.5 g/cc	Helium Pycnometer
Thickness range	0.010" - .200" (0.25 - 5.0mm)	
Thickness tolerance	±10%	
UL flammability rating	94 V0	UL
Temperature range	-45°C to 200°C	NA
Volume resistivity	10 ¹³ ohm-cm	ASTM D257
Outgassing TML	0.19%	ASTM E595
Outgassing CVM	0.07%	ASTM E595
Coefficient Thermal Expansion (CTE)	217 ppm/C	IPC-TM-650 2.4.24



Standard Thicknesses

0.010-inch to 0.200-inch (0.25 to 5.0 mm)

0.010-inch and 0.015-inch thick materials come standard with fiberglass reinforcement designated by the suffix "FG"

Options

Proprietary DC1 option available to eliminate tack from one side to aid in handling.

Material Name and Thickness

Tflex™ indicates elastomeric gap filler product line

HR6xxx indicates high recovery '6 series' 3 W/mK material

FG designates Fiberglass (available in 0.010 and 0.015-inch thickness only)


DC1 designates proprietary option eliminating tack from one side

Examples

Tflex™ HR6120 = 0.120-inch thick material

Tflex™ HR610FG = 0.010-inch thick material with fiberglass reinforcement

Tflex™ HR6120-DC1 = 0.120-inch thick material with proprietary DC1 option



THR-DS-Tflex-HR600 1109

Any information furnished by Laird Technologies, Inc. and its agents is believed to be accurate and reliable. All specifications are subject to change without notice. Responsibility for the use and application of Laird Technologies materials rests with the end user, since Laird Technologies and its agents cannot be aware of all potential uses. Laird Technologies makes no warranties as to the fitness, merchantability or suitability of any Laird Technologies materials or products for any specific or general uses. Laird Technologies shall not be liable for incidental or consequential damages of any kind. All Laird Technologies products are sold pursuant to the Laird Technologies' Terms and Conditions of sale in effect from time to time, a copy of which will be furnished upon request. © Copyright 2009 Laird Technologies, Inc. All Rights Reserved. Laird, Laird Technologies, the Laird Technologies Logo, and other marks are trademarks or registered trademarks of Laird Technologies, Inc. or an affiliate company thereof. Other product or service names may be the property of third parties. Nothing herein provides a license under any Laird Technologies or any third party intellectual property rights. Document A15999-00 Rev A, 10/2009.

X-ON Electronics

Largest Supplier of Electrical and Electronic Components

Click to view similar products for [Thermal Interface Products](#) category:

Click to view products by [Laird Performance Materials](#) manufacturer:

Other Similar products are found below :

[7721-9PPS](#) [FGN80-2](#) [PFM-172-60](#) [A-40](#) [174-9-230P](#) [9601-7](#) [5300AC](#) [1.500G](#) [08133](#) [V6622C](#) [TVQF-1225-07S](#) [TP0001](#) [4860](#) [SC80-W2](#)
[V6516C](#) [A17713-06](#) [A17713-05](#) [A17653-05](#) [A17690-06](#) [A17775-03](#) [A17690-05](#) [A17653-02](#) [A17689-02](#) [A17690-04](#) [A17775-05](#) [A17775-](#)
[06](#) [A17690-08](#) [A17690-02](#) [A17689-06](#) [A17653-06](#) [A17690-12](#) [A17653-03](#) [A17536-02](#) [A17689-03](#) [A17536-10](#) [A17752-13](#) [A17752-04](#)
[A17752-07](#) [A17634-12](#) [19-36565-0001-1](#) [A17752-09](#) [22000-001A](#) [A17752-20](#) [A17752-16](#) [A17752-12](#) [A17653-04](#) [A17634-10](#) [A17634-09](#)
[A17634-07](#) [A17633-20](#) [A17633-07](#)