


**PowerCycling PCX Series Thermoelectric Cooler**

The PCX8-12-F1-4040-TA-W6 is a high-performance thermoelectric cooler designed for thermal cycling between multiple temperature set points and is ideal for applications in healthcare among others, where fast temperature changes are required. The thermoelectric module is specially constructed to reduce the amount of stress induced on the thermoelectric elements during operation. It has a maximum Qc of 75.5 Watts when  $\Delta T = 0$  and a maximum  $\Delta T$  of 73.6 °C at Qc = 0.

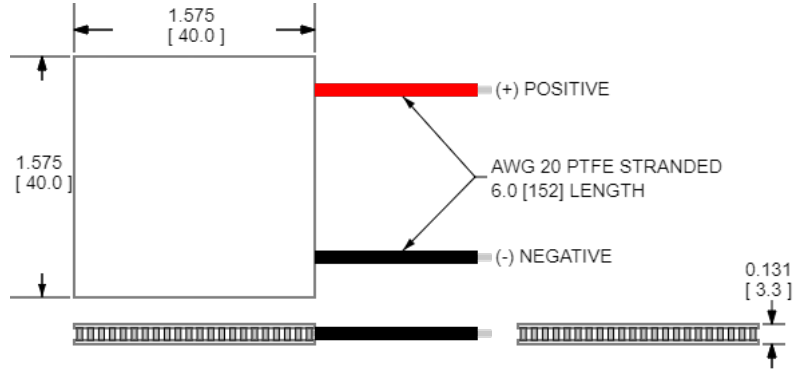


**Features**

- High thermal cycling reliability
- Precise temperature control
- Solid-state operation
- Boosted performance with next-gen material
- RoHS-compliant

**Applications**

- Molecular Diagnostics (DNA Amplification, PCR)
- Point of Care Testing Devices
- Thermal Test Sockets

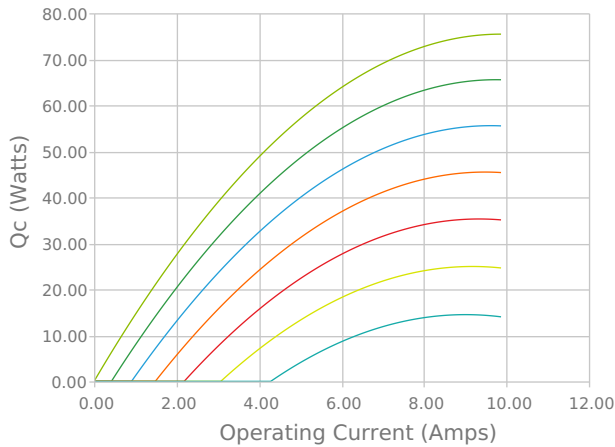


CERAMIC MATERIAL: Al<sub>2</sub>O<sub>3</sub>  
 SOLDER CONSTRUCTION: 232°C, SbSn

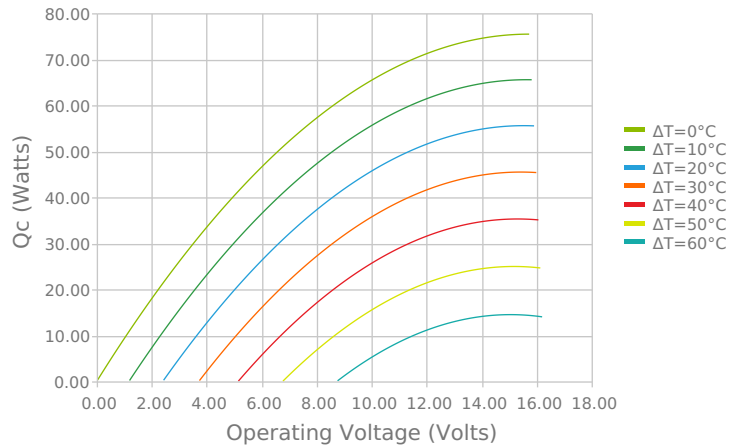
INCHES [MM]

**ELECTRICAL AND THERMAL PERFORMANCE**

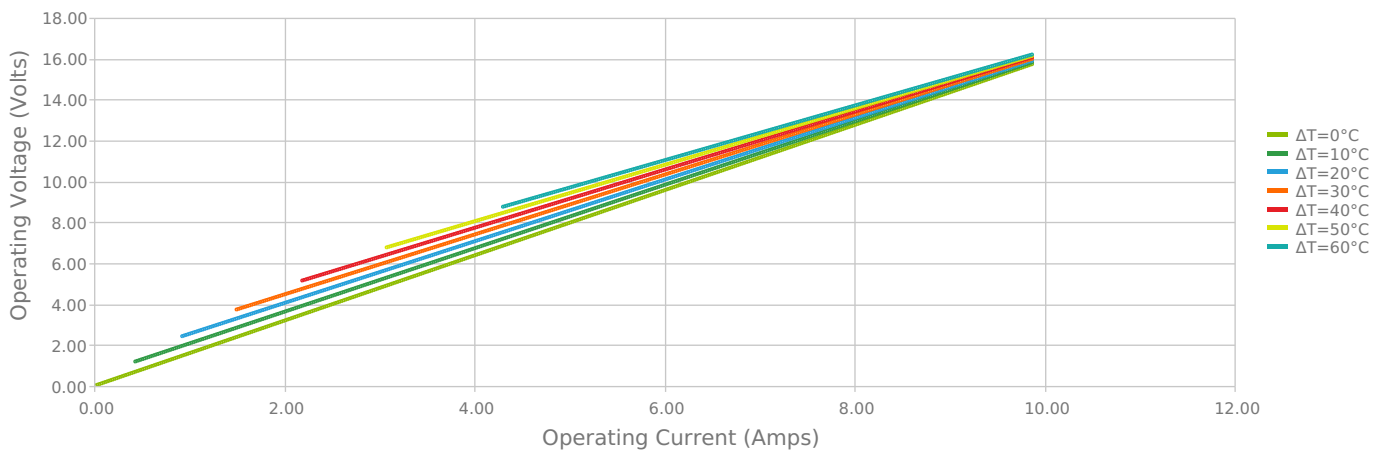
Heat Pumped at Cold Side  
 Thot = 27 °C



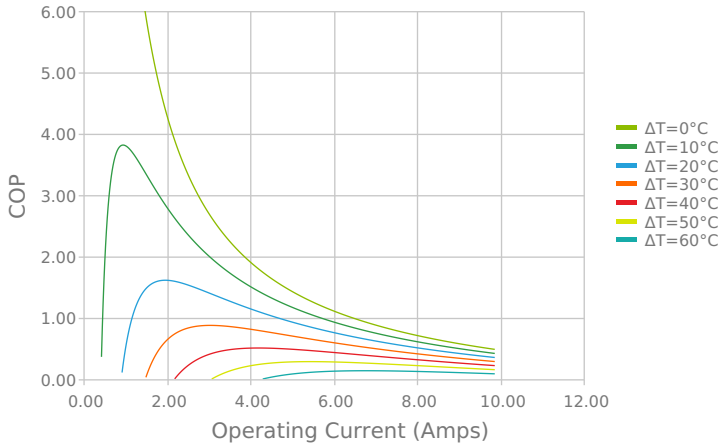
Heat Pumped at Cold Side  
 Thot = 27 °C



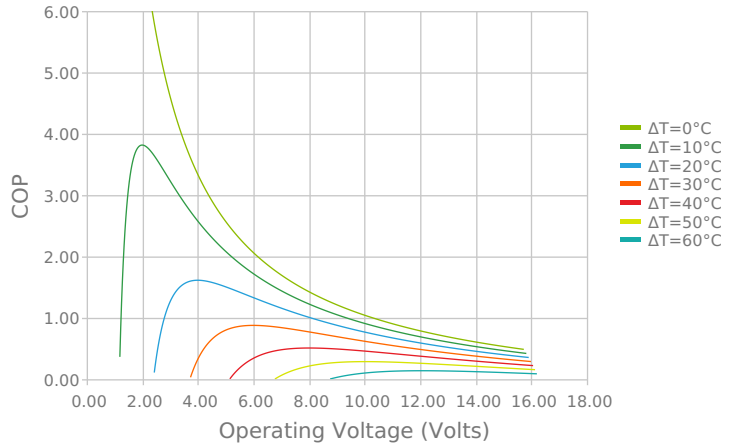
Current vs Voltage (I vs V)  
 Thot = 27 °C



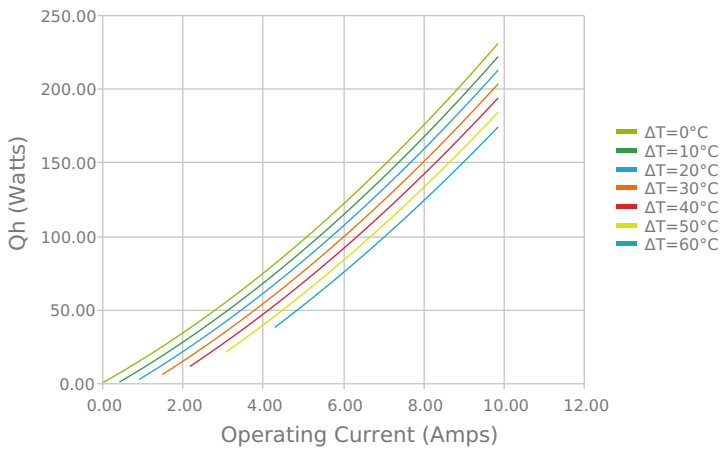
Coefficient of Performance (COP = Qc/Pin)  
 Thot = 27 °C



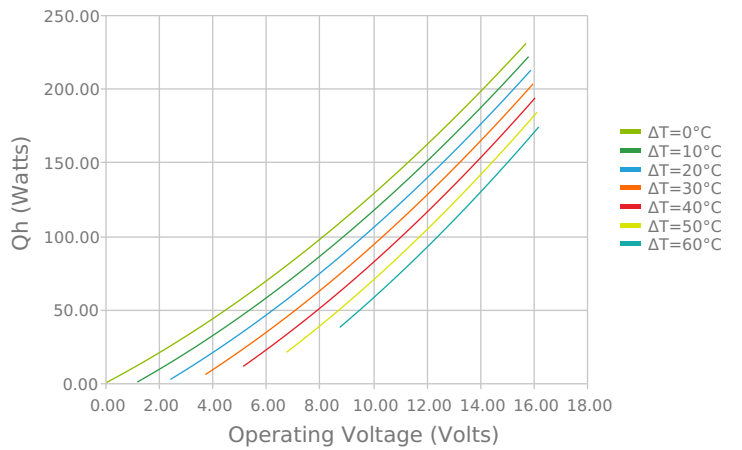
Coefficient of Performance (COP = Qc/Pin)  
 Thot = 27 °C



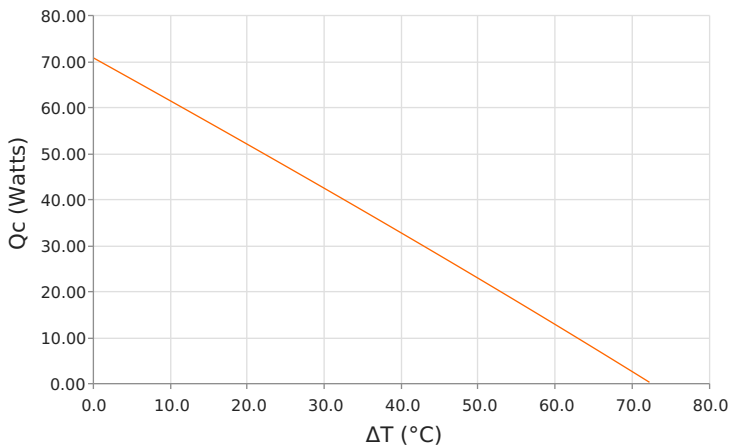
Total Heat Dissipated at Hot Side (Qh=Qc+Pin)  
 Thot = 27 °C



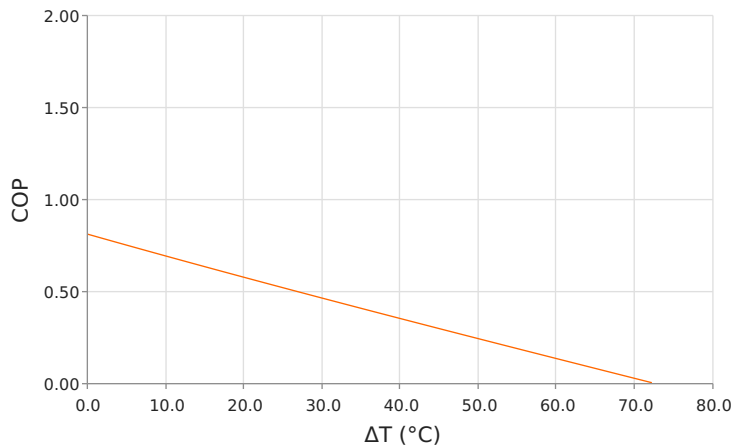
Total Heat Dissipated at Hot Side (Qh=Qc+Pin)  
 Thot = 27 °C



Heat Pumped at Cold Side (Qc)  
 Thot = 27 °C | Current = 7.4 Amps



Coefficient of Performance (COP = Qc/Pin)  
 Thot = 27 °C | Current = 7.4 Amps



## SPECIFICATIONS\*

|   | 27.0 °C      | 50.0 °C    | 80.0 °C    |
|---|--------------|------------|------------|
| <b>Hot Side Temperature</b>                               |              |            |            |
| <b>Qcmax (<math>\Delta T = 0</math>)</b>                  | 75.5 Watts   | 81.2 Watts | 87.1 Watts |
| <b><math>\Delta T_{max}</math> (<math>Q_c = 0</math>)</b> | 73.6°C       | 82.6°C     | 93.1°C     |
| <b>I<sub>max</sub> (I @ <math>\Delta T_{max}</math>)</b>  | 8.8 Amps     | 8.6 Amps   | 8.3 Amps   |
| <b>V<sub>max</sub> (V @ <math>\Delta T_{max}</math>)</b>  | 14.9 Volts   | 16.5 Volts | 18.6 Volts |
| <b>Module Resistance</b>                                  | 1.59 Ohms    | 1.79 Ohms  | 2.05 Ohms  |
| <b>Max Operating Temperature</b>                          | 120 °C       |            |            |
| <b>Weight</b>   | 21.0 gram(s) |            |            |

\* Specifications reflect thermoelectric coefficients updated March 2020

## FINISHING OPTIONS

| Suffix | Thickness                            | Flatness / Parallelism                     | Hot Face | Cold Face | Lead Length         |
|--------|--------------------------------------|--|----------|-----------|---------------------|
| TA     | 3.327 ±0.025 mm<br>0.131 ± 0.0010 in | 0.025 mm / 0.025 mm<br>0.001 in / 0.001 in | Lapped   | Lapped    | 152.4 mm<br>6.00 in |

## SEALING OPTIONS

| Suffix | Sealant | Color | Temp Range | Description          |
|--------|---------|-------|------------|----------------------|
|        | None    |       |            | No sealing specified |

## NOTES

1. Max operating temperature: 120°C
2. Do not exceed I<sub>max</sub> or V<sub>max</sub> when operating module
3. Reference assembly guidelines for recommended installation
4. Solder tinning also available on metallized ceramics

Any information furnished by Laird and its agents, whether in specifications, data sheets, product catalogues or otherwise, is believed to be (but is not warranted as being) accurate and reliable, is provided for information only and does not form part of any contract with Laird. All specifications are subject to change without notice. Laird assumes no responsibility and disclaims all liability for losses or damages resulting from use of or reliance on this information. All Laird products are sold subject to the Laird Terms and Conditions of sale (including Laird's limited warranty) in effect from time to time, a copy of which will be furnished upon request.

© Copyright 2019-2021 Laird Thermal Systems, Inc. All rights reserved. Laird™, the Laird Ring Logo, and Laird Thermal Systems™ are trademarks or registered trademarks of Laird Limited or its subsidiaries.

Date: 12/14/2021

## X-ON Electronics

Largest Supplier of Electrical and Electronic Components

*Click to view similar products for [Thermoelectric Peltier Modules](#) category:*

*Click to view products by [Laird Thermal Systems](#) manufacturer:*

Other Similar products are found below :

[C3100-1980](#) [C3200-0504](#) [C3200-0505](#) [C3200-371](#) [C3400-0262](#) [430084-505](#) [C3400-215](#) [DAC046-24-02-00-00](#) [430866-501](#) [CP39136H](#)  
[CP35447](#) [CP85204035](#) [CP60131H](#) [CPM-2F](#) [CP853345H](#) [CP85138](#) [CP35347](#) [430077-523](#) [CP081030-M](#) [CP12437](#) [CP30138H](#) [CP30338](#)  
[CP303385H](#) [CP35247](#) [CP39236H](#) [CP393365H](#) [CP40236](#) [CP40247](#) [CP40347](#) [CP50441](#) [CP60231H](#) [CP60233](#) [CP60239H](#) [CP60240](#)  
[CP60301540](#) [CP60333](#) [CP603395H](#) [CP60340](#) [CP604395H](#) [CP60440](#) [CP70437](#) [CP854345H](#) [CP854705-2](#) [CP10205033](#) [CP10304033](#)  
[CP1054033H](#) [CP115035335](#) [CP144745325](#) [CP200543636](#) [CP2020405H](#)