



1N4001 THRU 1N4007

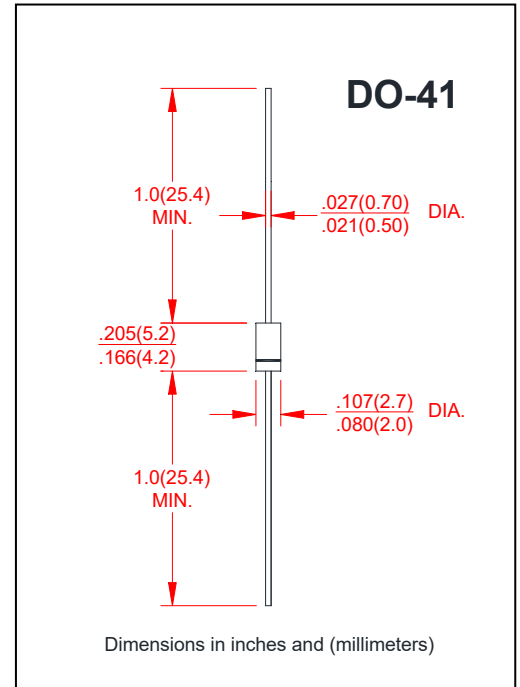
VOLTAGE RANGE 50 to 1000 Volts
CURRENT 1.0 Ampere

Features

- OJ chip junction
- Low forward voltage drop
- Low leakage current
- High forward surge capability
- High reliability
- High temperature soldering guaranteed
 260°C/10 seconds, 0.375" (9.5mm) lead length at 5 lbs (2.3kg) tension

Mechanical Data

- Case: Transfer molded plastic
- Epoxy: UL94V-0 rate flame retardant
- Polarity: Color band denotes cathode end
- Lead: Plated axial lead, solderable per MIL-STD-202E method 208C
- Mounting position: Any
- Weight: 0.012ounce, 0.33 grams



Maximum Ratings and Electrical Characteristics

- Ratings at 25°C ambient temperature unless otherwise specified
- Single Phase, half wave, 60Hz, resistive or inductive load
- For capacitive load derate current by 20%

TYPE NUMBER	SYMBOL	1N 4001	1N 4002	1N 4003	1N 4004	1N 4005	1N 4006	1N 4007	UNIT
Maximum Repetitive Peak Reverse Voltage	V_{RRM}	50	100	200	400	600	800	1000	Volts
Maximum RMS Voltage	V_{RMS}	35	70	140	280	420	560	700	Volts
Maximum DC Blocking Voltage	V_{DC}	50	100	200	400	600	800	1000	Volts
Maximum Average Forward Rectified Current (FIG. 1) 0.375" (9.5mm) lead length at $T_A=75^\circ\text{C}$	$I_{(AV)}$	1.0							Amp
Peak Forward Surge Current 8.3ms single half sine wave superimposed on rated load (JEDEC method)	I_{FSM}	30							Amps
Maximum Instantaneous Forward Voltage at 1.0A	V_F	1.1							Volts
Maximum DC Reverse Current at Rated DC Blocking Voltage at	$T_A = 25^\circ\text{C}$	5.0							μA
	$T_A = 125^\circ\text{C}$	50							
Maximum Full Load Reverse Current, full cycle Average 0.375" (9.5mm) lead length at $T_L=75^\circ\text{C}$	$I_{R(AV)}$	30							μA
Typical Junction Capacitance (NOTE 1)	C_J	15							pF
Typical Thermal Resistance (NOTE 2)	$R_{\theta JA}$	50							$^\circ\text{C}/\text{W}$
Operating and Storage Temperature Range	T_J, T_{STG}	-55 to +150							$^\circ\text{C}$

Notes:

1. Measured at 1.0MHz and applied reverse voltage of 4.0 Volts.
2. Thermal Resistance HERom Junction to Ambient at .375" (9.5mm) lead length, P.C. board mounted.



1N4001 THRU 1N4007

VOLTAGE RANGE 50 to 1000 Volts
CURRENT 1.0 Ampere

Ratings and Characteristic Curves ($T_A=25^\circ\text{C}$ unless otherwise noted)

FIG.1-TYPICAL FORWARD CURRENT DERATING CURVE

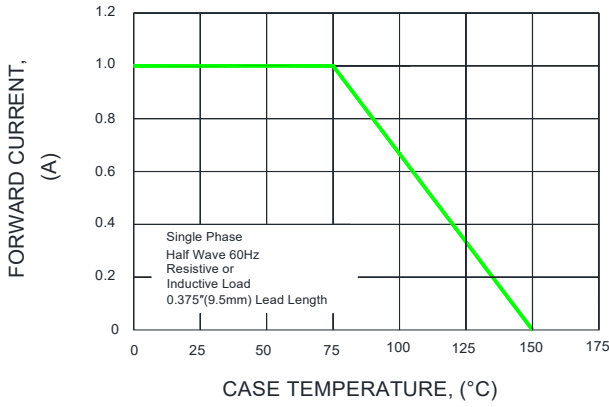


FIG.2-MAXIMUM NON-REPETITIVE PEAK FORWARD SURGE CURRENT

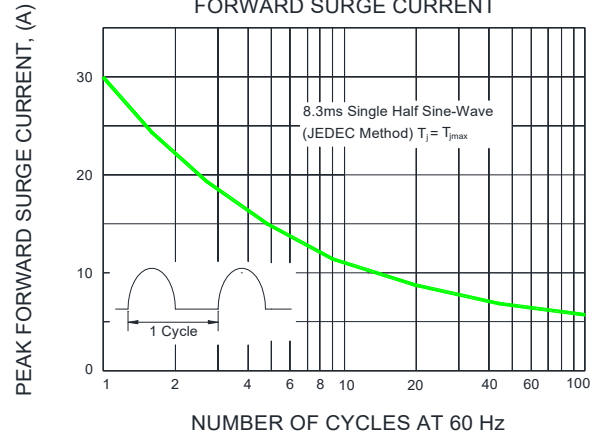


FIG.3-TYPICAL INSTANTANEOUS FORWARD CHARACTERISTICS

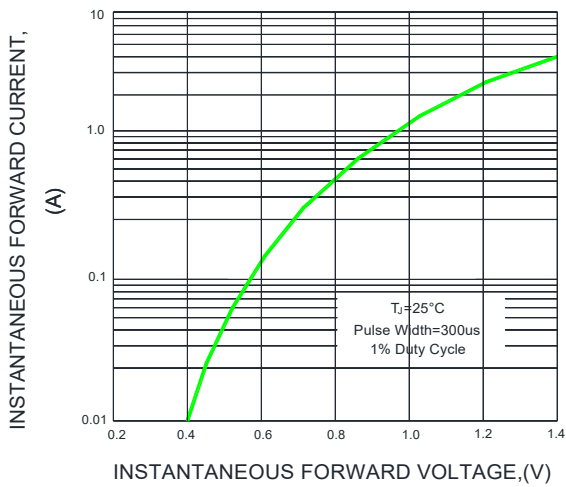


FIG.4-TYPICAL REVERSE CHARACTERISTICS

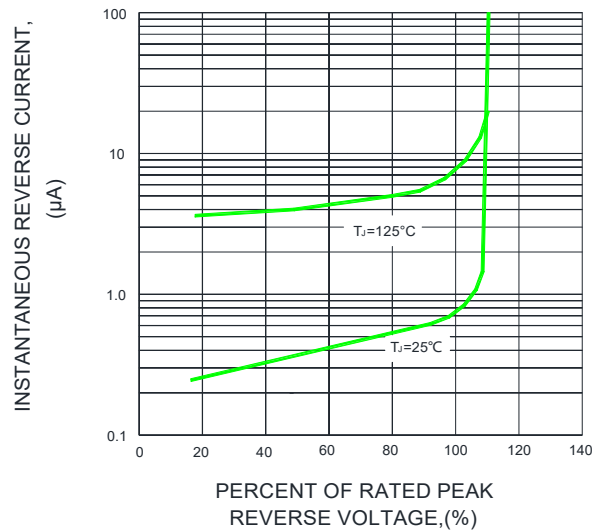
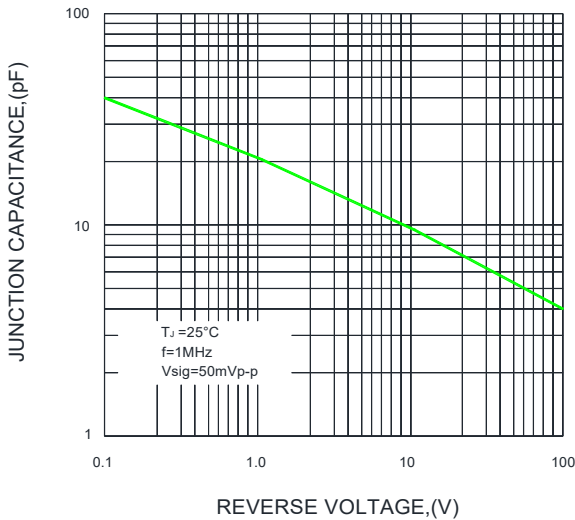


FIG.5-TYPICAL JUNCTION CAPACITANCE

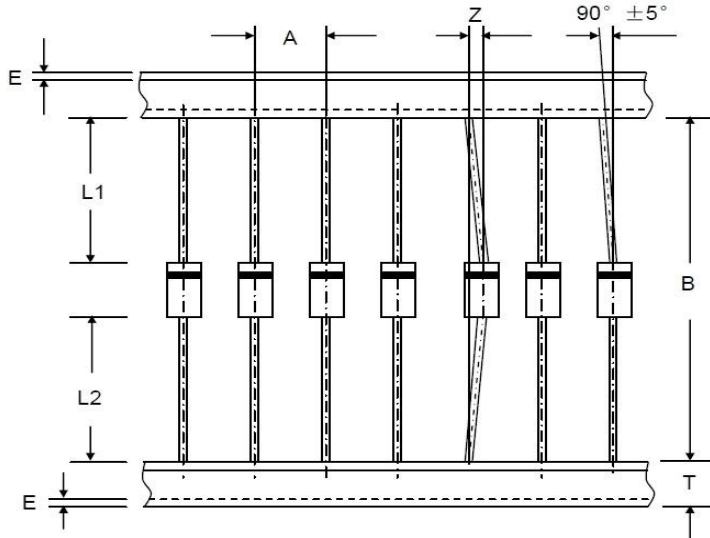




1N4001 THRU 1N4007

VOLTAGE RANGE 50 to 1000 Volts
CURRENT 1.0 Ampere

Axial Lead Taping Specifications for Rectifiers

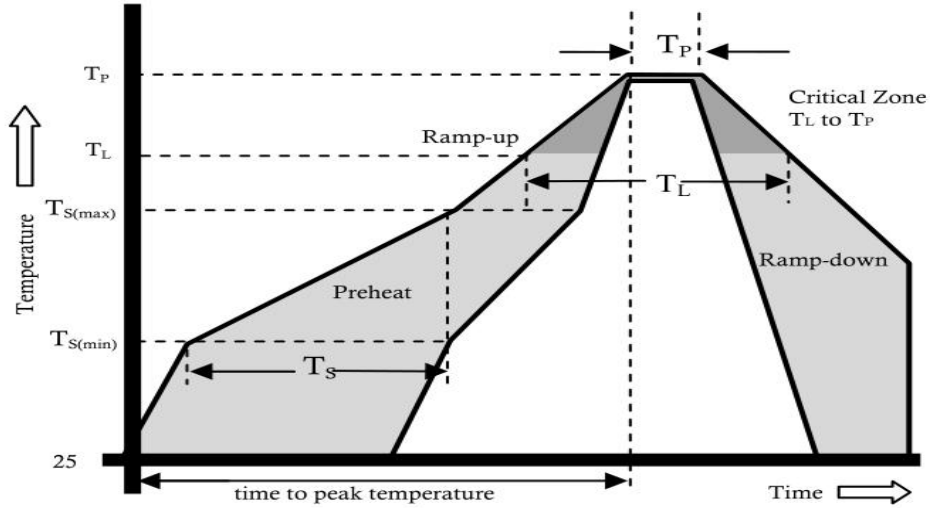


Component Outline	Component Pitch A	Inner Tape Pitch B		Cumulative Tolerance
	±0.5mm	+0.5mm	-0.4mm	
DO-204AL(DO-41)	5.0mm	52.4mm	26.0mm	2.0mm/20pitch

Item	Symbol	Specifications(mm)	Specifications(inch)
Component alignment	Z	1.2 max	0.048 max
Tape width	T	6.0±0.4	0.236±0.016
Exposed adhesive	E	0.8 max	0.032 max
Body eccentricity	IL1-L2I	1.0 max	0.040 max



Reflow Profile



Reflow Condition		Pb-Free Assembly
Pre Heat	Temperature Min.	+150°C
	Temperature Max.	+200°C
	Time(Min to Max)	60-180 secs.
Average ramp up rate(Liquidus Temp(T_L) to peak)		3°C/sec. Max.
$T_{S(max)}$ to T_L - Ramp-up Rate		3°C/sec. Max.
Reflow	Temperature (T_L)(Liquidus)	+217°C
	Temperature (T_L)	60-150 secs.
Peak Temp (T_P)		+(260+0/-5) °C
Time within 5°C of actual Peak Temp (T_P)		25 secs.
Ramp-down Rate		6°C/sec. Max.
Time 25°C to peak Temp (T_P)		8 min. Max.
Do not exceed		+260°C

X-ON Electronics

Largest Supplier of Electrical and Electronic Components

Click to view similar products for [Diodes - General Purpose, Power, Switching category](#):

Click to view products by [LangJie manufacturer](#):

Other Similar products are found below :

[MMBD3004S-13-F](#) [1N3611](#) [NTE156A](#) [NTE6244](#) [1SS400CST2RA](#) [SDAA13](#) [SHN2D02FUTW1T1G](#) [1N4449](#) [1N456A](#) [1N914BTR](#)
[D291S45T](#) [BAS 16-02L E6327](#) [BAS 16-02V H6327](#) [BAS 21U E6327](#) [BAS 28 E6327](#) [BAW56DWQ-7-F](#) [BAW56M3T5G](#) [BAW75-TAP](#)
[MM230L-CAA](#) [IDW40E65D1](#) [JAN1N3600](#) [JAN1N4454UR-1](#) [SMMSD4148T3G](#) [BYW95B/A52A](#) [NSVDAN222T1G](#) [CDSZC01100-HF](#)
[BAV70HDW-7](#) [BAS28-7](#) [JANTX1N6640](#) [BAW56HDW-13](#) [BAS28 TR](#) [VS-HFA04SD60STR-M3](#) [1SS388-TP](#) [BAV99TQ-13-F](#)
[BAV99HDW-13](#) [1N4004](#) [MMDB30-E28X](#) [LS4148](#) [IDV15E65D2](#) [W0503RH200S0L](#) [M0268SJ200NLF](#) [M0268RJ200NLF](#) [S3MBF](#) [US1J](#)
[DAN217U-TP](#) [SHV-06JNS-Q](#) [IDW30C65D1](#) [IDW80C65D1](#) [VS-HFA30TA60CSR-M3](#) [M1MA152WAT1](#)