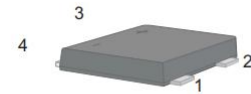


**B1 THRU B7****VOLTAGE RANGE** 50 to 1000 Volts
CURRENT 0.6 Ampere

Features

- Glass passivated chip
- Low forward voltage drop
- Low leakage current
- High forward surge capability
- High temperature soldering: 260°C/10S at terminals
- Component in accordance to ROHS 2002/95/1 and WEEE 2002/96/EC

UMBF



UMBF Package

Mechanical Data

- Case: Molded plastic body
- Molding compound meets UL 94 V-0 flammability rating, Halogen-free, RoHS-compliant, and commercial grade
- Polarity: Molded on body
- Weight: 0.0016 ounce, 0.0453 grams

PIN	DESCRIPTION
1	Input Pin(~)
2	Input Pin(~)
3	Output Anode(+)
4	Output Cathode(-)

Maximum Ratings and Electrical Characteristics

- Ratings at 25°C ambient temperature unless otherwise specified
- Single Phase, half wave, 60Hz, resistive or inductive load
- For capacitive load derate current by 20%

TYPE NUMBER	SYMBOL	B1	B2	B3	B4	B5	B6	B7	UNITS
Marking	LS	B1	B2	B3	B4	B5	B6	B7	
Maximum Repetitive Peak Reverse Voltage	V_{RRM}	50	100	200	400	600	800	1000	Volts
Maximum RMS Voltage	V_{RMS}	35	70	140	280	420	560	700	Volts
Maximum DC Blocking Voltage	V_{DC}	50	100	200	400	600	800	1000	Volts
Maximum Average Forward Rectified Current $T_L=115^\circ\text{C}$	$I_{(AV)}$	0.6							Amp
Peak Forward Surge Current 8.3mS single half sine wave superimposed on rated load (JEDEC method)	I_{FSM}	20							Amps
Rating for Fusing ($t < 8.3\text{ms}$)	I^2t	2.7							A^2s
Maximum Instantaneous Forward Voltage @ 0.6 A	V_F	1.1							Volts
Power Dissipation Derate Above at 25°C	P_D	0.8							W
Maximum DC Reverse Current at Rated DC Blocking Voltage	$T_A = 25^\circ\text{C}$	5.0							μA
	$T_A = 125^\circ\text{C}$	100							
Typical Junction Capacitance ^(Note 1)	C_j	30							pF
Typical Thermal Resistance ^(Note 2)	$R_{\theta JA}$	105							$^\circ\text{C}/\text{W}$
Operating Junction Temperature	T_J	-55 to +150							$^\circ\text{C}$
Storage Temperature Range	T_{STG}	-55 to +150							$^\circ\text{C}$

Notes:

1. Measured at 1.0MHz and applied reverse voltage of 4.0 Volts.
2. Unit mounted on P.C.B. with 0.033"×0.043"(1.00mm×1.30mm) copper pads.
3. The typical data above is for reference only.



B1 THRU B7

VOLTAGE RANGE 50 to 1000 Volts
CURRENT 0.6 Ampere

Ratings and Characteristic Curves ($T_A=25^\circ\text{C}$ unless otherwise noted)

FIG.1-FORWARD CURRENT DERATING CURVE

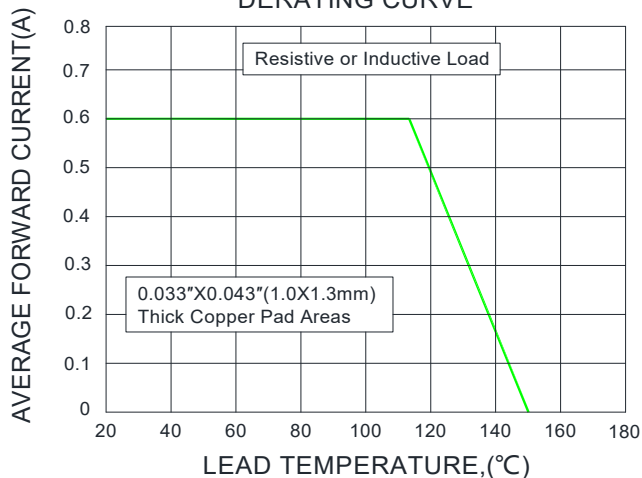


FIG.2-MAXIMUM NON-REPETITIVE PEAK FORWARD SURGE CURRENT

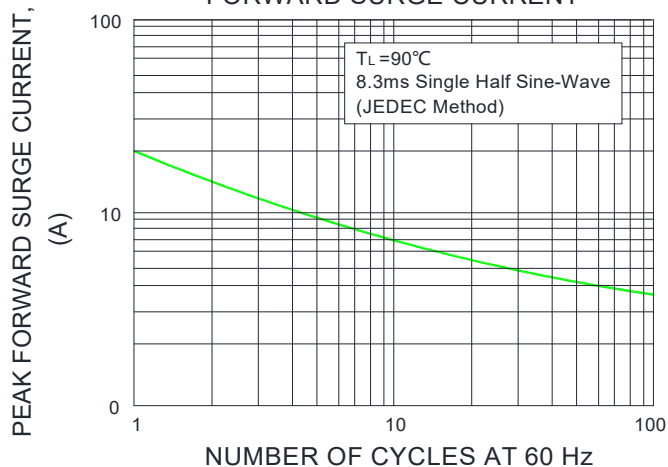


FIG.3-TYPICAL INSTANTANEOUS FORWARD CHARACTERISTICS

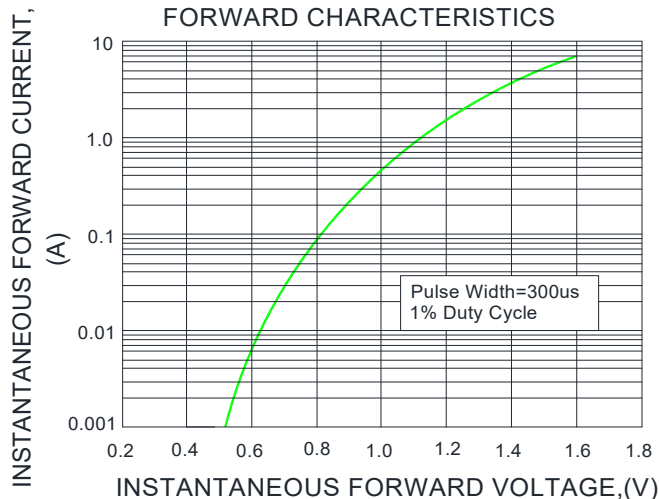


FIG.4-TYPICAL REVERSE CHARACTERISTICS

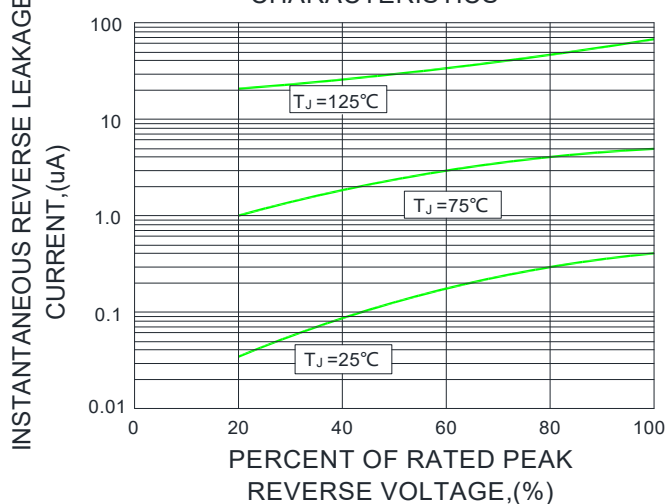
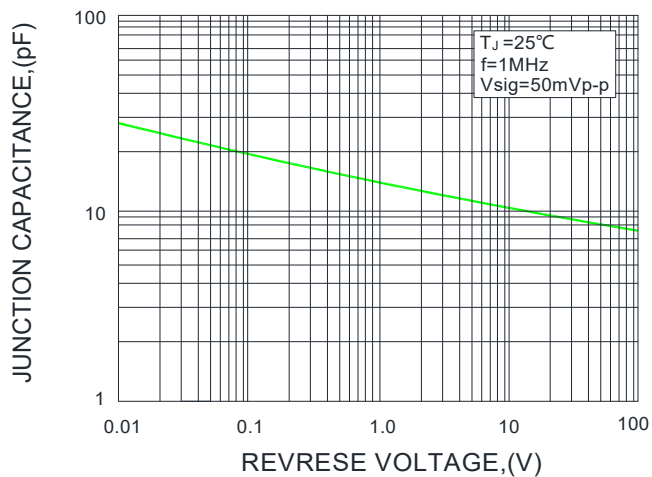


FIG.5-TYPICAL JUNCTION CAPACITANCE

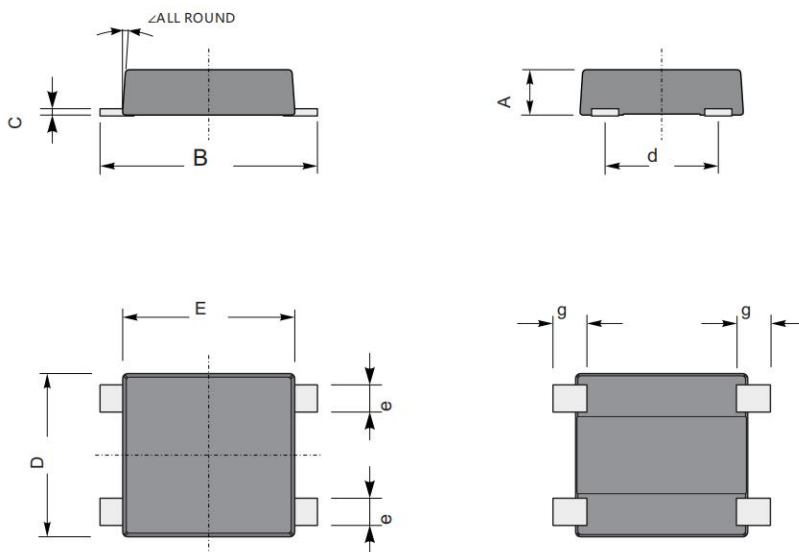




B1 THRU B7

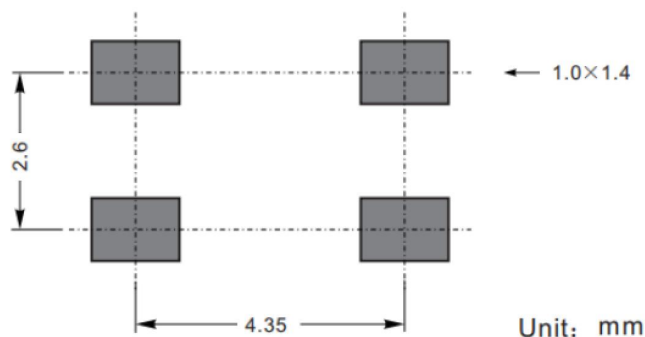
VOLTAGE RANGE 50 to 1000 Volts
CURRENT 0.6 Ampere

Package Outline Dimensions in inches (millimeters)



UNIT		A	C	D	E	B	g	d	e	\angle
mm	max	1.40	0.30	4.05	3.90	5.20	0.95	2.80	0.90	5°
	min	1.00	0.10	3.65	3.50	4.80	0.55	2.40	0.50	
mil	max	55.1	11.8	159.0	153.0	204.0	37.0	110.0	35.4	
	min	39.3	3.9	143.0	137.0	189.0	21.0	94.0	19.6	

The Recommended Mounting Pad Size



Unit: mm

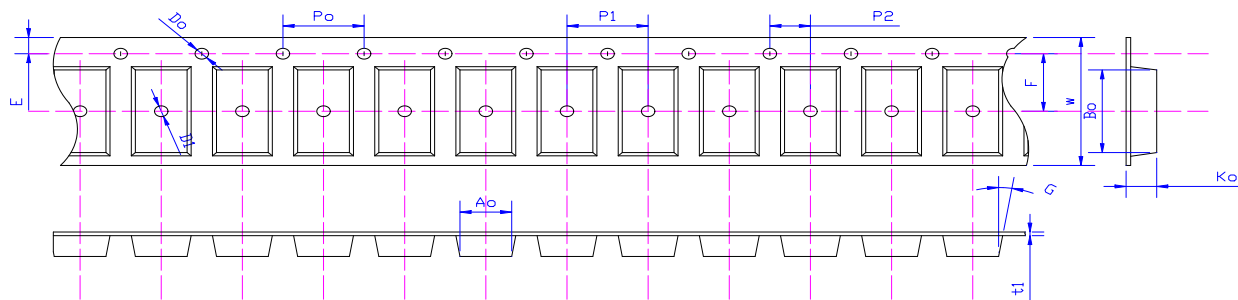


B1 THRU B7

VOLTAGE RANGE 50 to 1000 Volts
CURRENT 0.6 Ampere

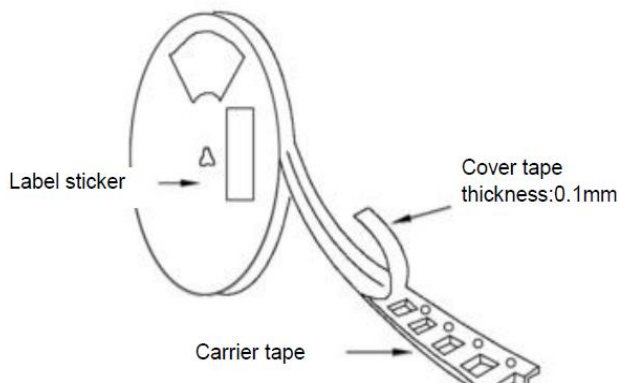
Packing Requirements

- PS black anti-static carrier tape packing



Specifications	Ao	Bo	Ko	Po	W	P1	P2	t1
UMBF	4.15±0.10	5.30±0.10	1.50±0.10	4.00±0.1	12.0±0.10	8.00±0.1	2.00±0.1	0.25±0.02

- 13" antistatic plastic reel



DEVICE TYPE	13" Reel			
	Q'TY/REEL(pcs)	REEL/BOX	BOX/CARTOON	Q'TY/CARTON(pcs)
UMBF	10000	2	10	100000



B1 THRU B7**VOLTAGE RANGE** 50 to 1000 Volts
CURRENT 0.6 Ampere

Disclaimer

The information presented in this document is for reference only. Chongqing changjie Electronic Technology Co., Ltd. reserves the right to make changes without notice for the specification of the products displayed herein to improve reliability, function or design or otherwise.

The product listed herein is designed to be used with ordinary electronic equipment or devices, and not designed to be used with equipment or devices which require high level of reliability and the malfunction of which would directly endanger human life (such as medical instruments, transportation equipment, aerospace machinery, nuclear-reactor controllers, fuel controllers and other safety devices), Changjie or anyone on its behalf, assumes no responsibility or liability for any damages resulting from such improper use of sale.

This publication supersedes & replaces all information previously supplied. For additional information, please visit our website [http:// www.czlangjie.com](http://www.czlangjie.com) , or consult your nearest Langjie's sales office for further assistance.

X-ON Electronics

Largest Supplier of Electrical and Electronic Components

Click to view similar products for [Bridge Rectifiers](#) category:

Click to view products by [LangJie](#) manufacturer:

Other Similar products are found below :

[MB252](#) [MB356G](#) [MB358G](#) [GBJ1504-BP](#) [GBU10B-BP](#) [GBU15K-BP](#) [GBU4A-BP](#) [GBU4D-BP](#) [DB101-BP](#) [DF01](#) [DF10SA-E345](#) [KBPC50-10S](#) [RS405GL-BP](#) [GBJ1502-BP](#) [GBU6M](#) [TB102M](#) [MB1510](#) [MB86](#) [TL401G](#) [MDA920A2](#) [TU602](#) [TU810](#) [MP5010W-BP](#) [MP501W-BP](#) [MP502-BP](#) [KBPC25-02](#) [VBO160-12NO7](#) [VS-110MT120KPBF](#) [VS-60MT80KPBF](#) [DB105-BP](#) [DF1510S](#) [VS-40MT160PAPBF](#) [GBU4G-BP](#) [GSIB15A80-E3/45](#) [DB104-BP](#) [D3SB60](#) [TB354](#) [GBJ2504-BP](#) [26MB100A](#) [B1S-G](#) [VS-40MT160KPBF](#) [VUO162-16NO7](#) [ABS10-G](#) [GBU6B-BP](#) [GBJ1508-BP](#) [BR5010-G](#) [ABS6-G](#) [B125C800G-E4/51](#) [MSB15MH-13](#) [LBS10-13](#)