



## ES1A THRU ES1J

VOLTAGE RANGE 50 to 600 Volts  
CURRENT 1.0 Ampere



## Features

- Fast recovery glass passivated chip
- Low forward voltage drop
- Low leakage current
- High forward surge capability
- High temperature soldering: 260°C/10S at terminals
- Component in accordance to ROHS 2002/95/1 and WEEE 2002/96/EC



DO-214AC (SMA)

## Mechanical Data

- Case: JEDEC DO-214AC mold plastic Body over glass passivated chip
- Terminals: Solder plated, solderable per J-STD-002B and JESD22-B102D
- Polarity: Laser band denote cathode band
- Weight: 0.0024 ounce, 0.068 gram

## Maximum Ratings and Electrical Characteristics

- Ratings at 25°C ambient temperature unless otherwise specified
- Single phase, half wave, 60Hz, resistive or inductive load
- For capacitive load derate current by 20%

TYPE NUMBER	SYMBOLS	ES1A	ES1B	ES1C	ES1D	ES1F	ES1G	ES1J	UNIT
Maximum Repetitive Peak Reverse Voltage	$V_{RRM}$	50	100	150	200	300	400	600	Volts
Maximum RMS Voltage	$V_{RMS}$	35	70	105	140	210	280	420	Volts
Maximum DC Blocking Voltage	$V_{DC}$	50	100	150	200	300	400	600	Volts
Maximum Average Forward Rectified Current At $T_A=125^\circ\text{C}$	$I_{(AV)}$	1.0							Amps
Peak Forward Surge Current 8.3ms single half sine wave superimposed on rated load (JEDEC Method)	$I_{FSM}$	30							Amps
Maximum Instantaneous Forward Voltage at 1.0A	$V_F$	0.95			1.25		1.70		Volts
Maximum DC Reverse Current at rated DC blocking voltage at	$T_A = 25^\circ\text{C}$	5.0							$\mu\text{Amps}$
	$T_A = 125^\circ\text{C}$	100							
Maximum Reverse Recovery Time (NOTE 3)	$T_{RR}$	35							nS
Typical Junction Capacitance (NOTE 2)	$C_J$	10			8				pF
Typical Thermal Resistance (NOTE 1)	$R_{\theta JA}$	85							$^\circ\text{C/W}$
	$R_{\theta JL}$	35							
Operating Junction Temperature	$T_J$	(-55 to +175)							$^\circ\text{C}$
Storage Temperature Range	$T_{STG}$	(-55 to +175)							$^\circ\text{C}$

## Notes:

1. Thermal resistance from Junction to ambient and from junction to lead mounted on PCB. with 0.2×0.2"(5.0 × 5.0mm) copper pad areas.
2. Measured at 1.0MHz and applied reverse voltage of 4.0V.
3. Reverse Recovery Test Conditions:  $I_f=0.5A, I_r=1.0A, I_{rr}=0.25A$ .



ES1A THRU ES1J

VOLTAGE RANGE 50 to 600 Volts  
CURRENT 1.0 Ampere

Ratings and Characteristic Curves (T<sub>A</sub>=25°C unless otherwise noted)

FIG.1-TYPICAL FORWARD CURRENT DERATING CURVE

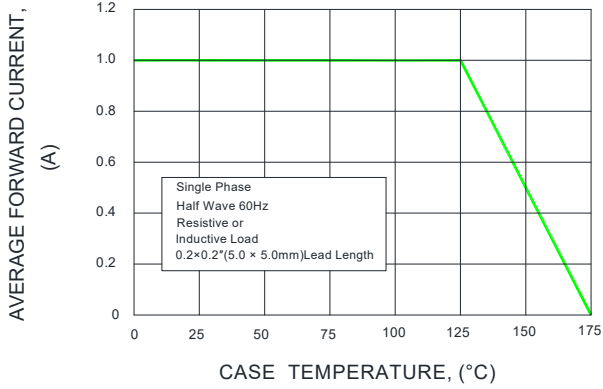


FIG.2-MAXIMUM NON-REPETITIVE PEAK FORWARD SURGE CURRENT

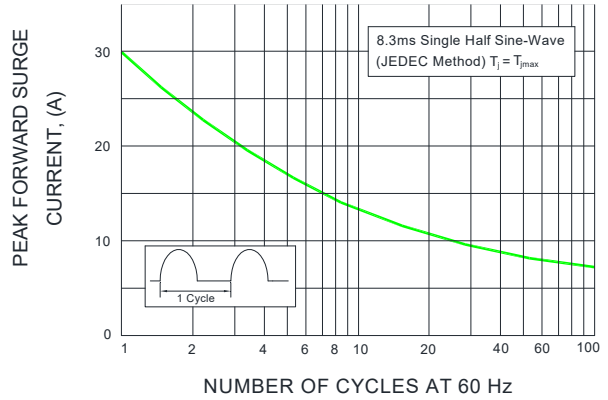


FIG.3-TYPICAL INSTANTANEOUS FORWARD CHARACTERISTICS

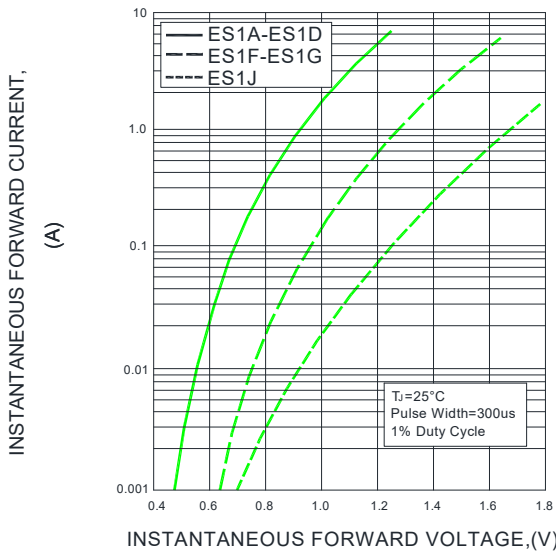


FIG.4-TYPICAL REVERSE CHARACTERISTICS

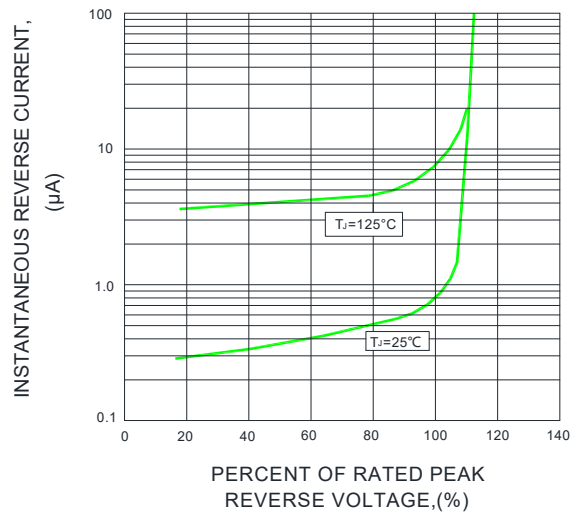


FIG.5-TYPICAL JUNCTION CAPACITANCE

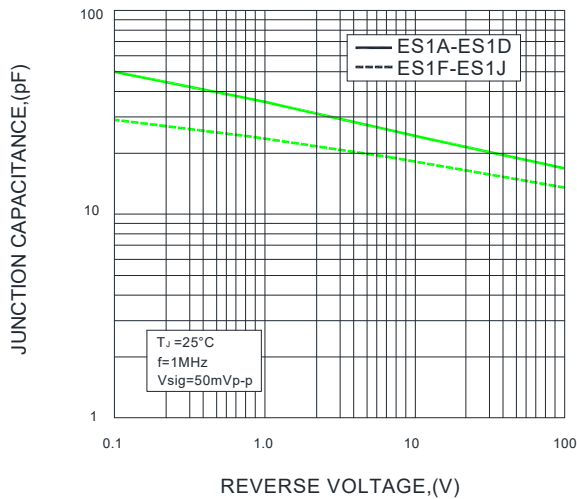
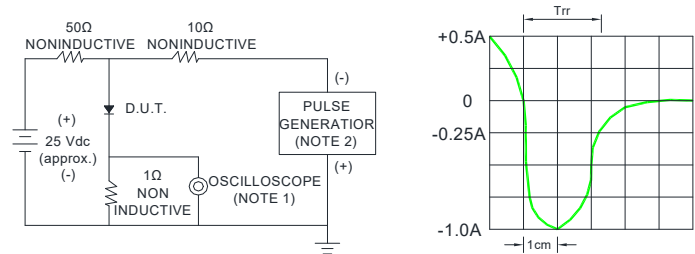


FIG.6-TEST CIRCUIT DIAGRAM AND REVERSE RECOVERY TIME CHARACTERISTIC



NOTES : 1.Rise Time=7ns max. Input Impedance= 1 magohm. 22pF  
2.Rise time=10ns max. Source Impedance= 50 ohms

SET TIME BASE FOR 50/100ns/cm

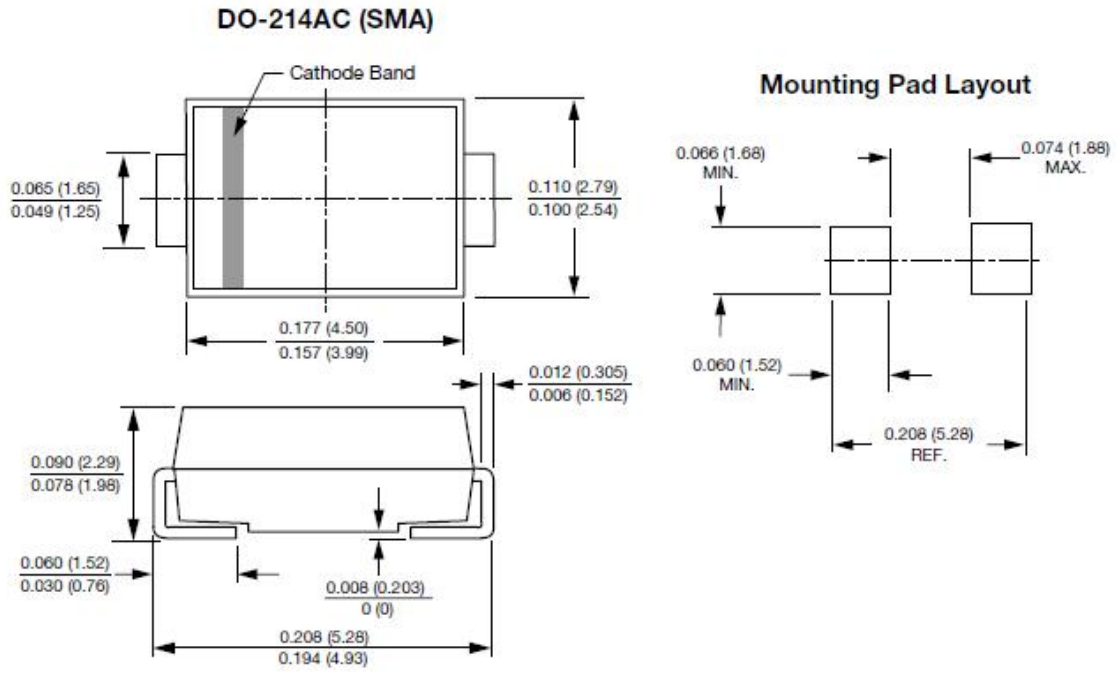


# SURFACE MOUNT SUPER FAST RECOVERY RECTIFIER

ES1A THRU ES1J

VOLTAGE RANGE 50 to 600 Volts  
CURRENT 1.0 Ampere

Package Outline Dimensions in inches (millimeters)

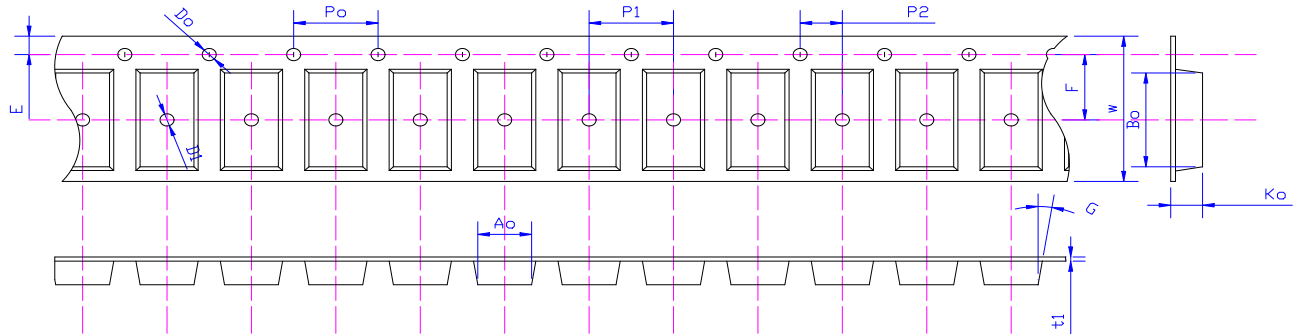




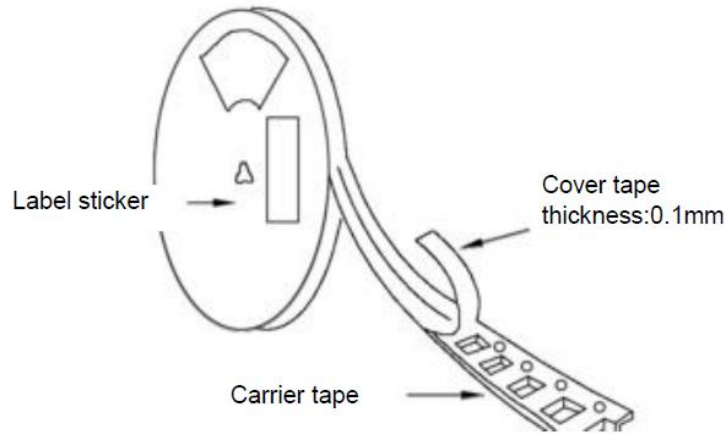
ES1A THRU ES1J

VOLTAGE RANGE 50 to 600 Volts  
CURRENT 1.0 Ampere

Package Reel Information



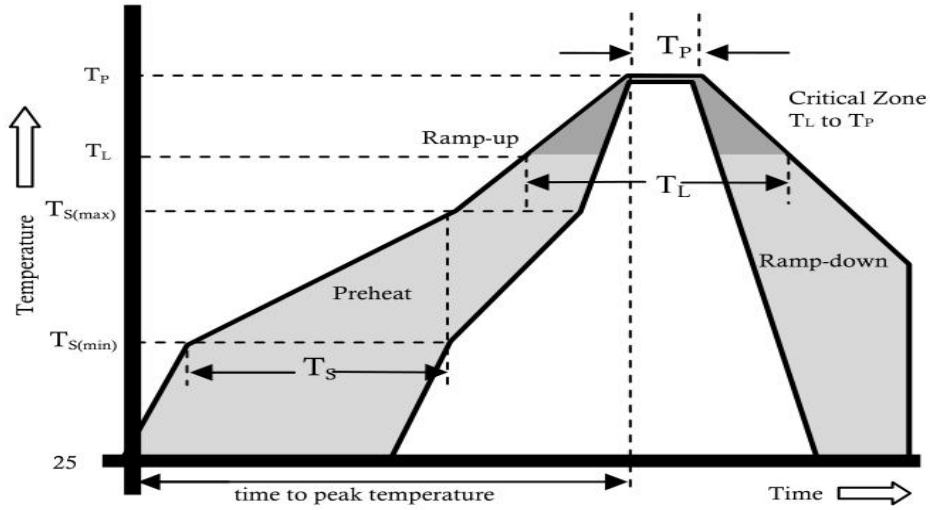
Specifications	Ao	Bo	Ko	Po	W	t1
SMA	2.55±0.10	5.10±0.10	2.36±0.10	4.00±0.1	12.0±0.05	0.23±0.02



DEVICE TYPE	Tape Width	13"Reel			07"Reel			
		Q'TY/REEL(pcs)	BOX/CARTON	Q'TY/CARTON(pcs)	Q'TY/REEL(pcs)	REEL/BOX	BOX/CARTON	Q'TY/CARTON(pcs)
SMA	12mm	5000	8	80000	1500	2	16	48000



Reflow Profile



Reflow Condition		Pb-Free Assembly
Pre Heat	Temperature Min.	+150°C
	Temperature Max.	+200°C
	Time(Min to Max)	60-180 secs.
Average ramp up rate(Liquidus Temp( $T_L$ ) to peak)		3°C/sec. Max.
$T_S$ (max) to $T_L$ - Ramp-up Rate		3°C/sec. Max.
Reflow	Temperature ( $T_L$ )(Liquidus)	+217°C
	Temperature ( $T_L$ )	60-150 secs.
Peak Temp ( $T_P$ )		+(260±0/-5)°C
Time within 5°C of actual Peak Temp ( $T_P$ )		25 secs.
Ramp-down Rate		6°C/sec. Max.
Time 25°C to peak Temp ( $T_P$ )		8 min. Max.
Do not exceed		+260°C

## X-ON Electronics

Largest Supplier of Electrical and Electronic Components

*Click to view similar products for [Rectifiers](#) category:*

*Click to view products by [LangJie](#) manufacturer:*

Other Similar products are found below :

[70HFR40](#) [FR105 R0](#) [RL252-TP](#) [1N5397](#) [1N4005-TR](#) [1N4007-BP](#) [UFS120Je3/TR13](#) [20ETS12S](#) [RRE02VS6SGTR](#) [MS306](#) [A1N5404G-G](#)  
[CRF02\(T5L,TEMQ\)](#) [ACGRB207-HF](#) [CLH07\(TE16L,Q\)](#) [CLH03\(TE16L,Q\)](#) [1N5395-TP](#) [UES1302](#) [ACGRC307-HF](#) [ACEFC304-HF](#) [DZ-](#)  
[1380](#) [85HFR60](#) [40HFR60](#) [70HF120](#) [85HFR80](#) [SCF7500](#) [SM100](#) [ACGRA4001-HF](#) [SKN70/08](#) [NTE5819](#) [NTE5827](#) [NTE5828](#) [NTE5911](#)  
[NTE5915](#) [NTE6104](#) [NTE6163](#) [NTE6164](#) [NTE6165](#) [NTE6364](#) [TSD3G](#) [SET130312](#) [NRVUS110VT3G](#) [UES1106](#) [UES1306](#)  
[NRVUS240VT3G](#) [D5FE60-5063](#) [R4000GPS-TP](#) [D4015L56TP](#) [UES1306HR2](#) [FX20K120](#) [D20XB60-7101](#)