



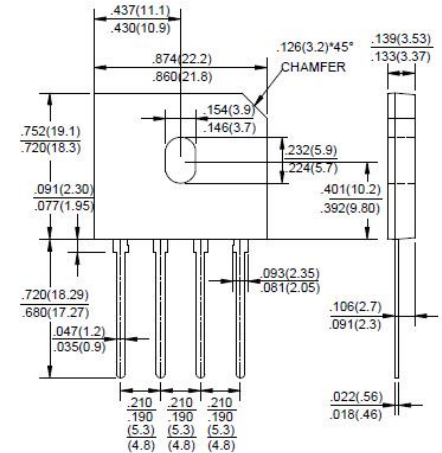
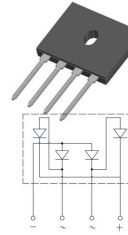
GBU2501 THRU GBU2510

VOLTAGE RANGE 100 to 1000 Volts
CURRENT 25.0 Ampere



Features

- Glass Passivated Bridge Rectifiers
- Reverse Voltage - 100 to 1000Volts
- Forward Current - 25Amperes
- Surge overload rating -200 amperes peak
- Ideal for printed circuit board
- Reliable low cost construction utilizing molded plastic technique
- Plastic material has U/L flammability classification 94V-0
- Mounting position:Any
- Weight: 0.138 ounces , 3.90grams



Dimensions in inches and (millimeters)

Package: GBU

Mechanical Data

- Maximum Ratings and
- Electrical Characteristics
- specified.Single phase, half wave ,60Hz, resistive or inductive
- load.For capacitive load, derate current by 20%

Maximum Ratings and Electrical Characteristics

- Rating at 25°C ambient temperature unless otherwise

TYPE NUMBER	SYMBOLS	GBU 2501	GBU 2502	GBU 2504	GBU 2506	GBU 2508	GBU 2510	UNIT
Maximum Reverse Peak Repetitive Voltage	V_{RRM}	100	200	400	600	800	1000	Volts
Maximum RMS Voltage	V_{RMS}	70	140	280	420	560	700	Volts
Maximum DC Blocking Voltage	V_{DC}	100	200	400	600	800	1000	Volts
Maximum Average Forward Rectified Output Current, 0.06" (1.5mm) lead length at $T_C = T_A$	$I_{(AV)}$	25.0						Amps
Peak Forward Surge Current 8.3ms single half sine wave superimposed on rated load (JEDEC Method)	I_{FSM}	300						Amps
Rating for Fusing (t < 8.3ms)	I^2t	288						A ² s
Maximum Instantaneous Forward Voltage drop Per Bridge element 12.5A	V_F	1.1						Volts
Maximum Reverse Current at rated DC blocking voltage per element	TA=25°C	10						μAmps
	TA=125°C	500						
Typical Junction Capacitance Per Element (Note1)	C_j	211			94			pF
Typical Thermal Resistance (NOTE 2)	$R_{\theta JC}$	5.6						°C/W
Mounting Torque (Recommended torque:0.5 N.m)	T_{OR}	0.8						N.m
Operating and Storage Temperature Range	T_J, T_{STG}	(-55 to +150)						°C

Notes:

1. Measured at 1.0MHz and applied reverse voltage of 4.0 Volts.
2. Junction to case with heatsink.
3. Recommended mounting position is to bolt down on heatsink with silicone thermal compound for maximum heat transfer with #6 screw.

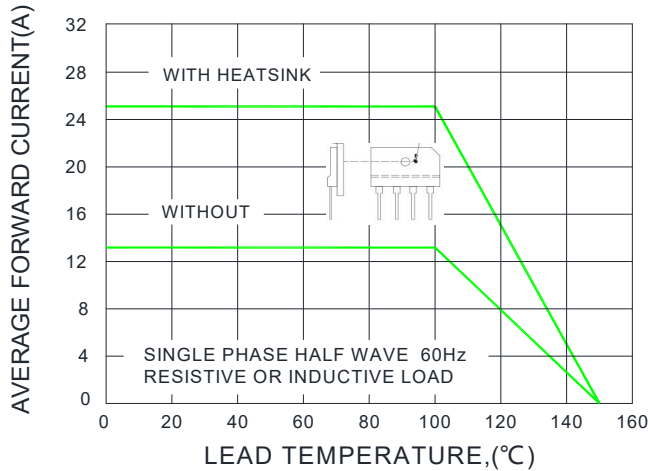


GBU2501 THRU GBU2510

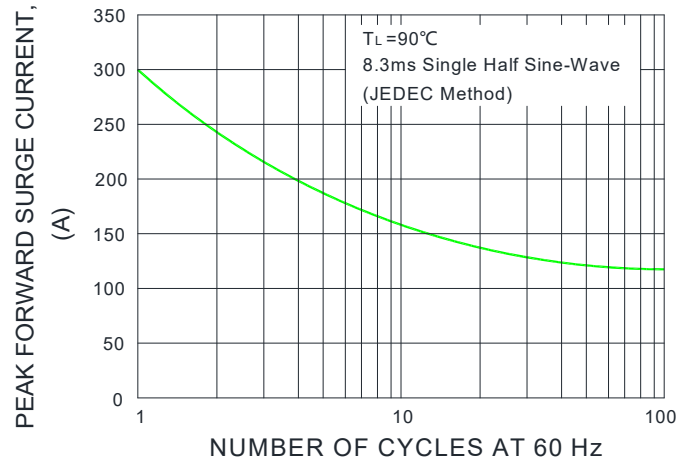
VOLTAGE RANGE 100 to 1000 Volts
CURRENT 25.0 Ampere

Ratings and Characteristic Curves ($T_A=25^\circ\text{C}$ unless otherwise noted)

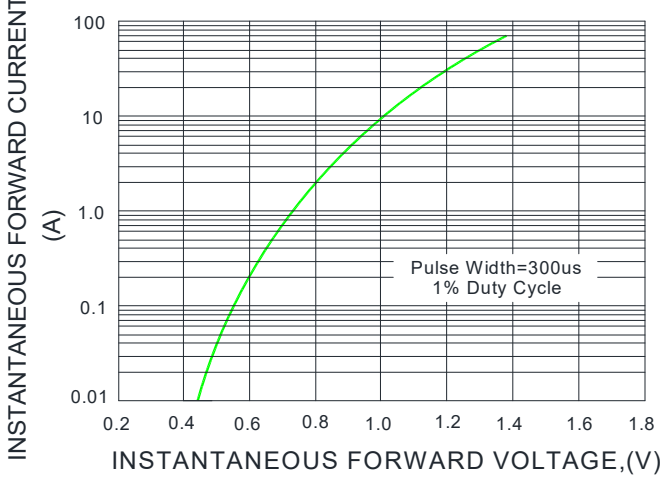
F1G.1-FORWARD CURRENT DERATING CURVE



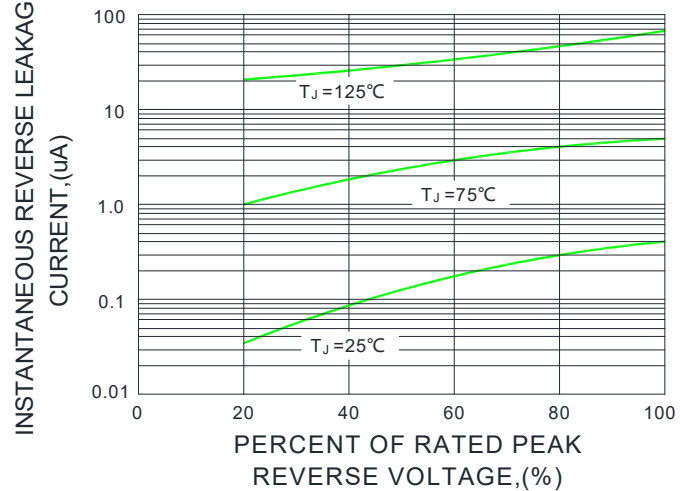
F1G.2-MAXIMUM NON-REPETITIVE PEAK FORWARD SURGE CURRENT



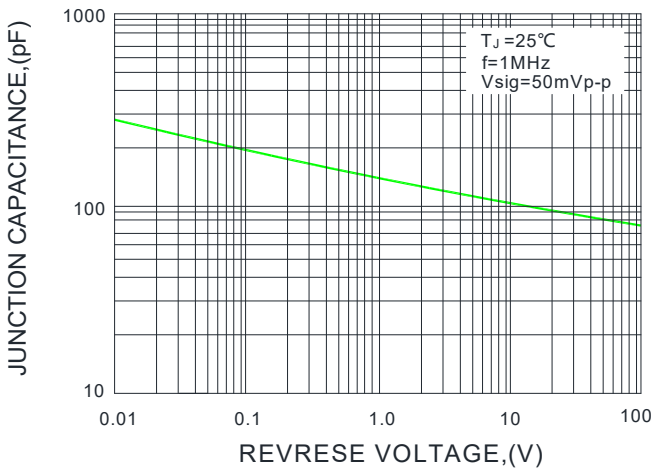
F1G.3-TYPICAL INSTANTANEOUS FORWARD CHARACTERISTICS



F1G.4-TYPICAL REVERSE CHARACTERISTICS



F1G.5-TYPICAL JUNCTION CAPACITANCE





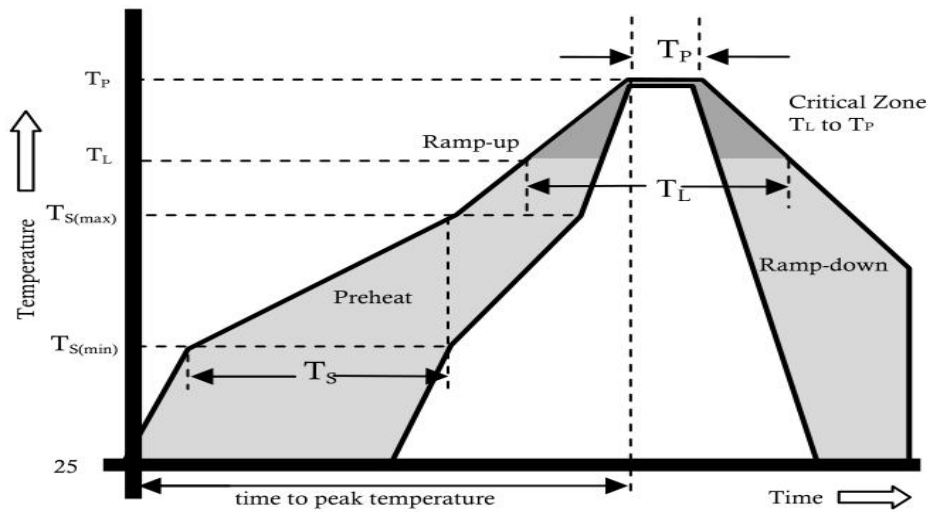
GBU2501 THRU GBU2510

VOLTAGE RANGE 100 to 1000 Volts
CURRENT 25.0 Ampere

Ordering Information (Example)

PREFERRED P/N	PACKING CODE	UNIT WEIGHT(g)	MINIMUM PACKAGE(pcs)	INNER BOX QUANTITY(pcs)	OUTER CARTON QUANTITY(pcs)	DELIVERY MODE
GBU2501 THRU GBU2510	B1	Approximate 3.96	20	1000	2000	TUBE

Reflow Profile



Reflow Condition		Pb-Free Assembly
Pre Heat	Temperature Min.	+150°C
	Temperature Max.	+200°C
	Time(Min to Max)	60 -180 secs.
Average ramp up rate(Liquidus Temp(T_L) to peak)		3°C/sec. Max.
$T_{S(max)}$ to T_L - Ramp-up Rate		3°C/sec. Max.
Reflow	Temperature (T_L)(Liquidus)	+217°C
	Temperature (T_L)	60 -150 secs.
Peak Temp (T_P)		+(260+0/-5)°C
Time within 5°C of actual Peak Temp (T_P)		25 secs.
Ramp-down Rate		6°C/sec. Max.
Time 25°C to peak Temp (T_P)		8 min. Max.
Do not exceed		+260°C



GBU2501 THRU GBU2510

VOLTAGE RANGE	100 to 1000 Volts
CURRENT	25.0 Ampere

Disclaimer

The information presented in this document is for reference only. Chongqing changjie Electronic Technology Co., Ltd. reserves the right to make changes without notice for the specification of the products displayed herein to improve reliability, function or design or otherwise.

The product listed herein is designed to be used with ordinary electronic equipment or devices, and not designed to be used with equipment or devices which require high level of reliability and the malfunction of which would directly endanger human life (such as medical instruments, transportation equipment, aerospace machinery, nuclear-reactor controllers, fuel controllers and other safety devices), Changjie or anyone on its behalf, assumes no responsibility or liability for any damages resulting from such improper use of sale.

This publication supersedes & replaces all information previously supplied. For additional information, please visit our website [http:// www.czlangjie.com](http://www.czlangjie.com) , or consult your nearest Langjie's sales office for further assistance.

X-ON Electronics

Largest Supplier of Electrical and Electronic Components

Click to view similar products for [Bridge Rectifiers](#) category:

Click to view products by [LangJie](#) manufacturer:

Other Similar products are found below :

[MB252](#) [MB356G](#) [MB358G](#) [GBJ1504-BP](#) [GBU10B-BP](#) [GBU15K-BP](#) [GBU4A-BP](#) [GBU4D-BP](#) [DB101-BP](#) [DF01](#) [DF10SA-E345](#) [KBPC50-10S](#) [RS405GL-BP](#) [GBJ1502-BP](#) [GBU6M](#) [TB102M](#) [MB1510](#) [MB86](#) [TL401G](#) [MDA920A2](#) [TU602](#) [TU810](#) [MP5010W-BP](#) [MP501W-BP](#) [MP502-BP](#) [KBPC25-02](#) [VBO160-12NO7](#) [VS-110MT120KPBF](#) [VS-60MT80KPBF](#) [DB105-BP](#) [DF1510S](#) [VS-40MT160PAPBF](#) [GBU4G-BP](#) [GSIB15A80-E3/45](#) [DB104-BP](#) [D3SB60](#) [TB354](#) [GBJ2504-BP](#) [26MB100A](#) [B1S-G](#) [VS-40MT160KPBF](#) [VUO162-16NO7](#) [ABS10-G](#) [GBU6B-BP](#) [GBJ1508-BP](#) [BR5010-G](#) [ABS6-G](#) [B125C800G-E4/51](#) [MSB15MH-13](#) [LBS10-13](#)