

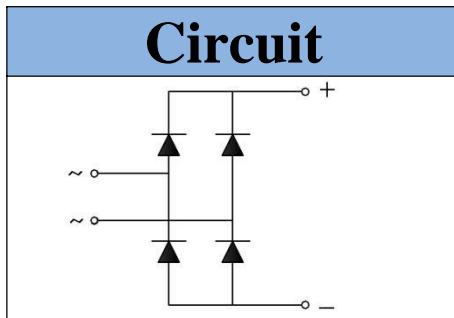


## Glass Passivated Single Phase Bridge Rectifiers

**Reverse Voltage** 200 to 1000V  
**Forward Current** 25 Amp

### Features

- Glass passivated die construction
- Ideal for printed circuit boards
- High surge current capability
- High temperature soldering guaranteed: 265°C /10 seconds, 0.375" (9.5mm) lead length, 5lbs. (2.3kg) tension



### Mechanical Data

**Case:** Molded plastic case  
**Terminals:** Plated leads solderable per MIL-STD-750, Method 2026  
**Polarity:** Marked on Body  
**Mounting Position:** Any

### Bridge Type

TYPE	VRRM	VRSM
KBPC 2502	200V	300V
KBPC 2504	400V	500V
KBPC 2506	600V	700V
KBPC 2508	800V	900V
KBPC 2510	1000V	1100V

### Maximum Ratings and Thermal Characteristics (TA = 25°C unless otherwise noted)

Symbol	Conditions	Values	Units
I(AV)	Maximum average forward output rectified current Tc =55°C	25	A
IFSM	Peak forward surge current single half sine-wave superimposed on rated load (JEDEC Method)	350	A
I <sup>2</sup> t	Rating for fusing (t<10ms)	612	A <sup>2</sup> s
Visol	a.c.50HZ;r.m.s.;1min	2500	V
RθJC	Maximum thermal resistance per leg (1)	2.2	°C/W
TOR	Mounting Torque (Recommended torque:2 N.m)	2	N.m
Tj, TSTG	Operating Junction and storage temperature range	-55 to +150	°C
Weight	Approximate Weight	18	g

### Electrical Characteristics (TA = 25°C unless otherwise noted)

Symbol	Conditions	Values	Units
V <sub>F</sub>	Maximum Instantaneous Forward Voltage per leg I <sub>FM</sub> =12.5A	1.1	V
I <sub>R</sub>	Maximum DC reverse current at rated DC blocking voltage per leg	TA = 25°C 5.0 TA = 125°C 500	μA

Notes: (1) Junction to case with heatsink  
 (2) Recommended mounting position is to bolt down on heatsink with silicone thermal compound for maximum heat transfer with #6 screw

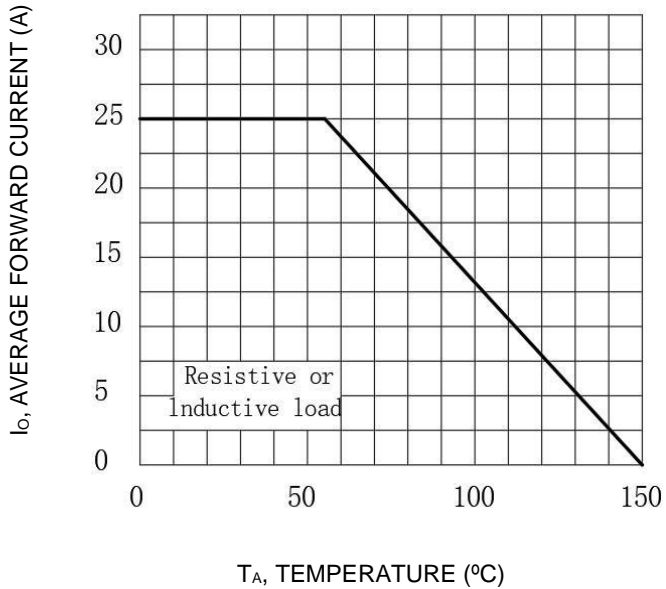
**Performance Curves**


Fig.1 Forward Current Derating Curve

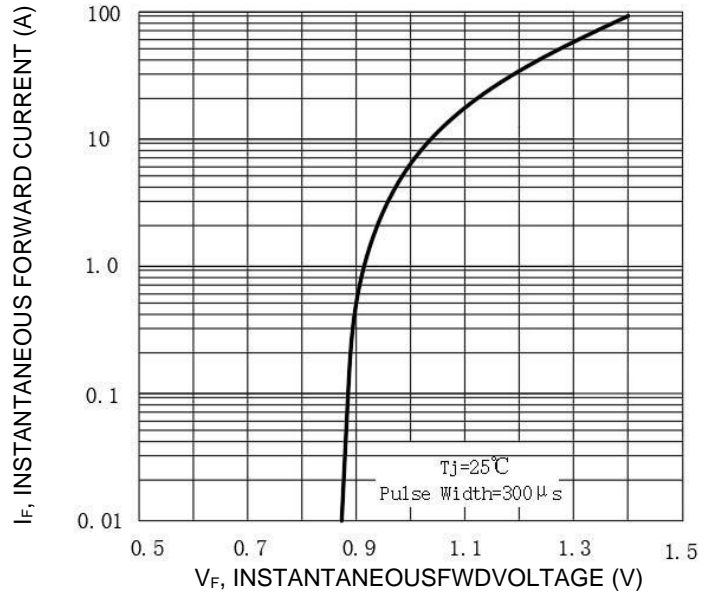


Fig.2 Typical Forward Characteristics, per element

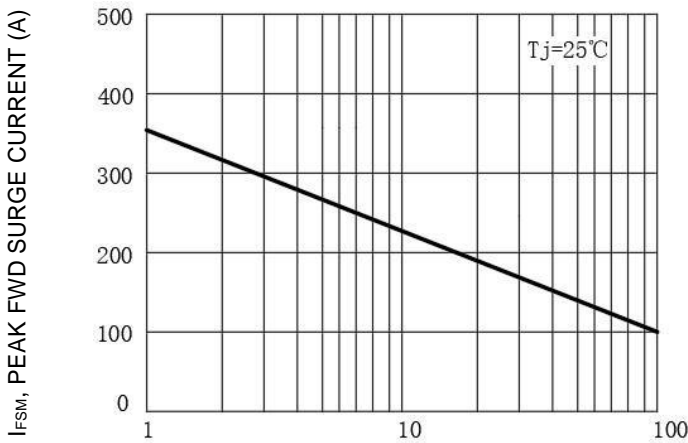


Fig.3 Max Non-Repetitive Surge Current

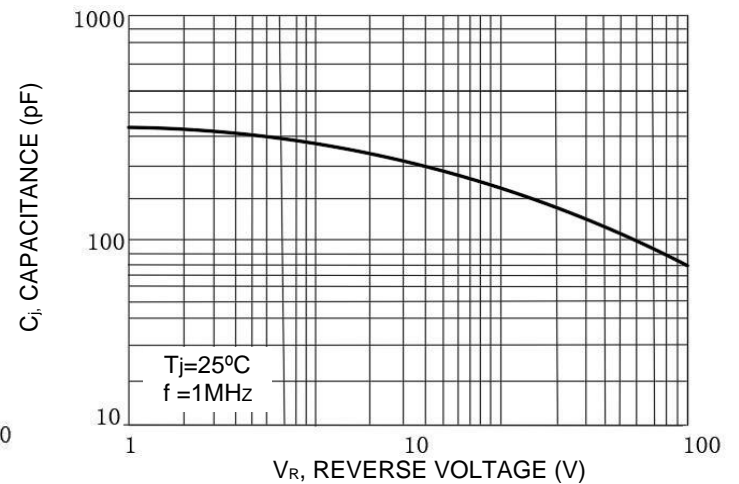


Fig.4 Typical Junction Capacitance per Element

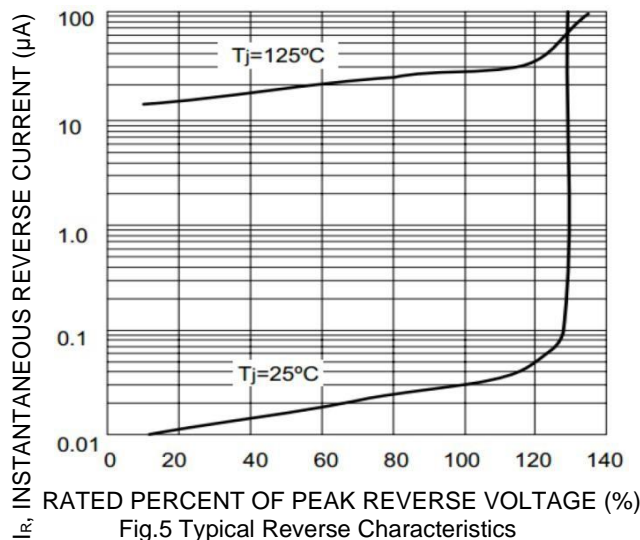
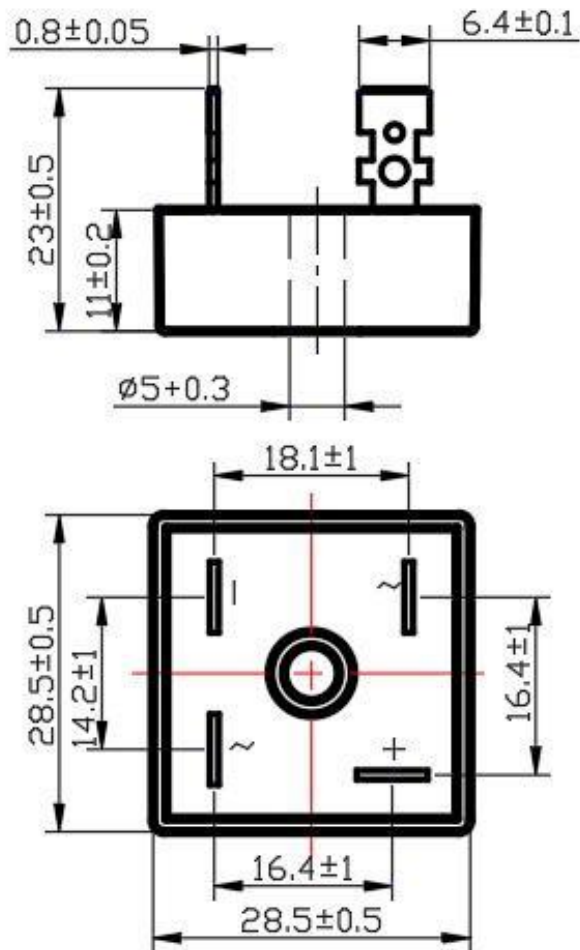


Fig.5 Typical Reverse Characteristics

Package Outline Information

CASE: KBPC



Dimensions in inches (mm)

## X-ON Electronics

Largest Supplier of Electrical and Electronic Components

*Click to view similar products for [Bridge Rectifiers](#) category:*

*Click to view products by [LangJie](#) manufacturer:*

Other Similar products are found below :

[MB252](#) [MB356G](#) [MB358G](#) [GBJ1504-BP](#) [GBU10B-BP](#) [GBU15K-BP](#) [GBU4A-BP](#) [GBU4D-BP](#) [DB101-BP](#) [DF01](#) [DF10SA-E345](#) [KBPC50-10S](#) [RS405GL-BP](#) [GBJ1502-BP](#) [GBU6M](#) [TB102M](#) [MB1510](#) [MB86](#) [TL401G](#) [MDA920A2](#) [TU602](#) [TU810](#) [MP5010W-BP](#) [MP501W-BP](#) [MP502-BP](#) [KBPC25-02](#) [VBO160-12NO7](#) [VS-110MT120KPBF](#) [VS-60MT80KPBF](#) [DB105-BP](#) [DF1510S](#) [VS-40MT160PAPBF](#) [GBU4G-BP](#) [GSIB15A80-E3/45](#) [DB104-BP](#) [D3SB60](#) [TB354](#) [GBJ2504-BP](#) [26MB100A](#) [B1S-G](#) [VS-40MT160KPBF](#) [VUO162-16NO7](#) [ABS10-G](#) [GBU6B-BP](#) [GBJ1508-BP](#) [BR5010-G](#) [ABS6-G](#) [B125C800G-E4/51](#) [MSB15MH-13](#) [LBS10-13](#)