

SR220L THRU SR2200L

VOLTAGE RANGE 20 to 200 Volts
CURRENT 2.0 Ampere

Features

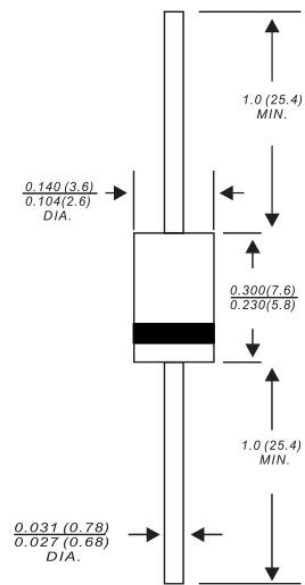
- Fast switching speed
- Low forward voltage
- Low power high efficiency
- High surge capability
- High temperature soldering guaranteed
250°C/10 seconds, 0.373"(9.5mm) lead length

Mechanical Data

- Case: Transfer molded plastic
- Epoxy: UL 94V-0 rate flame retardant
- Lead :Solder plated, solderable per MIL-STD-750 method 2026
- Polarity: Color band denotes cathode end
- Weight: 0.012ounce, 0.39 grams



DO-15



Maximum Ratings and Electrical Characteristics

- Ratings at 25°C ambient temperature unless otherwise specified
- Single phase, half wave, 60Hz, resistive or inductive load
- For capacitive load derate current by 20%

TYPE NUMBER	SYMBOLS	SR220L	SR240L	SR260L	SR280L	SR2100L	SR2150L	SR2200L	UNIT
Maximum Repetitive Peak Reverse Voltage	V _{RRM}	20	40	60	80	100	150	200	Volts
Maximum RMS Voltage	V _{RMS}	14	28	42	56	70	105	140	Volts
Maximum DC Blocking Voltage	V _{DC}	20	40	60	80	100	150	200	Volts
Maximum Average Forward Rectified Current at TL see figure 1 TL = 100°C	I _(AV)	2.0							Amps
Peak Forward Surge Current 8.3ms single half sine-wave superimposed on rated load (JEDEC method)	I _{FSM}	60							Amps
Maximum Instantaneous Forward Voltage @ 2.0A ^(Note1)	V _F	0.45	0.55	0.70		0.85		Volts	
Maximum DC Reverse Current at rated DC Blocking Voltage per element	T _A = 25°C	0.5					0.15		mA
	T _A = 100°C	20		10		1.5			
Typical thermal resistance ^(NOTE 2)	R _{θJA}	40							°C/W
	R _{θJL}	13							
Operating Junction Temperature	T _J	(-55 to +150)							°C
Storage Temperature Range	T _{STG}	(-55 to +150)							°C

Notes:

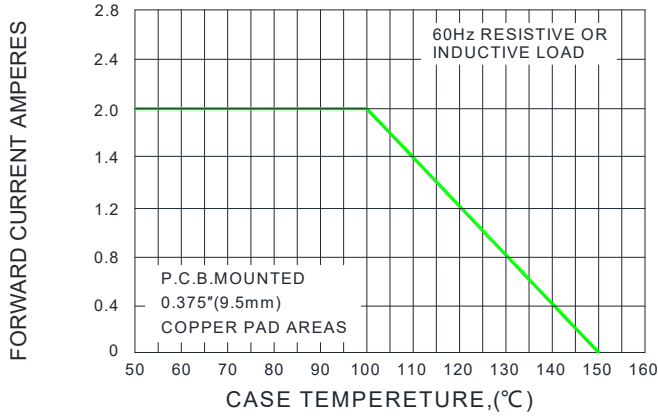
1. Pulse test: 300µs pulse width, 1% duty cycle.
2. Thermal Resistance from junction to Ambient at .375"(9.5mm) lead length, P.C. board mounted.

SR220L THRU SR2200L

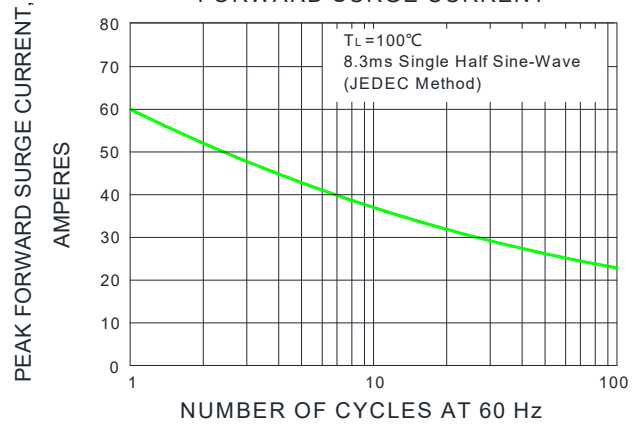
VOLTAGE RANGE 20 to 200 Volts
CURRENT 2.0 Ampere

Ratings and Characteristic Curves ($T_A=25^\circ\text{C}$ unless otherwise noted)

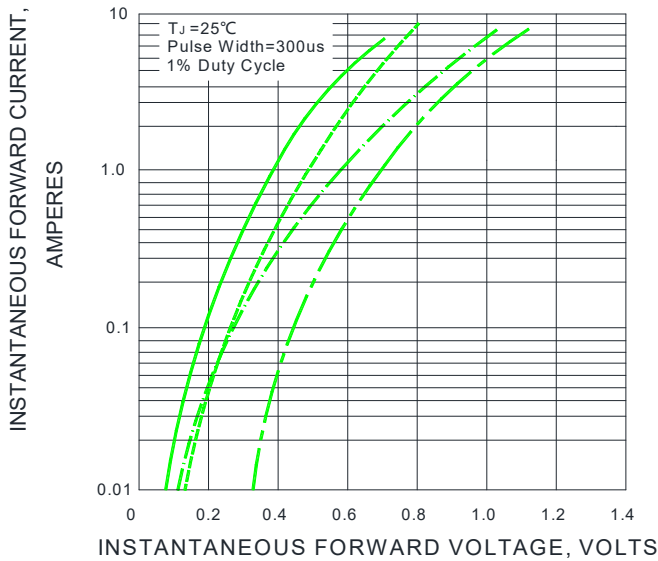
F1G.1-FORWARD CURRENT DERATING CURVE



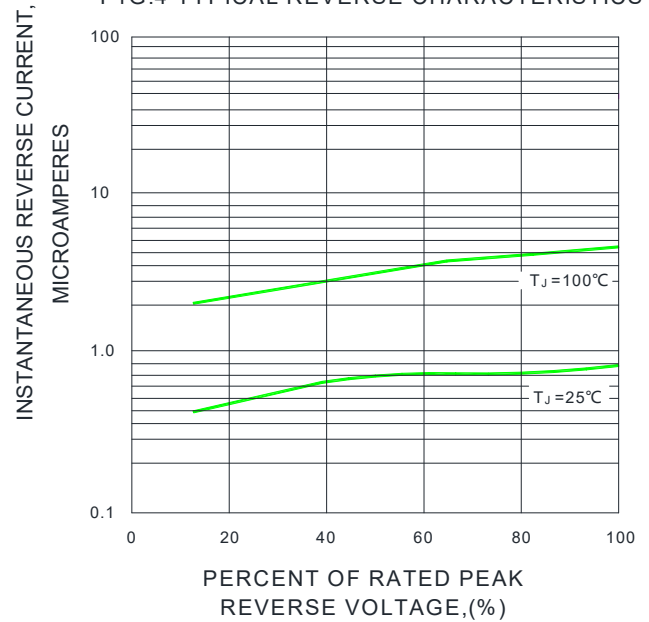
F1G.2-MAXIMUM NON-REPETITIVE PEAK FORWARD SURGE CURRENT



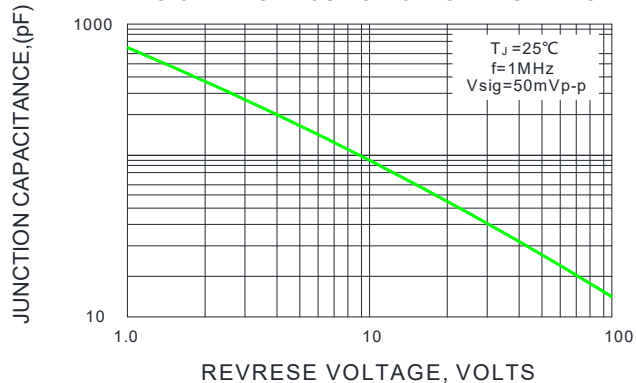
F1G.3-TYPICAL INSTANTANEOUS FORWARD CHARACTERISTICS



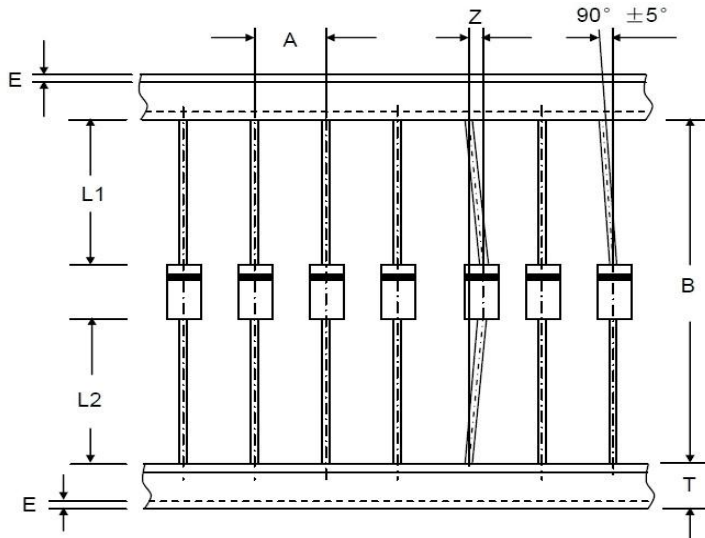
F1G.4-TYPICAL REVERSE CHARACTERISTICS



F1G.5-TYPICAL JUNCTION CAPACITANCE



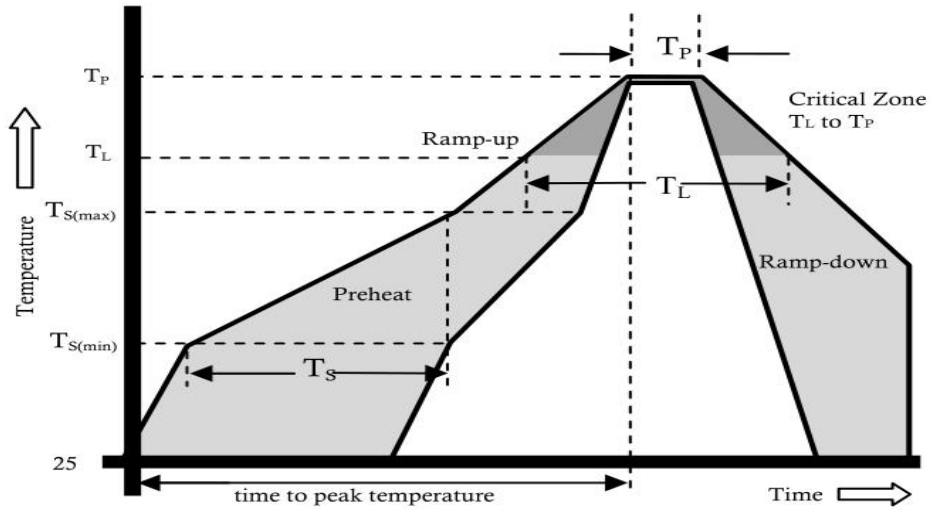
Axial Lead Taping Specifications for Rectifiers



Component Outline	Component Pitch A	Inner Tape Pitch B		Cumulative Tolerance
	±0.5mm	+0.5mm	-0.4mm	
DO-204AC(DO-15)	5.0mm	52.4mm	26.0mm	2.0mm/20pitch

Item	Symbol	Specifications(mm)	Specifications(inch)
Component alignment	Z	1.2 max	0.048 max
Tape width	T	6.0±0.4	0.236±0.016
Exposed adhesive	E	0.8 max	0.032 max
Body eccentricity	L1-L2	1.0 max	0.040 max

Reflow Profile



Reflow Condition		Pb-Free Assembly
Pre Heat	Temperature Min.	+150°C
	Temperature Max.	+200°C
	Time(Min to Max)	60-180 secs.
Average ramp up rate(Liquidus Temp(TL) to peak)		3°C/sec. Max.
TS(max) to TL - Ramp-up Rate		3°C/sec. Max.
Reflow	Temperature (TL)(Liquidus)	+217°C
	Temperature (TL)	60-150 secs.
Peak Temp (TP)		+(260+0/-5)°C
Time within 5°C of actual Peak Temp (TP)		25 secs.
Ramp-down Rate		6°C/sec. Max.
Time 25°C to peak Temp (TP)		8 min. Max.
Do not exceed		+260°C

X-ON Electronics

Largest Supplier of Electrical and Electronic Components

Click to view similar products for [Schottky Diodes & Rectifiers](#) category:

Click to view products by [LangJie](#) manufacturer:

Other Similar products are found below :

[MA4E2039](#) [MMBD301M3T5G](#) [RB160M-50TR](#) [D83C](#) [BAS16E6433HTMA1](#) [BAS 3010S-02LRH E6327](#) [BAT 54-02LRH E6327](#)
[NRVBAF360T3G](#) [NSR05F40QNXT5G](#) [NTE555](#) [JANS1N6640](#) [SS3003CH-TL-E](#) [GA01SHT18](#) [CRS10I30A\(TE85L,QM](#) [MBRA140TRPBF](#)
[MBRB30H30CT-1G](#) [BAT 15-04R E6152](#) [JANTX1N5712-1](#) [DMJ3940-000](#) [SB007-03C-TB-E](#) [NRVBB20100CTT4G](#) [NRVBM120LT1G](#)
[NTSB30U100CT-1G](#) [CRG04\(T5L,TEMQ\)](#) [ACDBA1100LR-HF](#) [ACDBA1200-HF](#) [ACDBA240-HF](#) [ACDBA3100-HF](#) [CDBQC0530L-HF](#)
[ACDBA260LR-HF](#) [ACDBA1100-HF](#) [10BQ015-M3/5BT](#) [NRVBM120ET1G](#) [VSSB410S-M3/5BT](#) [1N5819T-G](#) [PDS1040Q-13](#) [B160BQ-13-F](#)
[SDM05U20CSP-7](#) [BAS 70-07 E6433](#) [B140S1F-7](#) [HSM560Je3/TR13](#) [DDB2265-000](#) [ZHCS506QTA](#) [HSM190Je3/TR13](#) [B330AF-13](#)
[ACDBUC0230-HF](#) [SDM1U100S1F-7](#) [MBR10200CTF-G1](#) [CDLL5712](#) [DMF2822-000](#)