



SS22 THRU SS220

VOLTAGE RANGE

20 to 200 Volts

CURRENT

2.0 Ampere



Features

- Low profile surface mount package
- Built in strain relief
- High switching speed
- Low voltage drop, high efficiency
- For use in low voltage high frequency inverters, Free willing ,and polarity protection applications
- Guardring for over voltage protection



DO-214AC (SMA)

Mechanical Data

- Case: Transfer molded plastic
- Epoxy: UL 94V-0 rate flame retardant
- Lead :Solder plated, solderable per MIL-STD-750 method 2026
- Polarity: Color band denotes cathode end
- Weight: 0.002 ounce, 0.064 gram

Maximum Ratings and Electrical Characteristics

- Ratings at 25°C ambient temperature unless otherwise specified.
- Single phase, half wave, 60Hz, resistive or inductive load.
- For capacitive load derate current by 20%.

TYPE NUMBER	SYMBOL	SS 22	SS 24	SS 25	SS 26	SS 28	SS 210	SS 215	SS 220	UNIT	
Maximum Repetitive Peak Reverse Voltage	V_{RRM}	20	40	50	60	80	100	150	200	Volts	
Maximum RMS Voltage	V_{RMS}	14	28	35	42	56	70	105	140	Volts	
Maximum DC Blocking Voltage	V_{DC}	20	40	50	60	80	100	150	200	Volts	
Maximum Average Forward Rectified Current at T_L see figure 1 $T_L = 100^\circ\text{C}$	$I_{(AV)}$	2.0								Amps	
Peak Forward Surge Current 8.3ms single half sine-wave superimposed on rated load (JEDEC method)	I_{FSM}	50								Amps	
Maximum Instantaneous Forward Voltage @ 2.0A ^(Note1)	V_F	0.55	0.70		0.85		0.95		Volts		
Maximum DC Reverse Current at rated DC Blocking Voltage per element	$T_A = 25^\circ\text{C}$	0.1						0.01		mA	
	$T_A = 125^\circ\text{C}$	20.0			10.0		2.0				
Typical Thermal Resistance ^(Note 2)	$R_{\theta JA}$	55								$^\circ\text{C}/\text{W}$	
	$R_{\theta JL}$	25									
Diode junction capacitance ^(Note 3)	C_j	30								pF	
Operating Junction Temperature	T_J	-55 to +150				-65 to +150				$^\circ\text{C}$	
Storage Temperature Range	T_{STG}	-55 to +150									$^\circ\text{C}$

Notes:

1. Pulse test:300 μs pulse width,1% duty cycle.
2. Unit mounted on P.C.B. with 0.20"×0.20"(5.00mm×5.00mm) copper pads.
3. f=1MHz and applied 4V DC reverse voltage.

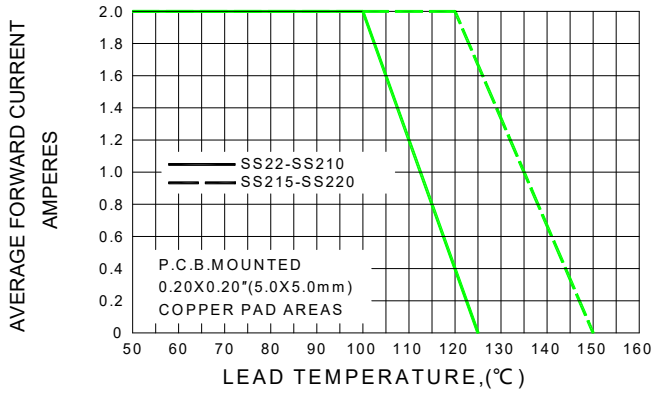


SS22 THRU SS220

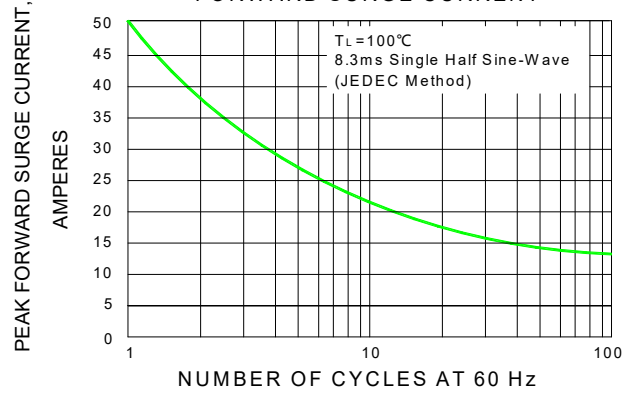
VOLTAGE RANGE 20 to 200 Volts
CURRENT 2.0 Ampere

Ratings and Characteristic Curves ($T_A=25^{\circ}\text{C}$ unless otherwise noted)

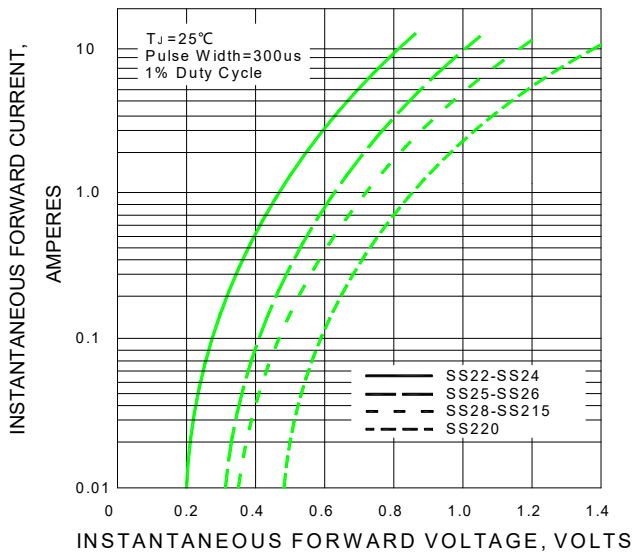
F1G.1-FORWARD CURRENT DERATING CURVE



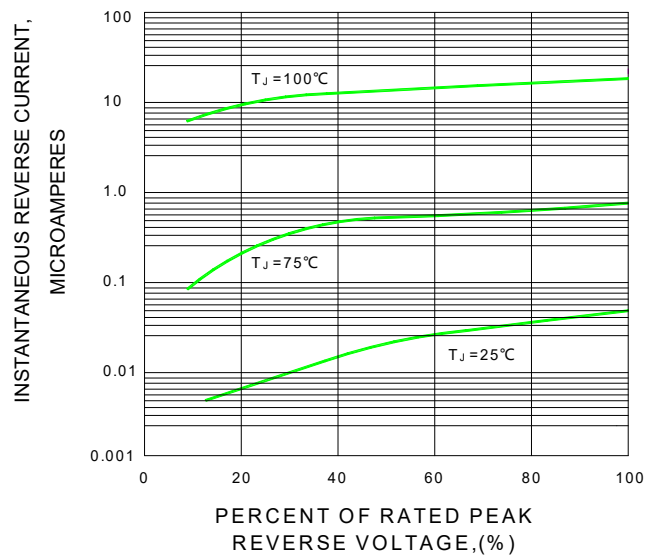
F1G.2-MAXIMUM NON-REPETITIVE PEAK FORWARD SURGE CURRENT



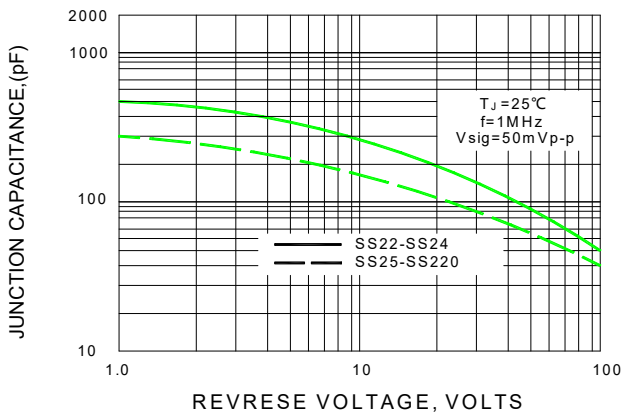
F1G.3-TYPICAL INSTANTANEOUS FORWARD CHARACTERISTICS



F1G.4-TYPICAL REVERSE CHARACTERISTICS



F1G.5-TYPICAL JUNCTION CAPACITANCE



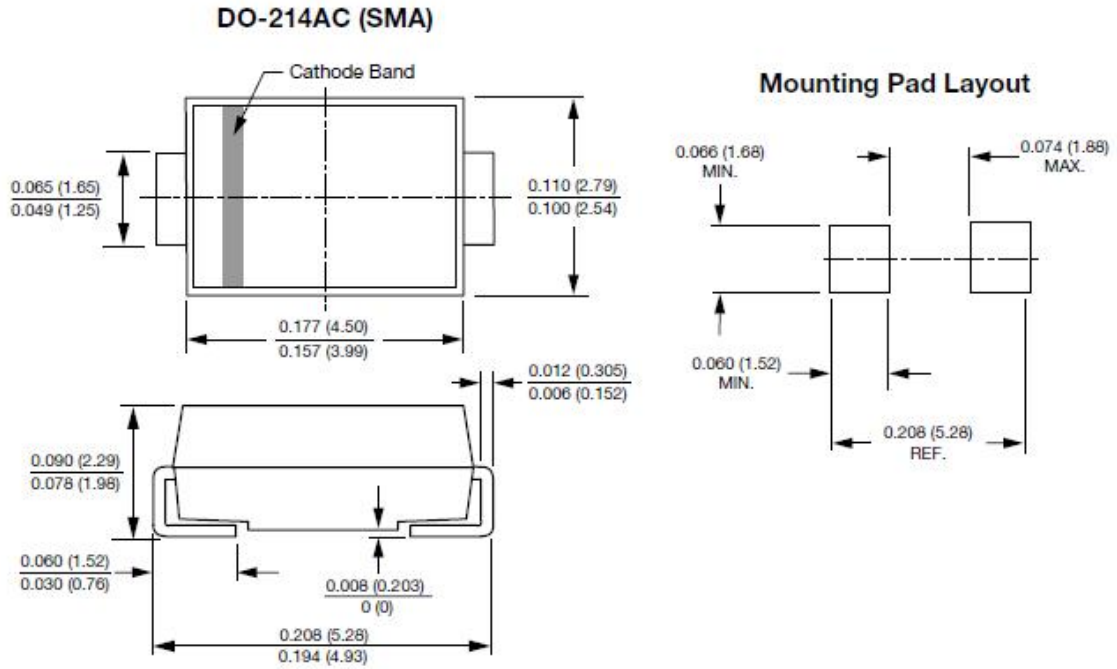


SURFACE MOUNT SCHOTTKY BARRIER RECTIFIER

SS22 THRU SS220

VOLTAGE RANGE 20 to 200 Volts
CURRENT 2.0 Ampere

Package Outline Dimensions in inches (millimeters)



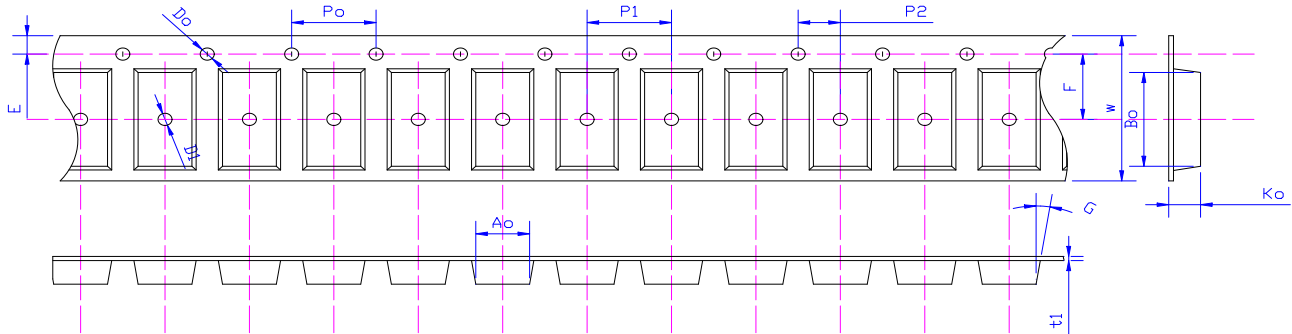


SURFACE MOUNT SCHOTTKY BARRIER RECTIFIER

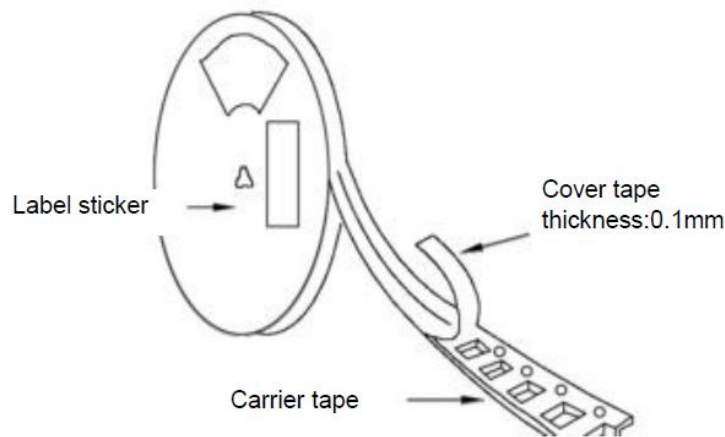
SS22 THRU SS220

VOLTAGE RANGE 20 to 200 Volts
CURRENT 2.0 Ampere

Package Reel Information



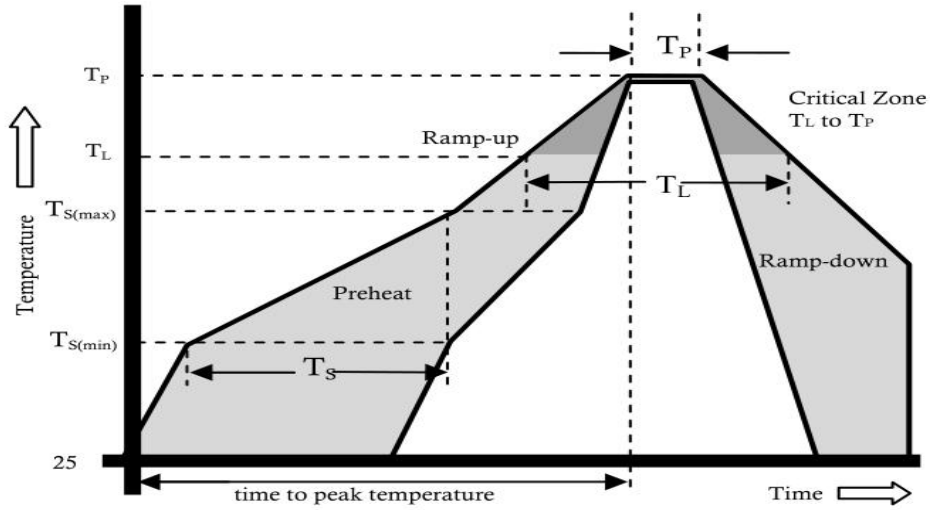
Specifications	Ao	Bo	Ko	Po	W	t1
SMA	2.55±0.10	5.10±0.10	2.36±0.10	4.00±0.1	12.0±0.05	0.23±0.02



DEVICE TYPE	Tape Width	13"Reel			07"Reel			
		Q'TY/REEL(pcs)	BOX/CARTOON	Q'TY/CARTON(pcs)	Q'TY/REEL(pcs)	REEL/BOX	BOX/CARTOON	Q'TY/CARTON(pcs)
SMA	12mm	5000	8	80000	1500	2	16	48000



Reflow Profile



Reflow Condition		Pb-Free Assembly
Pre Heat	Temperature Min.	+150°C
	Temperature Max.	+200°C
	Time(Min to Max)	60-180 secs.
Average ramp up rate(Liquidus Temp(T_L) to peak)		3°C/sec. Max.
T_S (max) to T_L - Ramp-up Rate		3°C/sec. Max.
Reflow	Temperature (T_L)(Liquidus)	+217°C
	Temperature (T_L)	60-150 secs.
Peak Temp (T_P)		+(260+0/-5)°C
Time within 5°C of actual Peak Temp (T_P)		25 secs.
Ramp-down Rate		6°C/sec. Max.
Time 25°C to peak Temp (T_P)		8 min. Max.
Do not exceed		+260°C



SS22 THRU SS220

VOLTAGE RANGE	20 to 200 Volts
CURRENT	2.0 Ampere

Disclaimer

The information presented in this document is for reference only. Chongqing changjie Electronic Technology Co., Ltd. reserves the right to make changes without notice for the specification of the products displayed herein to improve reliability, function or design or otherwise.

The product listed herein is designed to be used with ordinary electronic equipment or devices, and not designed to be used with equipment or devices which require high level of reliability and the malfunction of which would directly endanger human life (such as medical instruments, transportation equipment, aerospace machinery, nuclear-reactor controllers, fuel controllers and other safety devices), Changjie or anyone on its behalf, assumes no responsibility or liability for any damages resulting from such improper use of sale.

This publication supersedes & replaces all information previously supplied. For additional information, please visit our website [http:// www.czlangjie.com](http://www.czlangjie.com) , or consult your nearest Langjie's sales office for further assistance.

X-ON Electronics

Largest Supplier of Electrical and Electronic Components

Click to view similar products for [Schottky Diodes & Rectifiers](#) category:

Click to view products by [LangJie](#) manufacturer:

Other Similar products are found below :

[MA4E2039](#) [MMBD301M3T5G](#) [RB160M-50TR](#) [D83C](#) [BAS16E6433HTMA1](#) [BAS 3010S-02LRH E6327](#) [BAT 54-02LRH E6327](#)
[NRVBAF360T3G](#) [NSR05F40QNXT5G](#) [NTE555](#) [JANS1N6640](#) [SS3003CH-TL-E](#) [GA01SHT18](#) [CRS10I30A\(TE85L,QM](#) [MBRA140TRPBF](#)
[MBRB30H30CT-1G](#) [BAT 15-04R E6152](#) [JANTX1N5712-1](#) [DMJ3940-000](#) [SB007-03C-TB-E](#) [NRVBB20100CTT4G](#) [NRVBM120LT1G](#)
[NTSB30U100CT-1G](#) [CRG04\(T5L,TEMQ\)](#) [ACDBA1100LR-HF](#) [ACDBA1200-HF](#) [ACDBA240-HF](#) [ACDBA3100-HF](#) [CDBQC0530L-HF](#)
[ACDBA260LR-HF](#) [ACDBA1100-HF](#) [10BQ015-M3/5BT](#) [NRVBM120ET1G](#) [VSSB410S-M3/5BT](#) [1N5819T-G](#) [PDS1040Q-13](#) [B160BQ-13-F](#)
[SDM05U20CSP-7](#) [BAS 70-07 E6433](#) [B140S1F-7](#) [HSM560Je3/TR13](#) [DDB2265-000](#) [ZHCS506QTA](#) [HSM190Je3/TR13](#) [B330AF-13](#)
[ACDBUC0230-HF](#) [SDM1U100S1F-7](#) [MBR10200CTF-G1](#) [CDLL5712](#) [DMF2822-000](#)