



SS52LB THRU SS510LB

VOLTAGE RANGE 20 to 100Volts
CURRENT 5.0 Ampere



Features

- Low profile surface mount package
- Built-in strain relief
- High switching speed, low V_F
- Low voltage drop, high efficiency
- For use in low voltage high frequency inverters, Free wheeling, and polarity protection applications
- Guarding for over voltage protection



DO-214AA (SMB J-Bend)

Mechanical Data

- Case: Transfer molded plastic
- Epoxy :UL 94V-0 rate flame retardant
- Lead: Solder plated, solderable per MIL-STD-750 method 2026
- Polarity: Color band denotes cathode end
- Weight: 0.003ounce, 0.093 gram

Maximum Ratings and Electrical Characteristics

- Ratings at 25°C ambient temperature unless otherwise specified
- Single phase, half wave, 60Hz, resistive or inductive load
- For capacitive load derate current by 20%

TYPE NUMBER	SYMB OLS	SS 52LB	SS 53LB	SS 54LB	SS 55LB	SS 56LB	SS 58LB	SS 510LB	UNIT
Maximum Repetitive Peak Reverse Voltage	V_{RRM}	20	30	40	50	60	80	100	Volts
Maximum RMS Voltage	V_{RMS}	14	21	28	35	42	56	70	Volts
Maximum DC Blocking Voltage	V_{DC}	20	30	40	50	60	80	100	Volts
Maximum Average Forward Rectified Current at T_L See figur.1 $T_L=105^\circ\text{C}$	$I_{(AV)}$	5.0							Amps
Peak Forward Surge Current 8.3mS single half sine-wave superimposed on rated load (JEDEC method)	I_{FSM}	120							Amps
Maximum Instantaneous Forward Voltage @ 5.0A ^(Note 1)	V_F	0.45		0.55		0.65		Volts	
Maximum DC Reverse Current at rated DC Blocking voltage per element	$T_A=25^\circ\text{C}$	10							mA
	$T_A=125^\circ\text{C}$	100							
Typical Thermal Resistance ^(Note 2)	$R_{\theta JA}$	55							$^\circ\text{C}/\text{W}$
	$R_{\theta JL}$	12							
Operating Junction Temperature	T_J	-65 to +150							$^\circ\text{C}$
Storage Temperature Rang	T_{STG}	-65 to +150							$^\circ\text{C}$

Notes:

1. Pulse test:300 μs pulse width,1% duty cycle
2. Thermal resistance from Junction to ambient and from junction to lead mounted on PCB. with 0.3 \times 0.3"(8.0 \times 8.0mm)copper pad areas



SS52LB THRU SS510LB

VOLTAGE RANGE	20 to 100Volts
CURRENT	5.0 Ampere

Ratings and Characteristic Curves ($T_A=25^\circ\text{C}$ unless otherwise noted)

FIG.1—TYPICAL FORWARD CURRENT DERATING CURVE

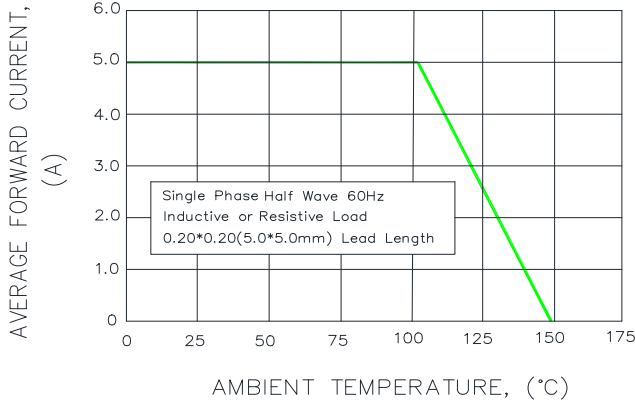


FIG.2—MAXIMUM NON-REPETITIVE PEAK FORWARD SURGE CURRENT

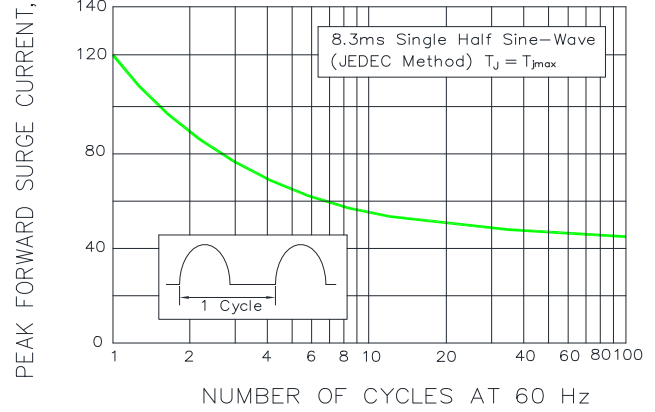


FIG.3—TYPICAL INSTANTANEOUS FORWARD CHARACTERISTICS

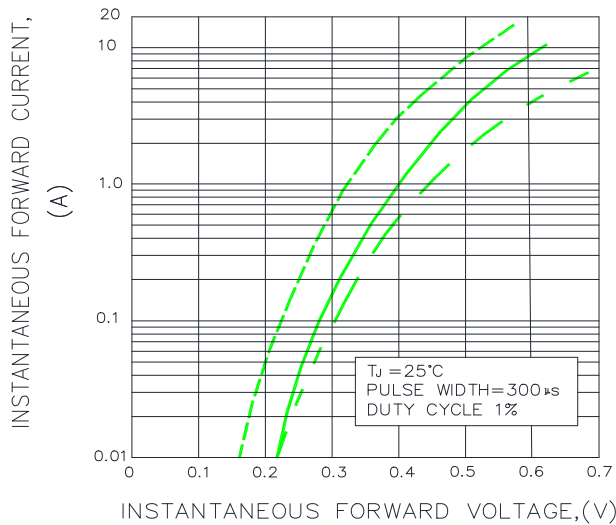


FIG.4—TYPICAL REVERSE CHARACTERISTICS

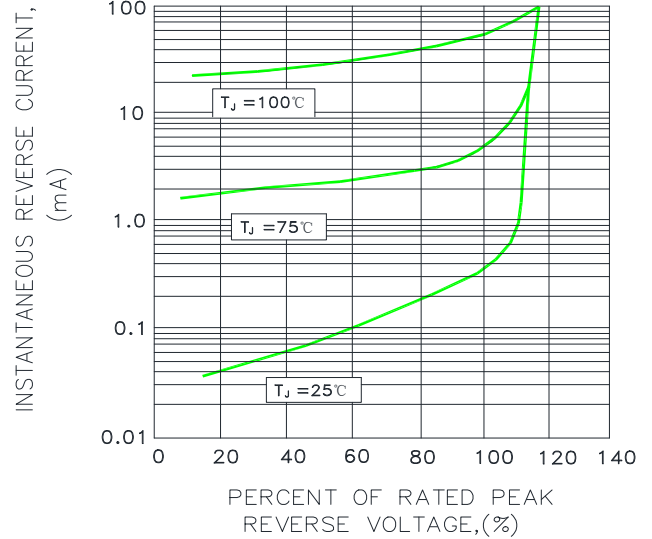
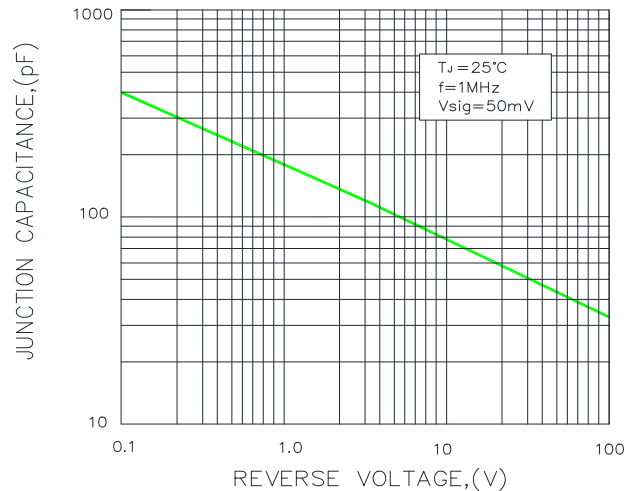


FIG.5—TYPICAL JUNCTION CAPACITANCE



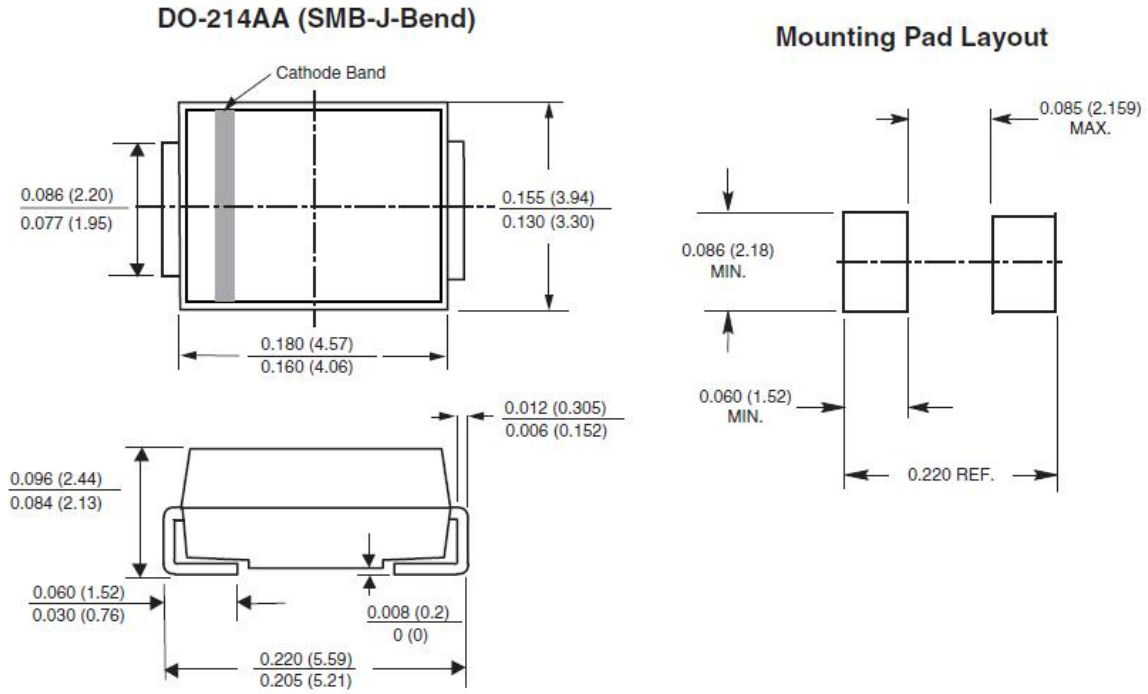


SS52LB THRU SS510LB

VOLTAGE RANGE 20 to 100Volts

CURRENT 5.0 Ampere

Package Outline Dimensions in inches (millimeters)

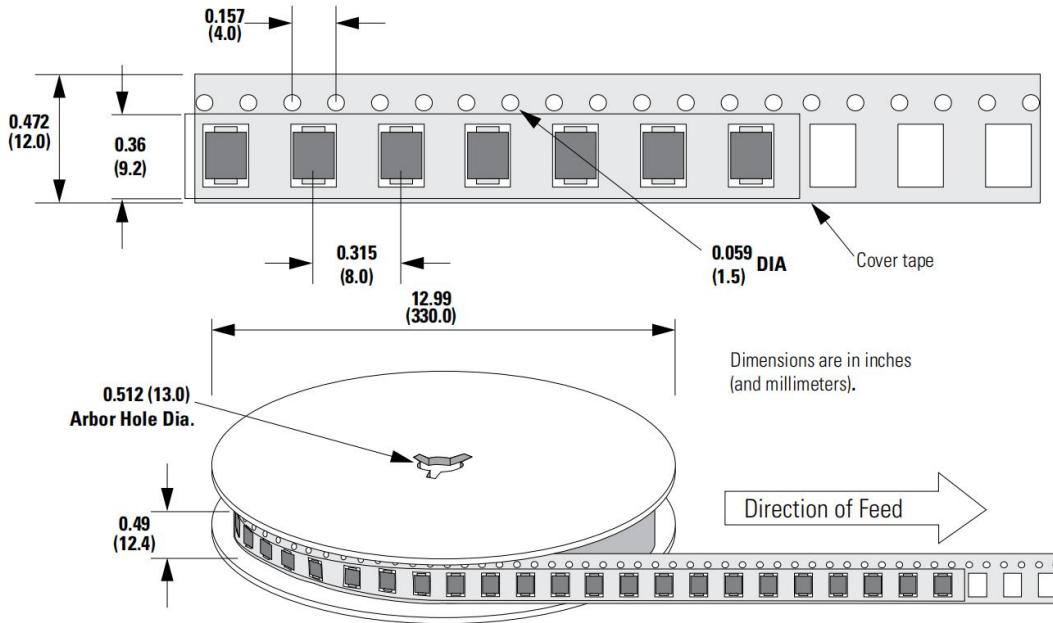




SS52LB THRU SS510LB

VOLTAGE RANGE	20 to 100Volts
CURRENT	5.0 Ampere

Package Reel Information



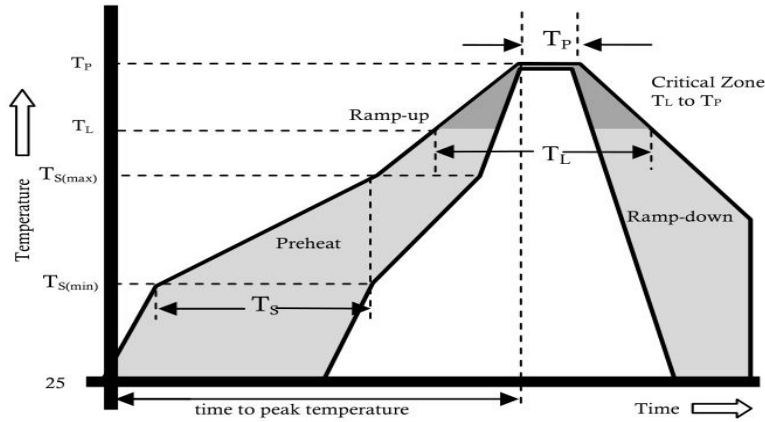
DEVICE TYPE	Tape Width	13" Reel			07" Reel			
		Q'TY/REEL(pcs)	BOX/CARTOO N	Q'TY/CARTON (pcs)	Q'TY/REEL(pcs)	REEL/BOX	BOX/CARTOO N	Q'TY/CARTON (pcs)
SMB	12mm	3000	8	48000	NA	NA	NA	NA



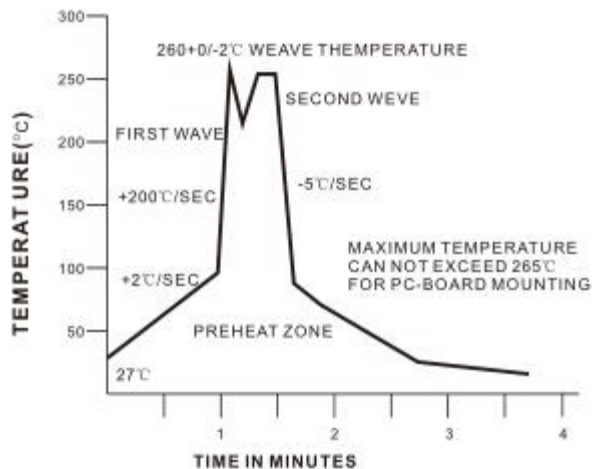
SS52LB THRU SS510LB

VOLTAGE RANGE 20 to 100Volts
CURRENT 5.0 Ampere

Reflow Profile



Reflow Condition		Pb-Free Assembly
Pre Heat	Temperature Min.	+150°C
	Temperature Max.	+200°C
	Time(Min to Max)	60-180 secs.
Average ramp up rate(Liquidus Temp(T_L) to peak)		3°C/sec. Max.
T_S (max) to T_L - Ramp-up Rate		3°C/sec. Max.
Reflow	Temperature (T_L)(Liquidus)	+217°C
	Temperature (T_I)	60-150 secs.
Peak Temp (T_P)		+(260+0/-5) °C
Time within 5°C of actual Peak Temp (T_P)		25 secs.
Ramp-down Rate		6°C/sec. Max.
Time 25°C to peak Temp (T_P)		8 min. Max.
Do not exceed		+260°C





SS52LB THRU SS510LB

VOLTAGE RANGE	20 to 100Volts
CURRENT	5.0 Ampere

Disclaimer

The information presented in this document is for reference only. Chongqing changjie Electronic Technology Co., Ltd. reserves the right to make changes without notice for the specification of the products displayed herein to improve reliability, function or design or otherwise.

The product listed herein is designed to be used with ordinary electronic equipment or devices, and not designed to be used with equipment or devices which require high level of reliability and the malfunction of which would directly endanger human life (such as medical instruments, transportation equipment, aerospace machinery, nuclear-reactor controllers, fuel controllers and other safety devices), Changjie or anyone on its behalf, assumes no responsibility or liability for any damages resulting from such improper use of sale.

This publication supersedes & replaces all information previously supplied. For additional information, please visit our website [http:// www.czlangjie.com](http://www.czlangjie.com) , or consult your nearest Langjie's sales office for further assistance.

X-ON Electronics

Largest Supplier of Electrical and Electronic Components

Click to view similar products for [Schottky Diodes & Rectifiers](#) category:

Click to view products by [LangJie](#) manufacturer:

Other Similar products are found below :

[MA4E2039](#) [MMBD301M3T5G](#) [RB160M-50TR](#) [D83C](#) [BAS16E6433HTMA1](#) [BAS 3010S-02LRH E6327](#) [BAT 54-02LRH E6327](#)
[NRVBAF360T3G](#) [NSR05F40QNXT5G](#) [NTE555](#) [JANS1N6640](#) [SS3003CH-TL-E](#) [GA01SHT18](#) [CRS10I30A\(TE85L,QM](#) [MBRA140TRPBF](#)
[MBRB30H30CT-1G](#) [BAT 15-04R E6152](#) [JANTX1N5712-1](#) [DMJ3940-000](#) [SB007-03C-TB-E](#) [NRVBB20100CTT4G](#) [NRVBM120LT1G](#)
[NTSB30U100CT-1G](#) [CRG04\(T5L,TEMQ\)](#) [ACDBA1100LR-HF](#) [ACDBA1200-HF](#) [ACDBA240-HF](#) [ACDBA3100-HF](#) [CDBQC0530L-HF](#)
[ACDBA260LR-HF](#) [ACDBA1100-HF](#) [10BQ015-M3/5BT](#) [NRVBM120ET1G](#) [VSSB410S-M3/5BT](#) [1N5819T-G](#) [PDS1040Q-13](#) [B160BQ-13-F](#)
[SDM05U20CSP-7](#) [BAS 70-07 E6433](#) [B140S1F-7](#) [HSM560Je3/TR13](#) [DDB2265-000](#) [ZHCS506QTA](#) [HSM190Je3/TR13](#) [B330AF-13](#)
[ACDBUC0230-HF](#) [SDM1U100S1F-7](#) [MBR10200CTF-G1](#) [CDLL5712](#) [DMF2822-000](#)