



SS52 THRU SS520

VOLTAGE RANGE 20 to 200 Volts
CURRENT 5.0 Ampere

Features

- The plastic package carries Underwriters Laboratory Flammability Classification 94V-0
- For surface mounted applications
- Metal silicon junction, majority carrier conduction
- Low power loss, high efficiency
- Built-in strain relief, ideal for automated placement
- High forward surge current capability
- High temperature soldering guaranteed: 260 C/10 seconds at terminals



DO-214AA (SMB J-Bend)

Mechanical Data

- Case: Transfer molded plastic
- Epoxy: UL 94V-0 rate flame retardant
- Lead :Solder plated, solderable per MIL-STD-750 method 2026
- Polarity: Color band denotes cathode end
- Weight: 0.003ounce, 0.093 gram

Maximum Ratings and Electrical Characteristics

- Ratings at 25°C ambient temperature unless otherwise specified
- Single phase, half wave, 60Hz, resistive or inductive load
- For capacitive load derate current by 20%

TYPE NUMBER	SYMBOL	SS 52	SS 54	SS 55	SS 56	SS 58	SS 510	SS 515	SS 520	UNIT	
Maximum Repetitive Peak Reverse Voltage	V_{RRM}	20	40	50	60	80	100	150	200	Volts	
Maximum RMS Voltage	V_{RMS}	14	28	35	42	56	70	105	140	Volts	
Maximum DC Blocking Voltage	V_{DC}	20	40	50	60	80	100	150	200	Volts	
Maximum Average Forward Rectified Current at T_L see figure 1 $T_L = 100^\circ\text{C}$	$I_{(AV)}$	5.0								Amps	
Peak Forward Surge Current 8.3ms single half sine-wave superimposed on rated load (JEDEC method)	I_{FSM}	125								Amps	
Maximum Instantaneous Forward Voltage @ 5.0A(Note1)	V_F	0.55	0.70	0.85	0.90					Volts	
Maximum DC Reverse Current at rated DC Blocking Voltage per element	$T_A = 25^\circ\text{C}$	0.1							0.01	mA	
	$T_A = 100^\circ\text{C}$	20.0				10.0		2.0			
Typical Thermal Resistance (Note 2)	$R_{\theta JA}$	50								$^\circ\text{C}/\text{W}$	
	$R_{\theta JL}$	12									
Diode junction capacitance (Note 3)	C_J	300	200							pF	
Operating Junction Temperature	T_J	(-55 to +150)							(-65 to +175)		$^\circ\text{C}$
Storage Temperature Range	T_{STG}	(-55 to +150)								$^\circ\text{C}$	

Notes:

1. Pulse test: 300 μs pulse width, 1% duty cycle.
2. Thermal resistance from Junction to ambient and from junction to lead mounted on PCB. with 0.3 \times 0.3"(8.0 \times 8.0mm)copper pad areas.
3. f=1MHz and applied 4V DC reverse voltage.



SS52 THRU SS520

VOLTAGE RANGE 20 to 200 Volts
CURRENT 5.0 Ampere

Ratings and Characteristic Curves ($T_A=25^\circ\text{C}$ unless otherwise noted)

FIG.1-FORWARD CURRENT DERATING CURVE

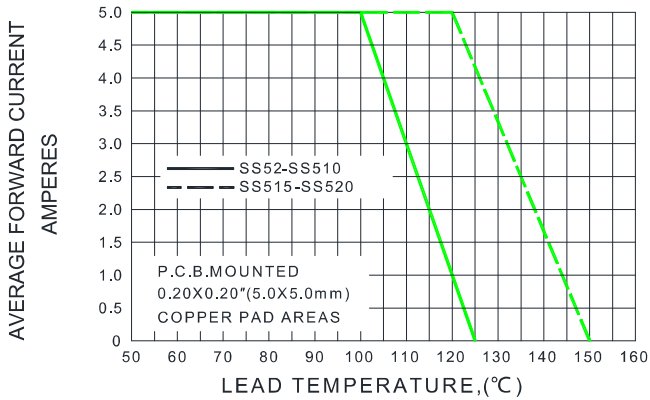


FIG.2-MAXIMUM NON-REPETITIVE PEAK FORWARD SURGE CURRENT

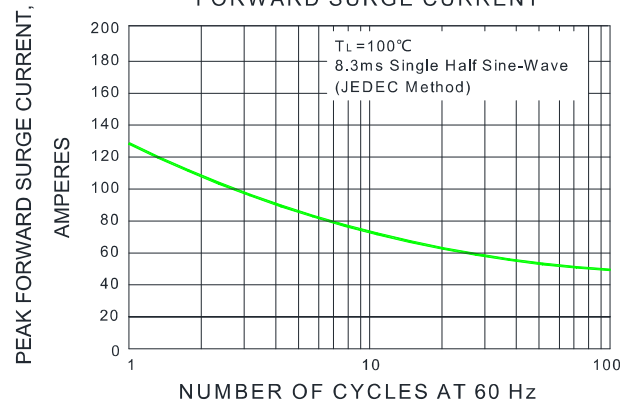


FIG.3-TYPICAL INSTANTANEOUS FORWARD CHARACTERISTICS

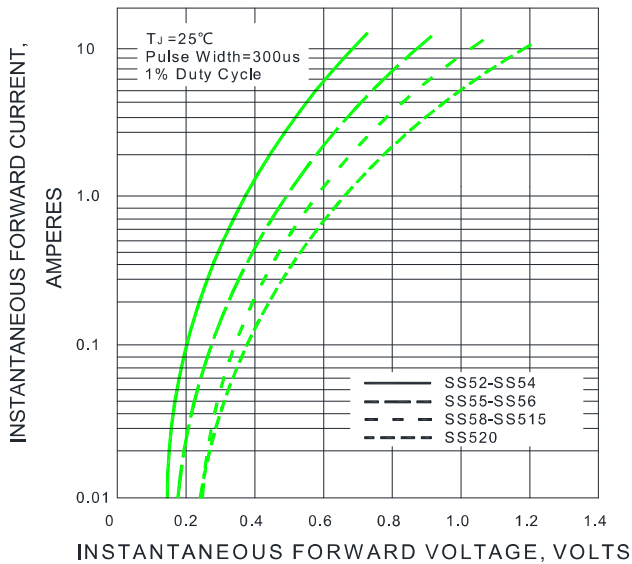


FIG.4-TYPICAL REVERSE CHARACTERISTICS

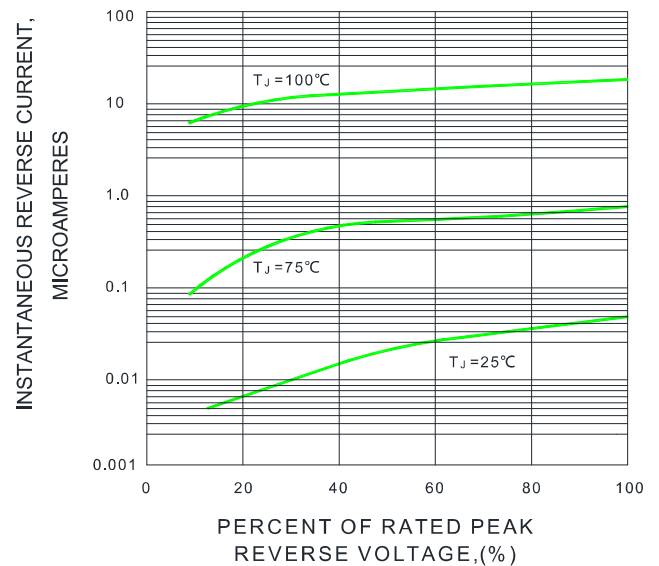
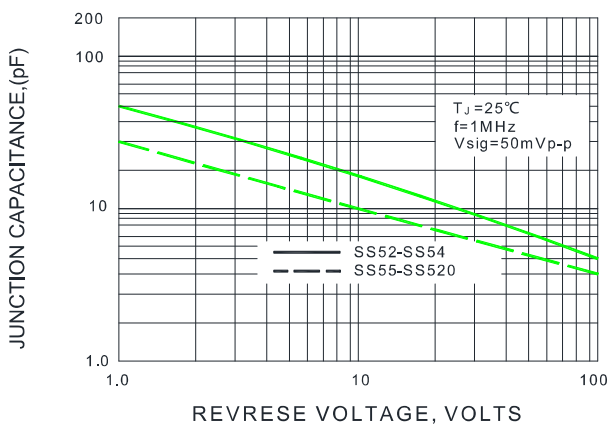


FIG.5-TYPICAL JUNCTION CAPACITANCE

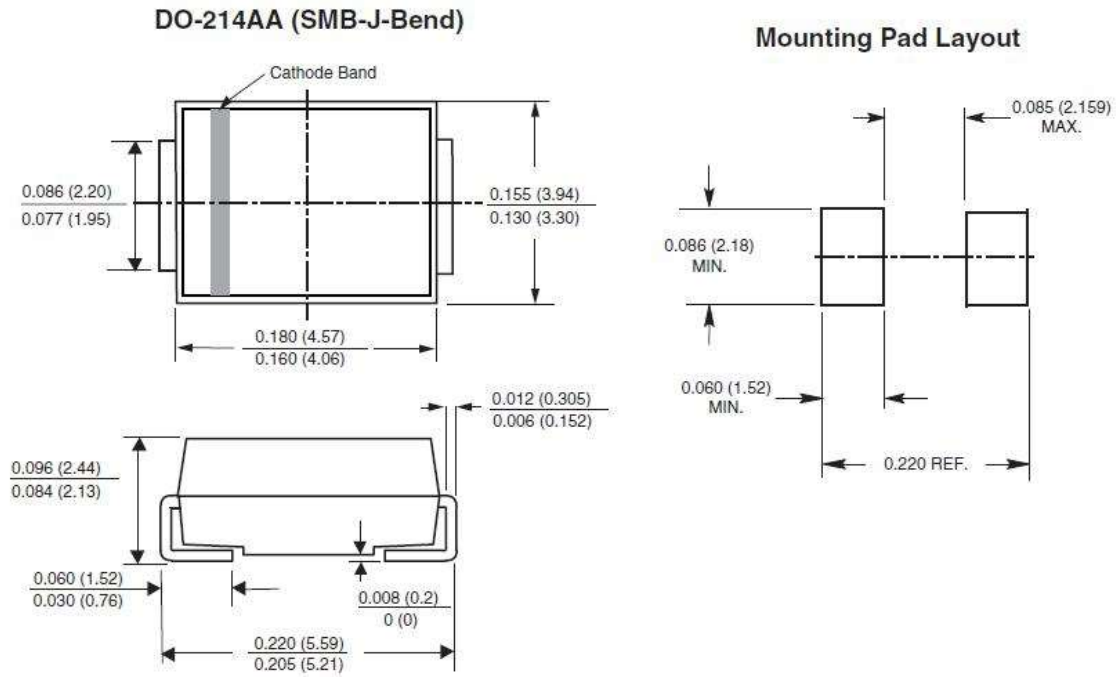




SS52 THRU SS520

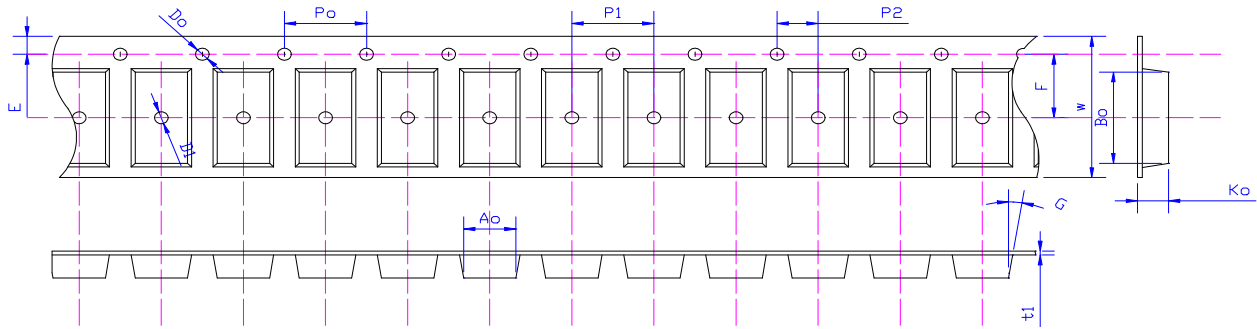
VOLTAGE RANGE 20 to 200 Volts
CURRENT 5.0 Ampere

Package Outline Dimensions in inches (millimeters)

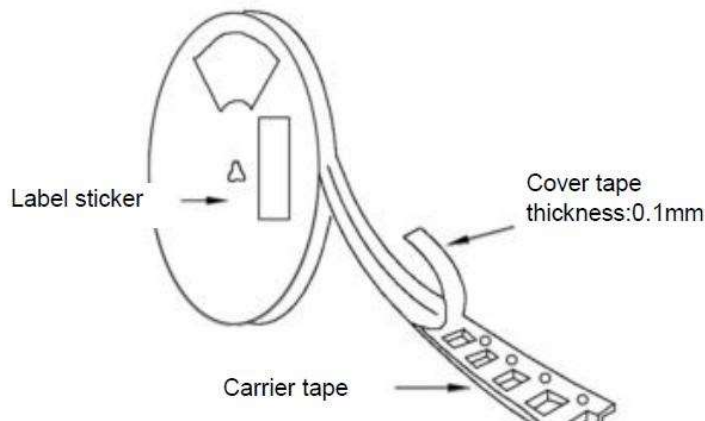




Package Reel Information



Specifications	Ao	Bo	Ko	Po	W	t1
SMB	3.77±0.10	5.70±0.10	2.67±0.10	4.00±0.1	12.0±0.05	0.23±0.02



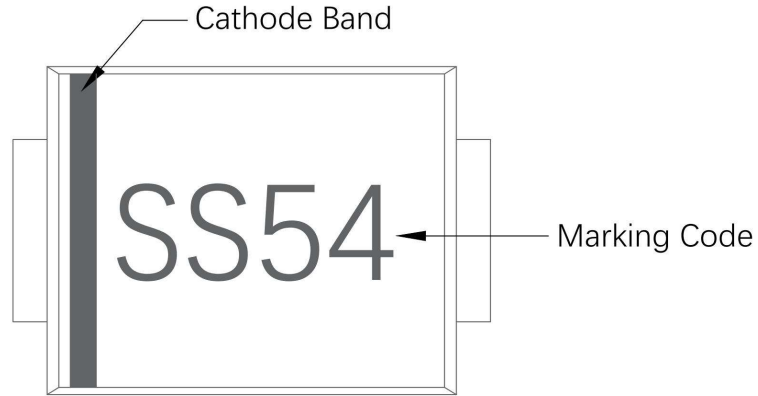
DEVICE TYPE	Tape Width	13"Reel			07"Reel			
		Q'TY/REEL(pcs)	BOX/CARTON	Q'TY/CARTON(pcs)	Q'TY/REEL(pcs)	REEL/BOX	BOX/CARTON	Q'TY/CARTON(pcs)
SMB	12mm	3000	8	48000	NA	NA	NA	NA



SS52 THRU SS520

VOLTAGE RANGE 20 to 200 Volts
CURRENT 5.0 Ampere

Marking Code

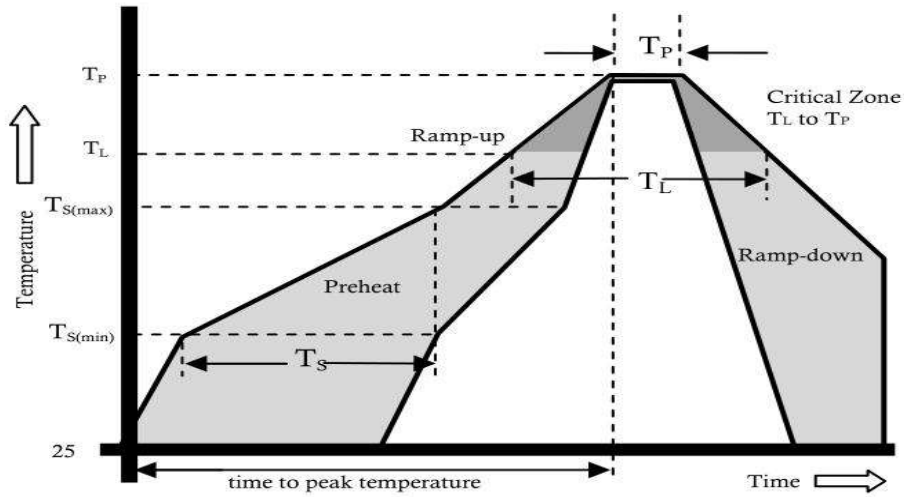


Part Number Code





Reflow Profile



Reflow Condition		Pb-Free Assembly
Pre Heat	Temperature Min.	+150°C
	Temperature Max.	+200°C
	Time(Min to Max)	60-180 secs.
Average ramp up rate(Liquidus Temp(T _L) to peak)		3°C/sec. Max.
T _S (max) to T _L - Ramp-up Rate		3°C/sec. Max.
Reflow	Temperature (T _L)(Liquidus)	+217°C
	Temperature (T _L)	60-150 secs.
Peak Temp (T _P)		+(260+0/-5)°C
Time within 5°C of actual Peak Temp (T _P)		25 secs.
Ramp-down Rate		6°C/sec. Max.
Time 25°C to peak Temp (T _P)		8 min. Max.
Do not exceed		+260°C

X-ON Electronics

Largest Supplier of Electrical and Electronic Components

Click to view similar products for [Schottky Diodes & Rectifiers](#) category:

Click to view products by [LangJie](#) manufacturer:

Other Similar products are found below :

[MA4E2039](#) [MMBD301M3T5G](#) [RB160M-50TR](#) [D83C](#) [BAS16E6433HTMA1](#) [BAS 3010S-02LRH E6327](#) [BAT 54-02LRH E6327](#)
[NRVBAF360T3G](#) [NSR05F40QNXT5G](#) [NTE555](#) [JANS1N6640](#) [SS3003CH-TL-E](#) [GA01SHT18](#) [CRS10I30A\(TE85L,QM](#) [MBRA140TRPBF](#)
[MBRB30H30CT-1G](#) [BAT 15-04R E6152](#) [JANTX1N5712-1](#) [DMJ3940-000](#) [SB007-03C-TB-E](#) [NRVBB20100CTT4G](#) [NRVBM120LT1G](#)
[NTSB30U100CT-1G](#) [CRG04\(T5L,TEMQ\)](#) [ACDBA1100LR-HF](#) [ACDBA1200-HF](#) [ACDBA240-HF](#) [ACDBA3100-HF](#) [CDBQC0530L-HF](#)
[ACDBA260LR-HF](#) [ACDBA1100-HF](#) [10BQ015-M3/5BT](#) [NRVBM120ET1G](#) [VSSB410S-M3/5BT](#) [1N5819T-G](#) [PDS1040Q-13](#) [B160BQ-13-F](#)
[SDM05U20CSP-7](#) [BAS 70-07 E6433](#) [B140S1F-7](#) [HSM560Je3/TR13](#) [DDB2265-000](#) [ZHCS506QTA](#) [HSM190Je3/TR13](#) [B330AF-13](#)
[ACDBUC0230-HF](#) [SDM1U100S1F-7](#) [MBR10200CTF-G1](#) [CDLL5712](#) [DMF2822-000](#)