

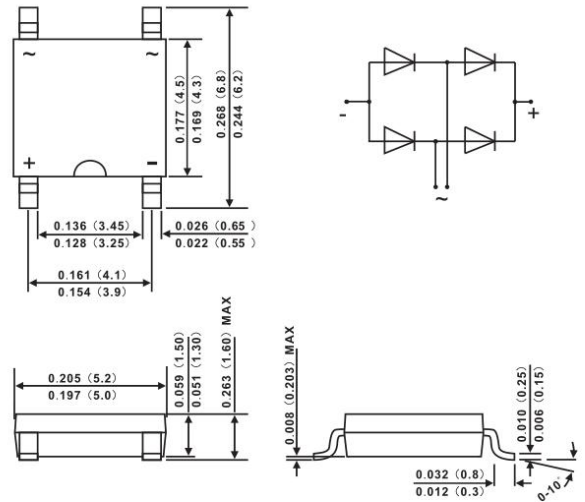
UBS1 THRU UBS10
VOLTAGE RANGE 100 to 1000 Volts
CURRENT 1.0 Ampere

Features

- Glass passivated chip junction
- Ideal for surface mounted applications
- Low leakage
- High forward surge current capability
- High temperature soldering guaranteed:
260°C/10 seconds at terminals

Mechanical Data

- Case: Molded plastic body
- Epoxy: UL94V-0 rate flame retardant
- Polarity: Molded on body
- LeadP: Plated terminals solderable per MIL-STD-202E method 208C
- Weight: 0.003 ounce, 0.10 grams

ABS


Dimensions in inches and (millimeters)

Maximum Ratings and Electrical Characteristics

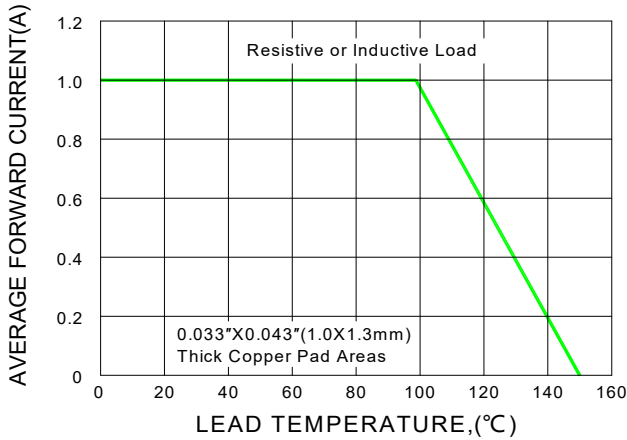
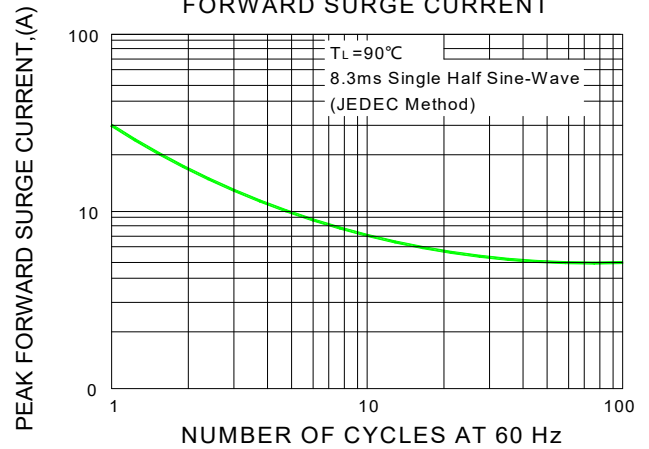
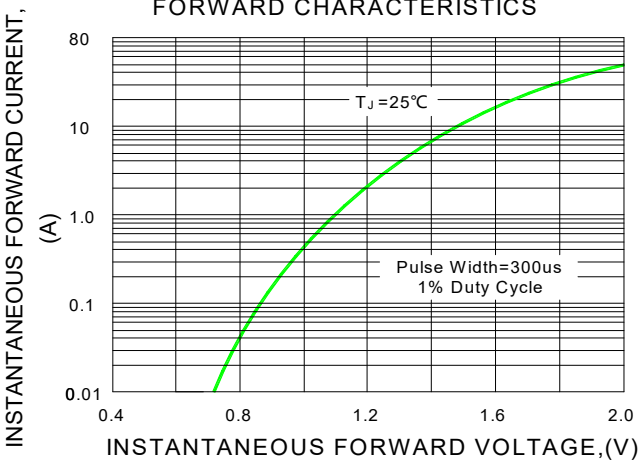
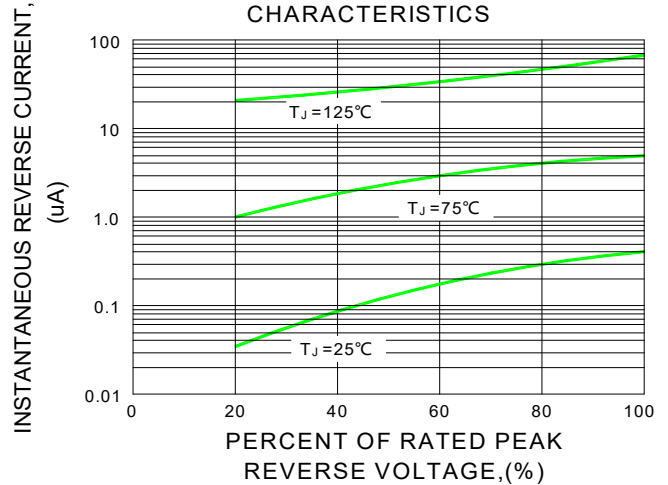
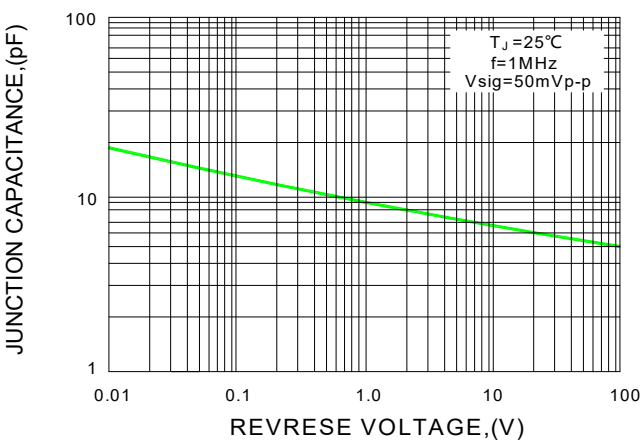
- Ratings at 25°C ambient temperature unless otherwise specified
- Single Phase, half wave, 60Hz, resistive or inductive load
- For capacitive load derate current by 20%

TYPE NUMBER	SYMBOLS	UBS1	UBS2	UBS4	UBS6	UBS8	UBS10	UNIT
Maximum Reverse Peak Repetitive Voltage	V_{RRM}	100	200	400	600	800	1000	Volts
Maximum RMS Voltage	V_{RMS}	70	140	280	420	560	700	Volts
Maximum DC Blocking Voltage	V_{DC}	100	200	400	600	800	1000	Volts
Maximum Average Forward Rectified Output Current, 0.06"(1.5mm) lead length at $T_L=100^\circ\text{C}$	$I_{(AV)}$	1.0						Amps
Peak Forward Surge Current 8.3ms single half sine wave superimposed on rated load (JEDEC Method)	I_{FSM}	30						Amps
Rating for Fusing ($t < 8.3\text{ms}$)	I^2t	3.7						A^2s
Maximum Instantaneous Forward Voltage drop Per Bridge element 1.0A	V_F	1.1						Volts
Maximum Reverse Current at rated DC blocking voltage per element	$T_A=25^\circ\text{C}$	5						μAmps
	$T_A=125^\circ\text{C}$	50						
Typical Junction Capacitance (NOTE 1)	C_J	25						pF
Typical Thermal Resistance (NOTE 2)	$R_{\theta JA}$	70						$^\circ\text{C/W}$
Operating and Storage Temperature Range	T_J, T_{STG}	(-55 to +150)						$^\circ\text{C}$

Notes:

1. Measured at 1.0MHz and applied reverse voltage of 4.0 Volts.
2. Unit mounted on P.C.B. with 0.033"x0.043"(1.00mmx1.30mm) copper pads.

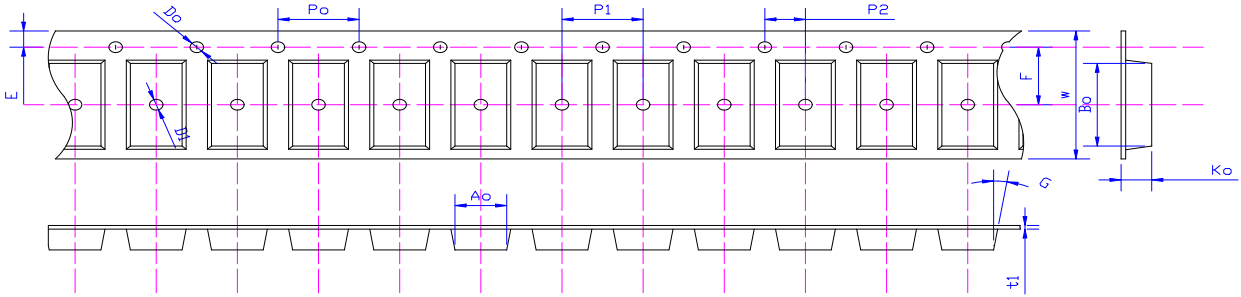
UBS1 THRU UBS10
VOLTAGE RANGE 100 to 1000 Volts
CURRENT 1.0 Ampere

Ratings and Characteristic Curves (TA=25°C unless otherwise noted)
F1G.1-FORWARD CURRENT DERATING CURVE

F1G.2-MAXIMUM NON-REPETITIVE PEAK FORWARD SURGE CURRENT

F1G.3-TYPICAL INSTANTANEOUS FORWARD CHARACTERISTICS

F1G.4-TYPICAL REVERSE CHARACTERISTICS

F1G.5-TYPICAL JUNCTION CAPACITANCE


UBS1 THRU UBS10
VOLTAGE RANGE 100 to 1000 Volts
CURRENT 1.0 Ampere

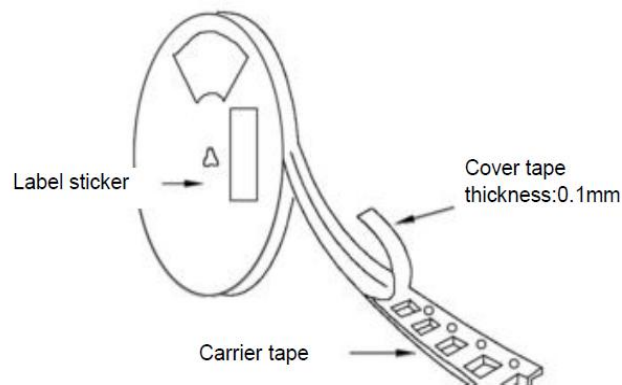
Packing Requirments

- PS black anti-static carrier tape packing

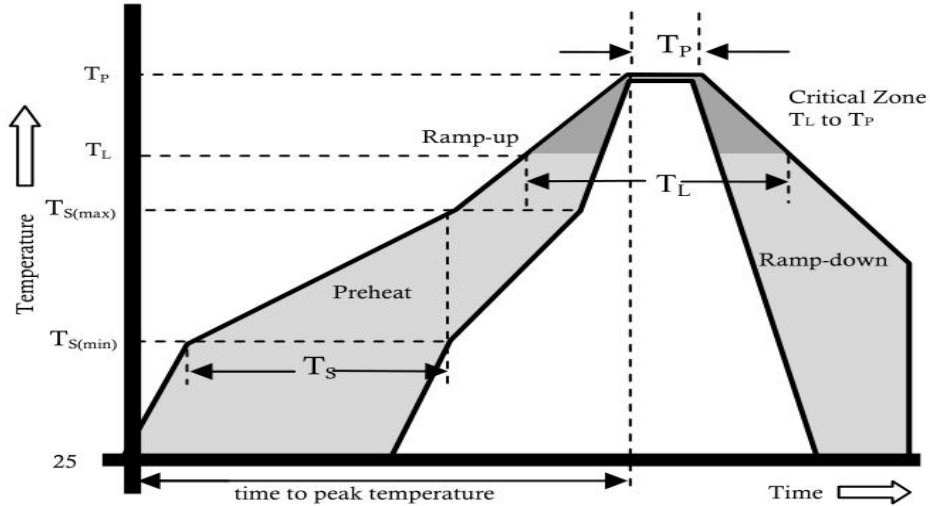


Specifications	A_o	B_o	K_o	P_o	W	t_1
ABS	5.31 ± 0.10	6.68 ± 0.10	1.59 ± 0.10	4.00 ± 0.1	12.0 ± 0.10	0.30 ± 0.02

- 13 "antistatic plastic reel



DEVICE TYPE	13" Reel			
	Q'TY/REEL(pcs)	REEL/BOX	BOX/CARTOON	Q'TY/CARTON(pcs)
ABS	5000	2	8	80000

Reflow Profile


Reflow Condition		Pb-Free Assembly
Pre Heat	Temperature Min.	+150°C
	Temperature Max.	+200°C
	Time(Min to Max)	60-180 secs.
Average ramp up rate(Liquidus Temp(T_L) to peak)		3°C/sec. Max.
$T_{S(max)}$ to T_L - Ramp-up Rate		3°C/sec. Max.
Reflow	Temperature (T_L)(Liquidus)	+217°C
	Temperature (T_L)	60-150 secs.
Peak Temp (T_P)		+(260+0/-5) °C
Time within 5°C of actual Peak Temp (T_P)		25 secs.
Ramp-down Rate		6°C/sec. Max.
Time 25°C to peak Temp (T_P)		8 min. Max.
Do not exceed		+260°C

X-ON Electronics

Largest Supplier of Electrical and Electronic Components

Click to view similar products for [Bridge Rectifiers](#) category:

Click to view products by [LangJie](#) manufacturer:

Other Similar products are found below :

[MB252](#) [MB356G](#) [MB358G](#) [GBJ1504-BP](#) [GBU10B-BP](#) [GBU15K-BP](#) [GBU4A-BP](#) [GBU4D-BP](#) [DB101-BP](#) [DF01](#) [DF10SA-E345](#) [KBPC50-10S](#) [RS405GL-BP](#) [GBJ1502-BP](#) [GBU6M](#) [TB102M](#) [MB1510](#) [MB86](#) [TL401G](#) [MDA920A2](#) [TU602](#) [TU810](#) [MP5010W-BP](#) [MP501W-BP](#) [MP502-BP](#) [KBPC25-02](#) [VBO160-12NO7](#) [VS-110MT120KPBF](#) [VS-60MT80KPBF](#) [DB105-BP](#) [DF1510S](#) [VS-40MT160PAPBF](#) [GBU4G-BP](#) [GSIB15A80-E3/45](#) [DB104-BP](#) [D3SB60](#) [TB354](#) [GBJ2504-BP](#) [26MB100A](#) [B1S-G](#) [VS-40MT160KPBF](#) [VUO162-16NO7](#) [ABS10-G](#) [GBU6B-BP](#) [GBJ1508-BP](#) [BR5010-G](#) [ABS6-G](#) [B125C800G-E4/51](#) [MSB15MH-13](#) [LBS10-13](#)