



## US1AF THRU US1MF

VOLTAGE RANGE 50 to 1000 Volts  
CURRENT 1.0 Ampere



## Features

- Fast recovery glass passivated chip
- Low forward voltage drop
- Low leakage current
- High forward surge capability
- High temperature soldering: 260°C/10S at terminals
- Component in accordance to ROHS 2002/95/1 and WEEE 2002/96/EC



## Mechanical Data

- Case: JEDEC SMAF mold plastic Body over glass passivated chip
- Terminals: Solder plated, solderable per J-STD-002B and JESD22-B102D
- Polarity: Laser band denote cathode band
- Weight: 0.00095ounce, 0.028grams

## Maximum Ratings and Electrical Characteristics

- Ratings at 25°C ambient temperature unless otherwise specified
- Single phase, half wave, 60Hz, resistive or inductive load
- For capacitive load derate current by 20%

TYPE NUMBER	SYMBOL	US 1AF	US 1BF	US 1DF	US 1GF	US 1JF	US 1KF	US 1MF	UNIT
Maximum Repetitive Peak Reverse Voltage	$V_{RRM}$	50	100	200	400	600	800	1000	Volts
Maximum RMS Voltage	$V_{RMS}$	35	70	140	280	420	560	700	Volts
Maximum DC Blocking Voltage	$V_{DC}$	50	100	200	400	600	800	1000	Volts
Maximum Average Forward Rectified Current At $T_A=100^\circ\text{C}$	$I_{(AV)}$	1.0							Amps
Peak Forward Surge Current 8.3ms single half sine wave superimposed on rated load (JEDEC Method)	$I_{FSM}$	50							Amps
Maximum Instantaneous Forward Voltage per at 1.0A	$V_F$	1.0		1.30		1.70		Volts	
Maximum DC Reverse Current at rated DC Blocking Voltage	$T_A = 25^\circ\text{C}$	5.0							$\mu\text{A}$
	$T_A = 125^\circ\text{C}$	100							
Typical Reverse Recovery Time Test conditions (Note 3)	$T_{RR}$	50				75			nS
Typical Junction Capacitance (Note 2)	$C_J$	20				15			pF
Typical Thermal Resistance (Note 1)	$R_{\theta JA}$	180							$^\circ\text{C/W}$
	$R_{\theta JL}$	120							
Operating Junction Temperature	$T_J$	(-55 to +150)							$^\circ\text{C}$
Storage Temperature Range	$T_{STG}$	(-55 to +150)							$^\circ\text{C}$

## Notes:

1. Thermal resistance from Junction to ambient and from junction to lead mounted on PCB. with 0.2×0.2"(5.0 × 5.0mm) copper pad areas.
2. Measured at 1.0MHz and applied reverse voltage of 4.0V
3. Reverse Recovery Test Conditions:  $I_f=0.5\text{A}$ ,  $I_r=1.0\text{A}$ ,  $I_{rr}=0.25\text{A}$ .



US1AF THRU US1MF

VOLTAGE RANGE 50 to 1000 Volts  
CURRENT 1.0 Ampere

Ratings and Characteristic Curves (T<sub>A</sub>=25°C unless otherwise noted)

FIG.1-TYPICAL FORWARD CURRENT DERATING CURVE

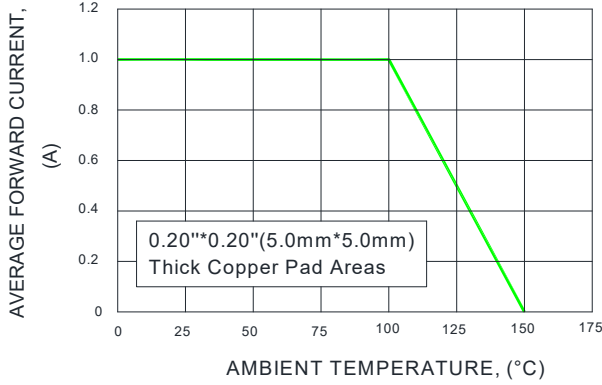


FIG.2-MAXIMUM NON-REPETITIVE PEAK FORWARD SURGE CURRENT

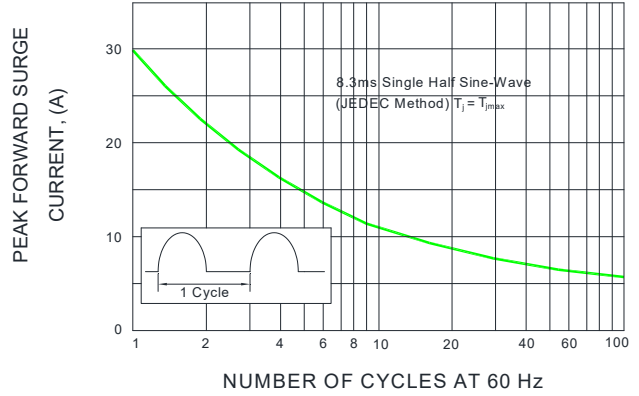


FIG.3-TYPICAL INSTANTANEOUS FORWARD CHARACTERISTICS

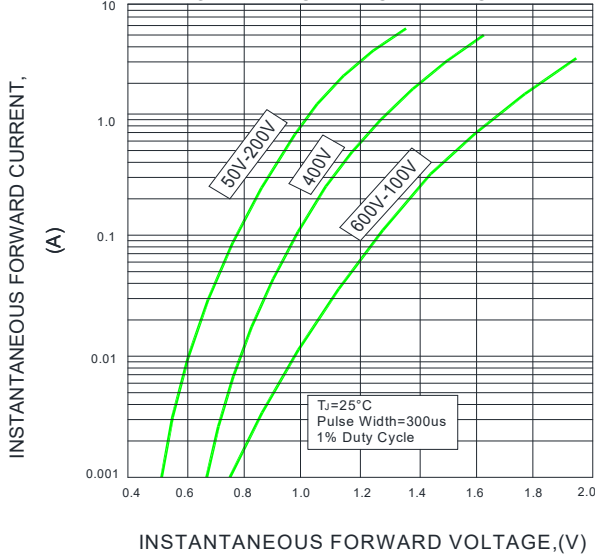


FIG.4-TYPICAL REVERSE CHARACTERISTICS

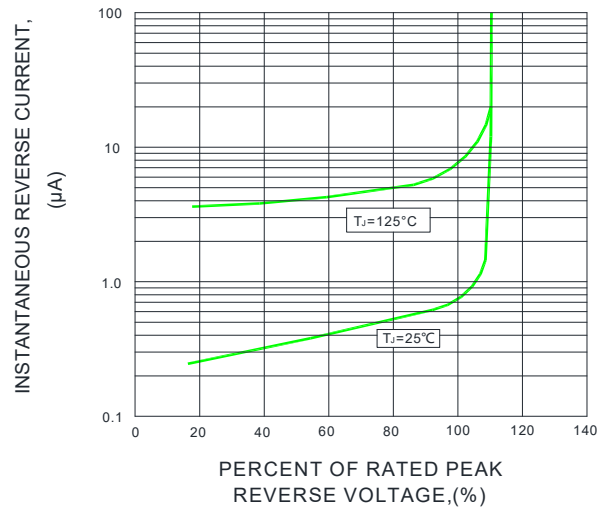


FIG.5-TYPICAL JUNCTION CAPACITANCE

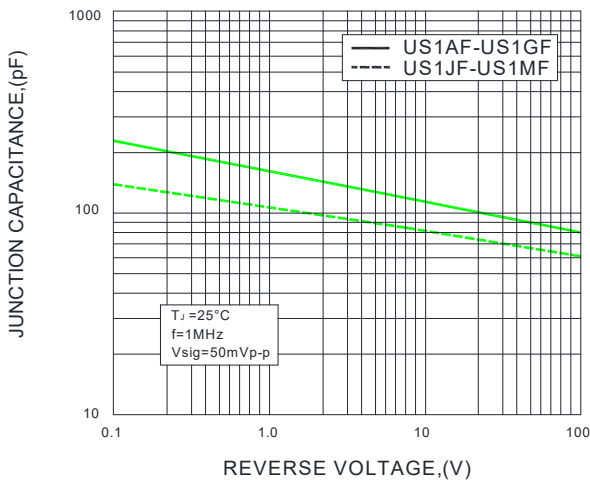
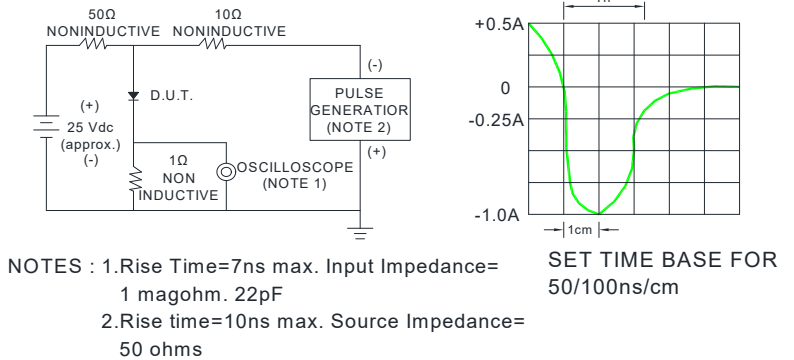


FIG.6-TEST CIRCUIT DIAGRAM AND REVERSE RECOVERY TIME CHARACTERISTIC

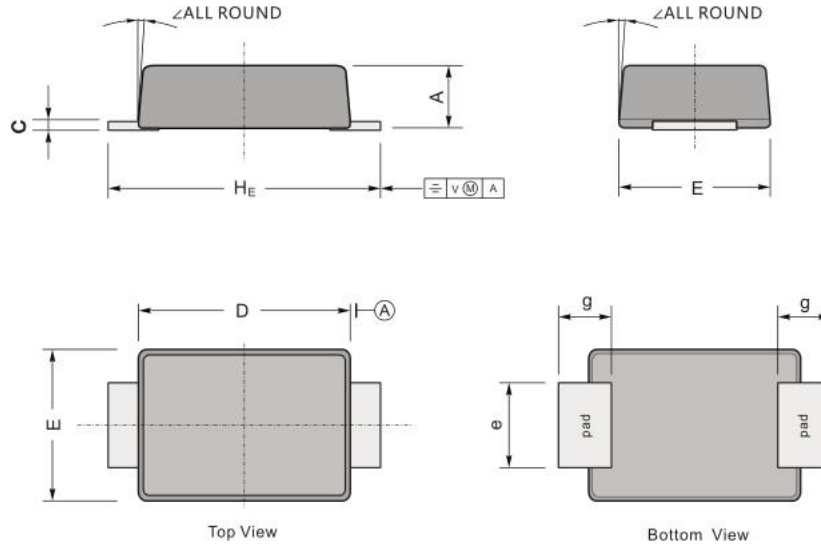




US1AF THRU US1MF

VOLTAGE RANGE 50 to 1000 Volts  
CURRENT 1.0 Ampere

Package Outline Dimensions in inches (millimeters)



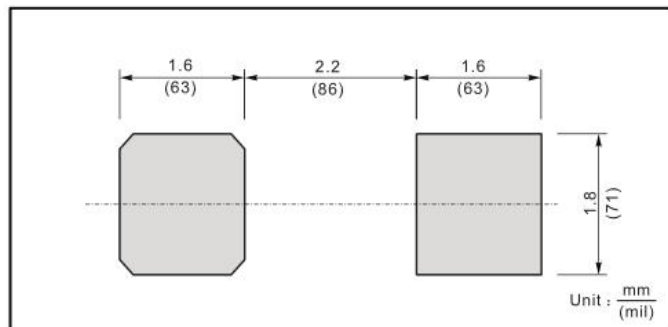
UNIT		A	C	D	E	e	g	H <sub>E</sub>	∠
mm	max	1.10	0.20	3.70	2.70	1.60	1.20	4.90	5-7°
	min	0.90	0.12	3.30	2.40	1.30	0.80	4.40	
mil	max	43	7.90	146	106	63	47	193	
	min	35	4.70	130	94	51	31	173	

The Recommended Mounting Pad Size

Marking

Type number	Marking code
US1AF	US1A
US1BF	US1B
US1DF	US1D
US1GF	US1G
US1JF	US1J
US1KF	US1K
US1MF	US1M

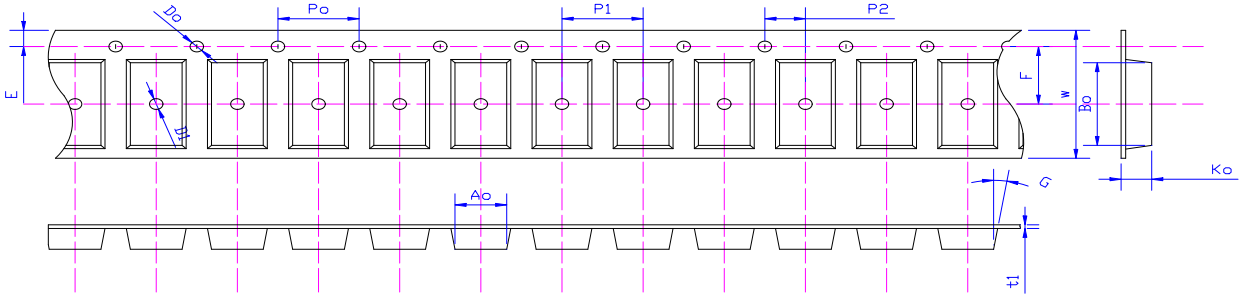
The recommended mounting pad size





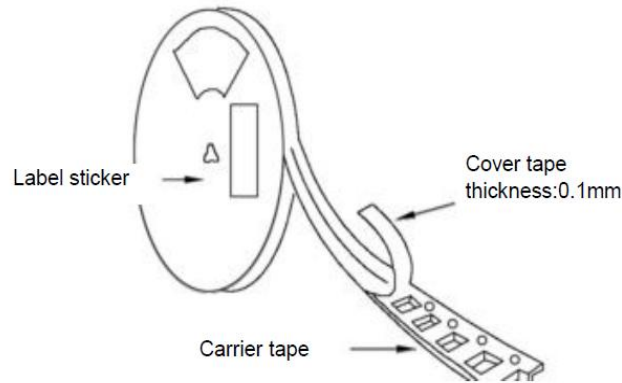
Packing Requirments

- PS black anti-static carrier tape packing



Specifications	Ao	Bo	Ko	Po	W	t1
SMAFL	2.83±0.10	4.90±0.10	1.45±0.10	4.00±0.1	12.0±0.05	0.23±0.02

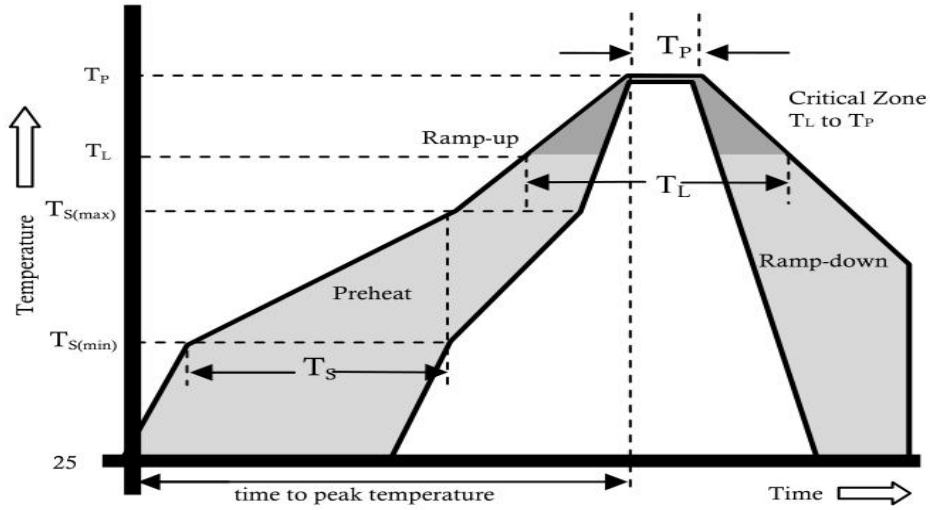
- 13 "antistatic plastic reel



DEVICE TYPE	13" Reel			
	Q'TY/REEL(pcs)	REEL/BOX	BOX/CARTOON	Q'TY/CARTON(pcs)
SMAFL	10000	2	8	160000



Reflow Profile



Reflow Condition		Pb-Free Assembly
Pre Heat	Temperature Min.	+150°C
	Temperature Max.	+200°C
	Time(Min to Max)	60-180 secs.
Average ramp up rate(Liquidus Temp(T <sub>L</sub> ) to peak)		3°C/sec. Max.
T <sub>S</sub> (max) to T <sub>L</sub> - Ramp-up Rate		3°C/sec. Max.
Reflow	Temperature (T <sub>L</sub> )(Liquidus)	+217°C
	Temperature (T <sub>L</sub> )	60-150 secs.
Peak Temp (T <sub>P</sub> )		+(260+0/-5) °C
Time within 5°C of actual Peak Temp (T <sub>P</sub> )		25 secs.
Ramp-down Rate		6°C/sec. Max.
Time 25°C to peak Temp (T <sub>P</sub> )		8 min. Max.
Do not exceed		+260°C



US1AF THRU US1MF

VOLTAGE RANGE 50 to 1000 Volts  
CURRENT 1.0 Ampere

---

## Disclaimer

The information presented in this document is for reference only. Chongqing changjie Electronic Technology Co., Ltd. reserves the right to make changes without notice for the specification of the products displayed herein to improve reliability, function or design or otherwise.

The product listed herein is designed to be used with ordinary electronic equipment or devices, and not designed to be used with equipment or devices which require high level of reliability and the malfunction of with would directly endanger human life (such as medical instruments, transportation equipment, aerospace machinery, nuclear-reactor controllers, fuel controllers and other safety devices), Changjie or anyone on its behalf, assumes no responsibility or liability for any damages resulting from such improper use of sale.

This publication supersedes & replaces all information previously supplied. For additional information, please visit our website [http:// www.czlangjie.com](http://www.czlangjie.com) , or consult your nearest Langjie's sales office for further assistance.

## X-ON Electronics

Largest Supplier of Electrical and Electronic Components

*Click to view similar products for [Rectifiers](#) category:*

*Click to view products by [LangJie](#) manufacturer:*

Other Similar products are found below :

[70HFR40](#) [FR105 R0](#) [RL252-TP](#) [1N5397](#) [1N4005-TR](#) [1N4007-BP](#) [UFS120Je3/TR13](#) [20ETS12S](#) [RRE02VS6SGTR](#) [MS306](#) [A1N5404G-G](#)  
[CRF02\(T5L,TEMQ\)](#) [ACGRB207-HF](#) [CLH07\(TE16L,Q\)](#) [CLH03\(TE16L,Q\)](#) [1N5395-TP](#) [UES1302](#) [ACGRC307-HF](#) [ACEFC304-HF](#) [DZ-](#)  
[1380](#) [85HFR60](#) [40HFR60](#) [70HF120](#) [85HFR80](#) [SCF7500](#) [SM100](#) [ACGRA4001-HF](#) [SKN70/08](#) [NTE5819](#) [NTE5827](#) [NTE5828](#) [NTE5911](#)  
[NTE5915](#) [NTE6104](#) [NTE6163](#) [NTE6164](#) [NTE6165](#) [NTE6364](#) [TSD3G](#) [SET130312](#) [NRVUS110VT3G](#) [UES1106](#) [UES1306](#)  
[NRVUS240VT3G](#) [D5FE60-5063](#) [R4000GPS-TP](#) [D4015L56TP](#) [UES1306HR2](#) [FX20K120](#) [D20XB60-7101](#)