



US1A THRU US1M

VOLTAGE RANGE 50 to 1000 Volts
 CURRENT 1.0 Ampere



Features

- Fast recovery glass passivated chip
- Low forward voltage drop
- Low leakage current
- High forward surge capability
- High temperature soldering: 260°C/10S at terminals
- Component in accordance to ROHS 2002/95/1 and WEEE 2002/96/EC



DO-214AC (SMA)

Mechanical Data

- Case: JEDEC DO-214AC mold plastic Body over glass passivated chip
- Terminals: Solder plated, solderable per J-STD-002B and JESD22-B102D
- Polarity: Laser band denote cathode band
- Weight: 0.0024 ounce, 0.068 gram

Maximum Ratings and Electrical Characteristics

- Ratings at 25°C ambient temperature unless otherwise specified
- Single phase, half wave, 60Hz, resistive or inductive load
- For capacitive load derate current by 20%

TYPE NUMBER	SYMBOLS	US 1A	US 1B	US 1D	US 1G	US 1J	US 1K	US 1M	UNIT
Maximum Repetitive Peak Reverse Voltage	V_{RRM}	50	100	200	400	600	800	1000	Volts
Maximum RMS Voltage	V_{RMS}	35	70	140	280	420	560	700	Volts
Maximum DC Blocking Voltage	V_{DC}	50	100	200	400	600	800	1000	Volts
Maximum Average Forward Rectified Current At $T_A=100^\circ\text{C}$	$I_{(AV)}$	1.0							Amps
Peak Forward Surge Current 8.3ms single half sine wave superimposed on rated load (JEDEC Method)	I_{FSM}	50							Amps
Maximum Instantaneous Forward Voltage per at 1.0A	V_F	1.0		1.30		1.70		Volts	
Maximum DC Reverse Current at rated DC Blocking Voltage	I_R	$T_A = 25^\circ\text{C}$							μA
		$T_A = 125^\circ\text{C}$							
Typical Reverse Recovery Time Test conditions (Note 3)	T_{RR}	50				75			nS
Typical Junction Capacitance (Note 2)	C_J	20				15			pF
Typical Thermal Resistance (Note 1)	$R_{\theta JA}$	180							$^\circ\text{C}/\text{W}$
	$R_{\theta JL}$	120							
Operating Junction Temperature	T_J	(-55 to +150)							$^\circ\text{C}$
Storage Temperature Range	T_{STG}	(-55 to +150)							$^\circ\text{C}$

Notes:

1. Thermal resistance from Junction to ambient and from junction to lead mounted on PCB. with 0.2×0.2"(5.0 × 5.0mm) copper pad areas.
2. Measured at 1.0MHz and applied reverse voltage of 4.0V
3. Reverse Recovery Test Conditions: $I_f=0.5\text{A}$, $I_r=1.0\text{A}$, $I_{rr}=0.25\text{A}$.



US1A THRU US1M

VOLTAGE RANGE 50 to 1000 Volts
CURRENT 1.0 Ampere

Ratings and Characteristic Curves (TA=25°C unless otherwise noted)

FIG.1-TYPICAL FORWARD CURRENT DERATING CURVE

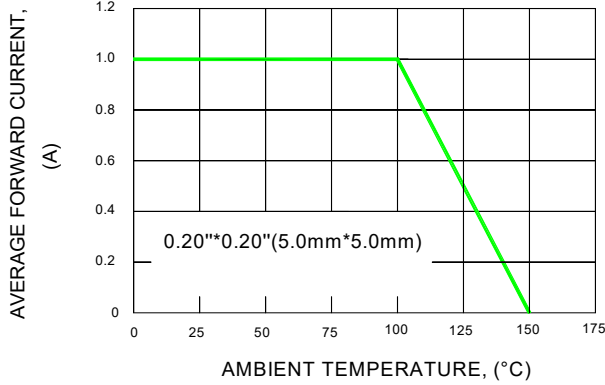


FIG.2-MAXIMUM NON-REPETITIVE PEAK FORWARD SURGE CURRENT

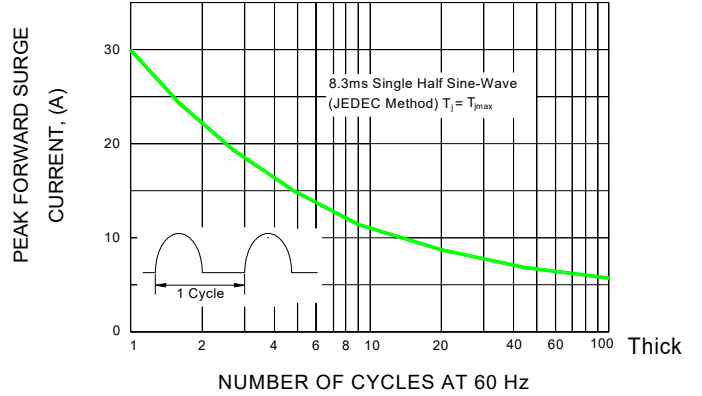


FIG.3-TYPICAL INSTANTANEOUS FORWARD CHARACTERISTICS

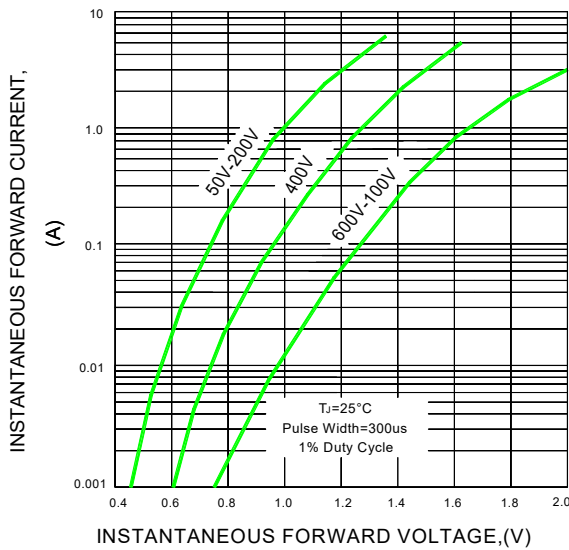


FIG.4-TYPICAL REVERSE CHARACTERISTICS

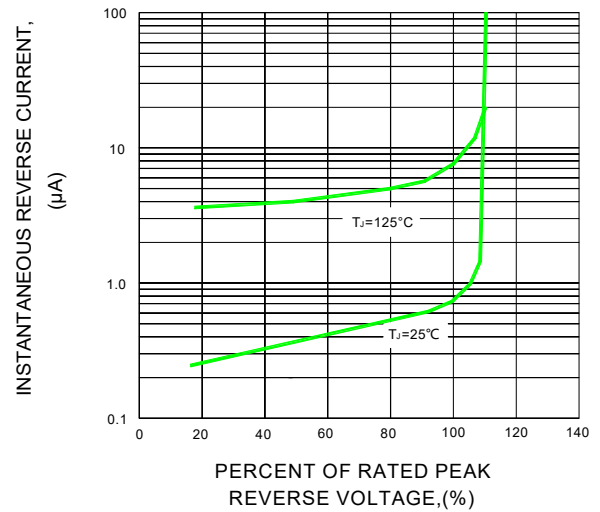


FIG.5-TYPICAL JUNCTION CAPACITANCE

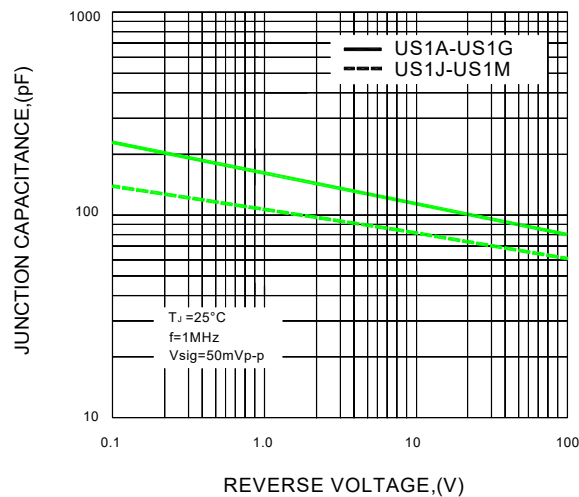



FIG.6-TEST CIRCUIT DIAGRAM AND REVERSE RECOVERY TIME CHARACTERISTIC



- NOTES : 1. Rise Time=7ns max. Input Impedance= 1 magohm. 22pF
2. Rise time=10ns max. Source Impedance= 50 ohms

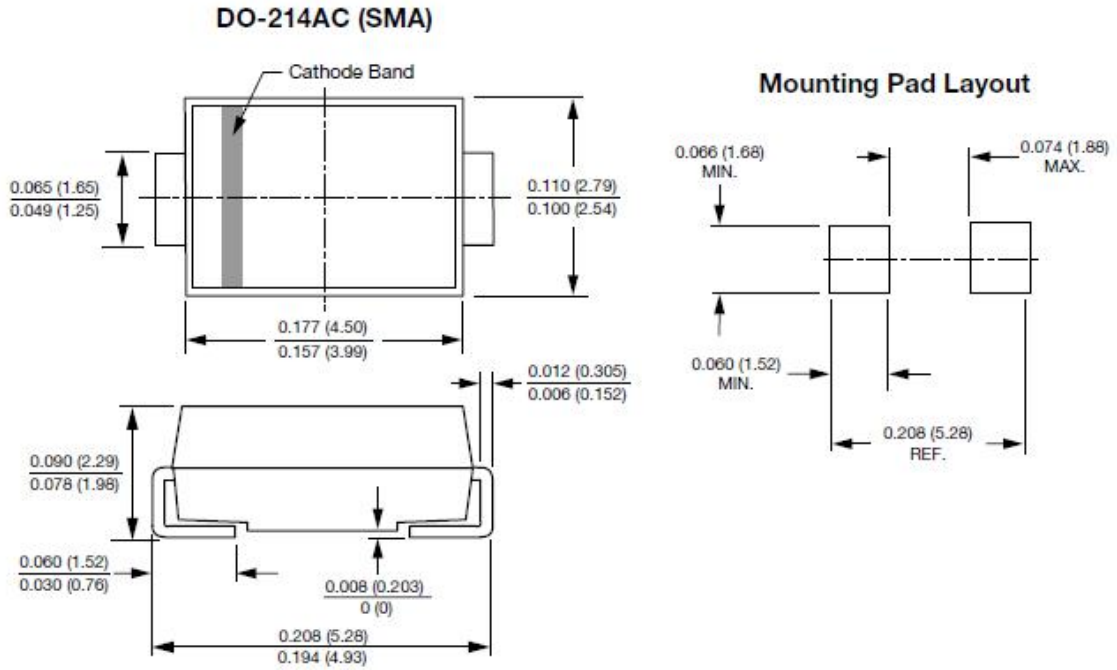
SET TIME BASE FOR 50/100ns/cm



US1A THRU US1M

VOLTAGE RANGE 50 to 1000 Volts
CURRENT 1.0 Ampere

Package Outline Dimensions in inches (millimeters)

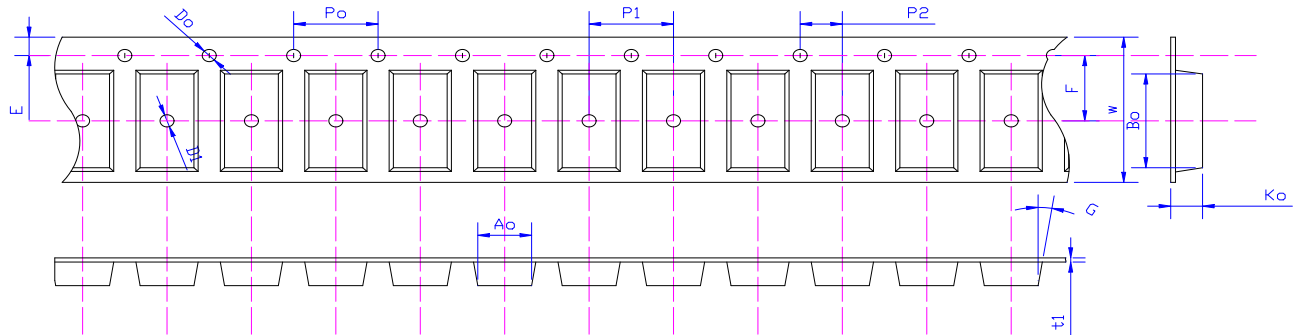




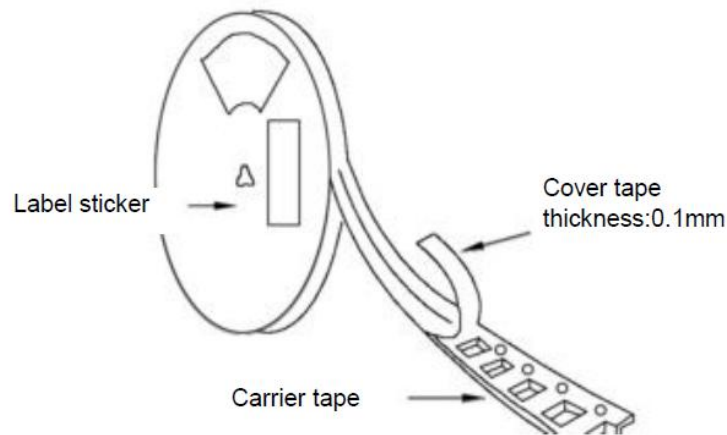
US1A THRU US1M

VOLTAGE RANGE 50 to 1000 Volts
CURRENT 1.0 Ampere

Package Reel Information



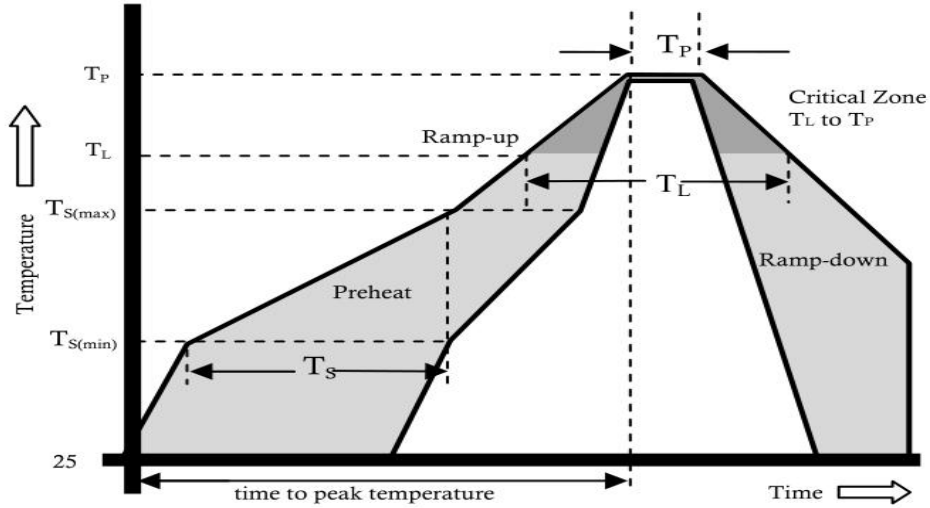
Specifications	A_0	B_0	K_0	P_0	W	t_1
SMA	2.55 ± 0.10	5.10 ± 0.10	2.36 ± 0.10	4.00 ± 0.1	12.0 ± 0.05	0.23 ± 0.02



DEVICE TYPE	Tape Width	13"Reel			07"Reel			
		Q'TY/REEL(pcs)	BOX/CARTON	Q'TY/CARTON(pcs)	Q'TY/REEL(pcs)	REEL/BOX	BOX/CARTON	Q'TY/CARTON(pcs)
SMA	12mm	5000	8	80000	1500	2	16	48000



Reflow Profile



Reflow Condition		Pb-Free Assembly
Pre Heat	Temperature Min.	+150°C
	Temperature Max.	+200°C
	Time(Min to Max)	60-180 secs.
Average ramp up rate(Liquidus Temp(T_L) to peak)		3°C/sec. Max.
$T_S(max)$ to T_L - Ramp-up Rate		3°C/sec. Max.
Reflow	Temperature (T_L)(Liquidus)	+217°C
	Temperature (T_L)	60-150 secs.
Peak Temp (T_P)		+(260+0/-5) °C
Time within 5°C of actual Peak Temp (T_P)		25 secs.
Ramp-down Rate		6°C/sec. Max.
Time 25°C to peak Temp (T_P)		8 min. Max.
Do not exceed		+260°C

X-ON Electronics

Largest Supplier of Electrical and Electronic Components

Click to view similar products for [Rectifiers](#) category:

Click to view products by [LangJie](#) manufacturer:

Other Similar products are found below :

[70HFR40](#) [FR105 R0](#) [RL252-TP](#) [1N5397](#) [1N4005-TR](#) [1N4007-BP](#) [UFS120Je3/TR13](#) [20ETS12S](#) [RRE02VS6SGTR](#) [MS306](#) [A1N5404G-G](#)
[CRF02\(T5L,TEMQ\)](#) [ACGRB207-HF](#) [CLH07\(TE16L,Q\)](#) [CLH03\(TE16L,Q\)](#) [1N5395-TP](#) [UES1302](#) [ACGRC307-HF](#) [ACEFC304-HF](#) [DZ-](#)
[1380](#) [85HFR60](#) [40HFR60](#) [70HF120](#) [85HFR80](#) [SCF7500](#) [SM100](#) [ACGRA4001-HF](#) [SKN70/08](#) [NTE5819](#) [NTE5827](#) [NTE5828](#) [NTE5911](#)
[NTE5915](#) [NTE6104](#) [NTE6163](#) [NTE6164](#) [NTE6165](#) [NTE6364](#) [TSD3G](#) [SET130312](#) [NRVUS110VT3G](#) [UES1106](#) [UES1306](#)
[NRVUS240VT3G](#) [D5FE60-5063](#) [R4000GPS-TP](#) [D4015L56TP](#) [UES1306HR2](#) [FX20K120](#) [D20XB60-7101](#)