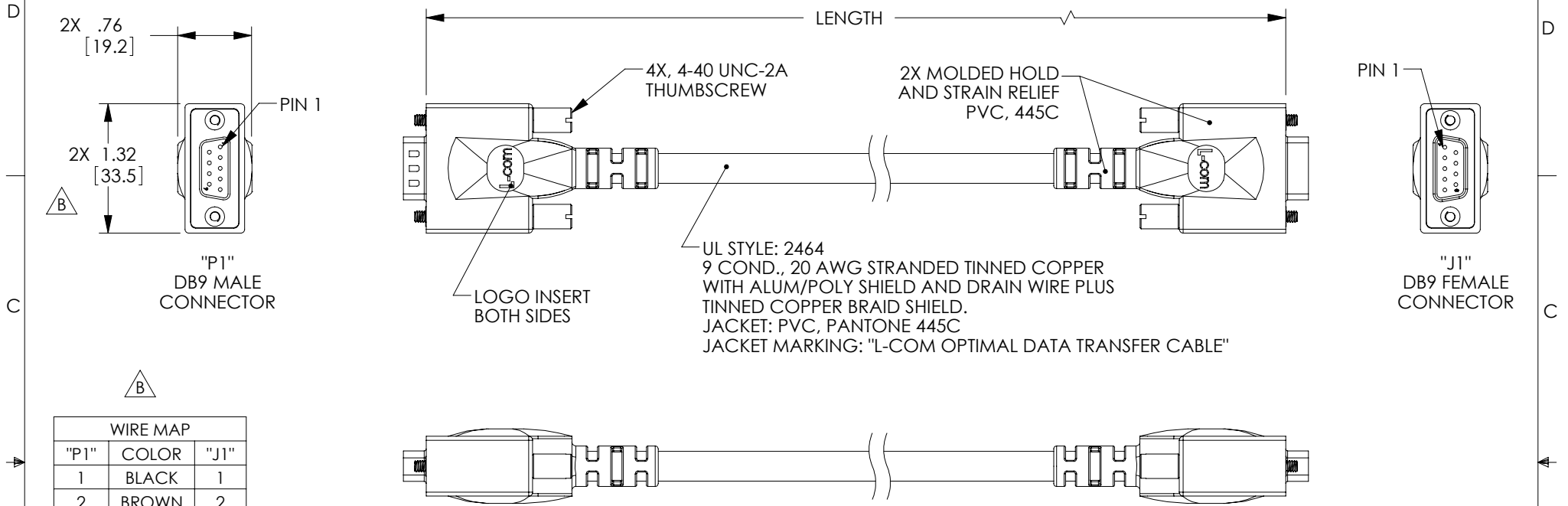


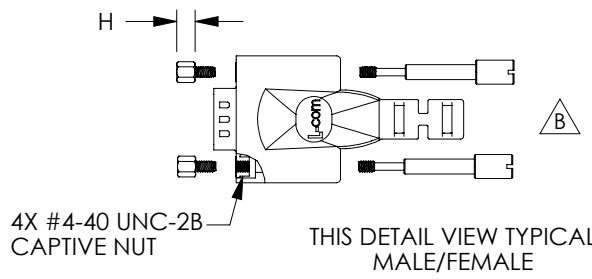
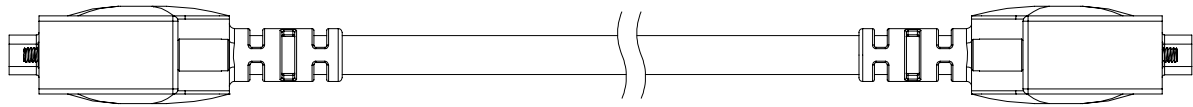
THE INFORMATION CONTAINED IN THIS DRAWING IS THE SOLE PROPERTY OF L-COM, INC. ANY REPRODUCTION IN PART OR WHOLE WITHOUT THE WRITTEN PERMISSION OF L-COM, INC. IS PROHIBITED.

RoHS Compliant ✓

REVISIONS			
REV	DESCRIPTION	DATE	APPROVED
A	INITIAL RELEASE	9/24/10	D.GRIFFIN
B	ECN 5210: ADDED WIRE MAP, HARDWARE NOTES & HOOD DIMS., DETAIL VIEW	12/15/10	D. CASTRO



WIRE MAP		
"P1"	COLOR	"J1"
1	BLACK	1
2	BROWN	2
3	RED	3
4	ORANGE	4
5	YELLOW	5
6	GREEN	6
7	BLUE	7
8	PURPLE	8
9	GRAY	9
SHELL	DRAIN	SHELL



MODEL NUMBER	LENGTH	
	FEET	METERS
CPMS9MF-1	1.0	.30
CPMS9MF-2.5	2.5	.76
CPMS9MF-5	5.0	1.52
CPMS9MF-10	10.0	3.05
CPMS9MF-25	25.0	7.62
CPMS9MF-50	50.0	15.24

NOTES:

SUPPLIED WITH THUMBSCREWS IN PLACE.
 NOTE: SUPPLIED WITH OPTIONAL USE HARDWARE AND INSTRUCTIONS.
 CABLE INTERCONNECTION HARDWARE: (4) SCREWLOCKS, H= .191"
 PANEL MOUNT HARDWARE: (4) SCREWLOCKS, H= .160"

CABLE ASSEMBLY SHALL BE TESTED FOR CONTINUITY.

CABLE ASSEMBLY SHALL BE INDIVIDUALLY PACKAGED IN ACCORDANCE WITH L-COM SPECIFICATION PS-0031.

UNLESS OTHERWISE SPECIFIED, DIMENSIONS ARE IN INCHES [mm] OVERALL CABLE LENGTH TOLERANCE: ≤12 [305] = +1 [25] / -0 >12 [305] ≤60 [1524] = +2 [51] / -0 >60 [1524] ≤120 [3048] = +4 [102] / -0 >120 [3048] ≤300 [7620] = +6 [152] / -0 >300 [7620] = +3% / -0% ALL OTHER DIMENSIONAL TOLERANCES: .X = ±.2 .XX = ±.02 .XXX = ±.005	APPROVALS DRAWN BY D.FRISIELLO CHECKED BY S.SMITH APPROVED BY S.SMITH	DATE 9/7/10 9/7/10 9/7/10	45 BEECHWOOD DRIVE NORTH ANDOVER, MA 01845	
	CONFIGURATION DETAILS OF UNDIMENSIONED FEATURES MAY VARY COLOR VARIATIONS MAY OCCUR	CATEGORY DATA CABLING PRODUCT DESCRIPTION 20AWG DATA CABLE ASSEMBLY		
PROJECTION 	SIZE A	FSCM NO. 43321	DWG. NO. CPMS9MF	REV. B
SCALE: NONE		CAD FILE: CPMS9MF.SLDDRW		SHEET 1 OF 1

X-ON Electronics

Largest Supplier of Electrical and Electronic Components

Click to view similar products for [L-Com](#) manufacturer:

Other Similar products are found below :

[27-500-010](#) [AL-ECF504-AB](#) [ANM-1406](#) [AOCQP28100-007](#) [AOCQSP40-010](#) [AOCSP10-002](#) [BA35FF](#) [BAK400](#) [BC030B](#) [BC030R](#) [BC25](#)
[BC40](#) [BC50](#) [BC55](#) [BTB5MD](#) [CA3A-90DA-05M](#) [CA3A-90LA-1M](#) [CA3A-90RA-05M](#) [CA3A-90RMICB-05M](#) [CA3N030](#) [CA3N050](#)
[CA90DA-90DB-03M](#) [CAPUSB-A](#) [CAPUSB-B](#) [CAP-WPRJ](#) [CA-RSPNMB010](#) [CASATAL-18](#) [CASATARL-12](#) [CAUALAL-1M](#)
[CAUALAL-2M](#) [CAUALAL-3M](#) [CAUALB-1M](#) [CAUBLKAA-2M](#) [CAUBLKAB-05M](#) [CAUBLKAB-1M](#) [CAUBLKAB-3M](#) [CAUBLKAB-](#)
[4M](#) [CAUBLKAB-5M](#) [CC58C-10](#) [CC58C-12](#) [CC58C-2](#) [CC58C-5](#) [CC59A-25](#) [CG-C6A-MF](#) [CG-C6-MF](#) [CGDVIMM-10](#) [CGSVGAMM-10](#)
[CIB24-05M](#) [CIB24-1M](#) [CIB24-2M](#)