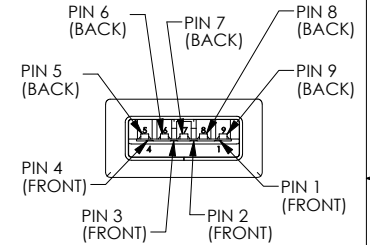
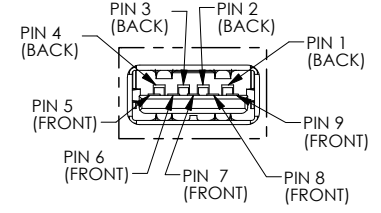
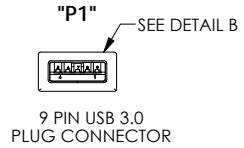
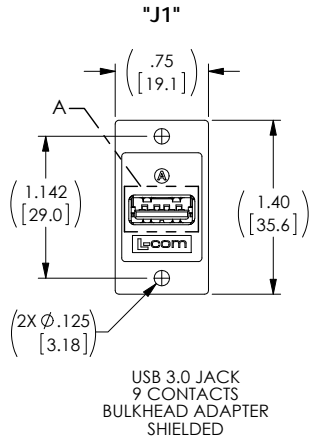
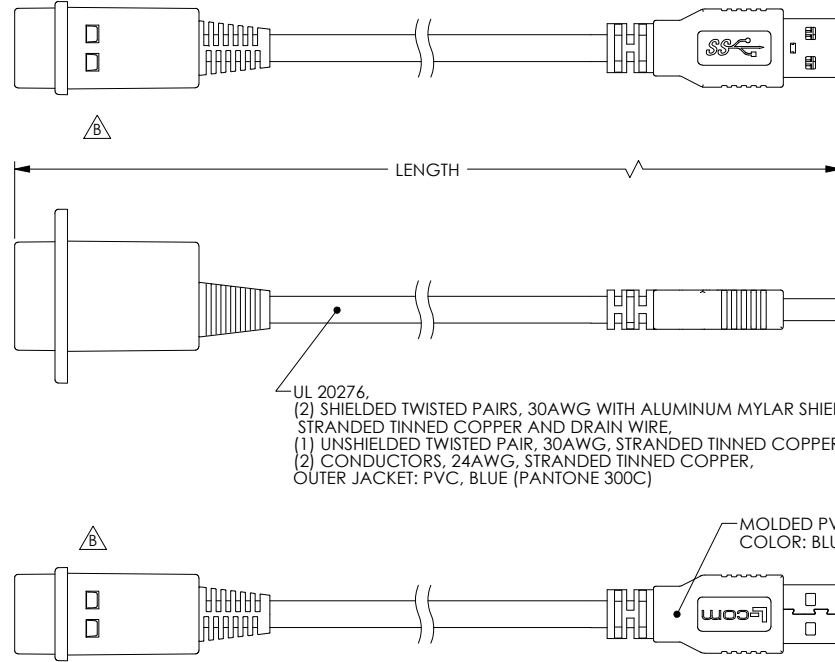


THE INFORMATION CONTAINED IN THIS DRAWING IS THE SOLE PROPERTY OF L-COM, INC. ANY REPRODUCTIONS IN PART OR WHOLE WITHOUT THE WRITTEN PERMISSION OF L-COM, INC. IS PROHIBITED.

REVISIONS			
REV	DESCRIPTION	DATE	CHANGED BY
A	INITIAL RELEASE	12/09/11	D.GRIFFIN
B	ECN 6716: CN RELEASE ON SNAP-ON COVER	3/6/13	D.FRISIELLO

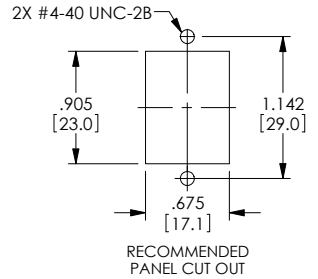


UL 20276,  
 (2) SHIELDED TWISTED PAIRS, 30AWG WITH ALUMINUM MYLAR SHIELD  
 STRANDED TINNED COPPER AND DRAIN WIRE,  
 (1) UNSHIELDED TWISTED PAIR, 30AWG, STRANDED TINNED COPPER,  
 (2) CONDUCTORS, 24AWG, STRANDED TINNED COPPER,  
 OUTER JACKET: PVC, BLUE (PANTONE 300C)

**NOTES:**  
**MATERIAL:**  
**TYPE "A" JACK:**  
 COUPLER HOUSING: ABS, UL94V-0,  
 CONNECTOR PLASTIC: (BLUE) PBT WITH GLASS FIBER  
 CONNECTOR CONTACTS: BRASS  
 CONNECTOR SHELL: SUS  
 PCB: EPOXY GLASS FP-4, 94V-0 FLAMMABILITY RATING  
**TYPE "A" PLUG:**  
 CONNECTOR SHELL: SPCC  
 CONNECTOR PLASTIC: (BLUE) PBT WITH GLASS FIBER, UL94V-0  
 CONNECTOR CONTACTS: PHOSPHOR BRONZE  
**FINISH:**  
 COUPLER HOUSING: CHROME  
 CONNECTOR CONTACTS: GOLD, 30µINCHES  
 CONNECTOR SHELL: NICKEL

WIRING MAP		
"J1"		"P1"
1	RED	1
2	WHITE	2
3	GREEN	3
4	BLACK	4
5	BLUE	5
6	YELLOW	6
7	DRAIN WIRE	7
8	PURPLE	8
9	ORANGE	9
SHELL	BRAID	SHELL

PART NUMBER	LENGTH	
	INCHES	MM
ECF504-30-03AAS	11.8	300
ECF504-30-05AAS	19.7	500
ECF504-30-075AAS	29.5	750
ECF504-30-1AAS	39.4	1000



**ENVIRONMENTAL:**  
 OPERATING TEMPERATURE: -20°C TO +80°C

**MISCELLANEOUS:**  
 CABLE ASSEMBLY SHALL BE TESTED FOR CONTINUITY.  
 CABLE ASSEMBLY SHALL BE INDIVIDUALLY PACKAGED IN ACCORDANCE WITH L-COM SPECIFICATION PS-0031.

RoHS Compliant ✓

UNLESS OTHERWISE SPECIFIED, DIMENSIONS ARE IN INCHES (mm)  
 OVERALL CABLE LENGTH TOLERANCE:  
 ≤12 (305) ±.05 (+.1 (25) / -0  
 >12 (305) ≤40 (1026) ±.1 (25) / -0  
 >40 (1026) ≤120 (3048) ±.1 (25) / -0  
 >120 (3048) ≤300 (7620) ±.1 (25) / -0  
 >300 (7620) ±.1 (25) / -0  
 ALL OTHER DIMENSIONAL TOLERANCES:  
 X ±.2  
 XX ±.152  
 XXX ±.005

APPROVALS DATE  
 DRAWN BY: D. PARHAM 12/09/2011  
 CHECKED BY: ENG 12/09/2011  
 APPROVED BY: S. SMITH 12/09/2011  
 CONFIGURATION DETAILS OF UNDIMENSIONED FEATURES MAY VARY  
 COLOR VARIATIONS MAY OCCUR

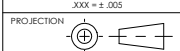
**L-com** Global Connectivity 45 BEECHWOOD DRIVE NORTH ANDOVER, MA 01845

CATEGORY: USB 3.0

PRODUCT DESCRIPTION: USB 3.0 A-A PANEL ADPT SHIELD

SIZE: <b>B</b>	PSCM NO.: <b>43321</b>	DWG. NO.: <b>ECF504-30-AAS</b>	REV.: <b>B</b>
----------------	------------------------	--------------------------------	----------------

SCALE: 1:1 CAD FILE: ECF504-30-AAS.3LDRAW SHEET 1 OF 1



## X-ON Electronics

Largest Supplier of Electrical and Electronic Components

*Click to view similar products for [L-Com](#) manufacturer:*

Other Similar products are found below :

[AVG2-KVM](#) [TRD855SIG-10](#) [DVIHDMF](#) [UMC-201](#) [CA-RSPNMA002](#) [CA3N030](#) [CSMNB15MF-15](#) [CSMNB15MM-10](#) [TRD815RA2BLK-5](#) [TRD815RA2BL-5](#) [CA3A-90DA-1M](#) [CA3A-90LA-05M](#) [CA3A-90LMICB-1M](#) [VHA00001-3M](#) [U3A00003-03M](#) [VHA00005-15M](#) [CGSVGAMM-10](#) [CTLF3VGAMM-20](#) [DPCAMM-2](#) [HDCAMM-3](#) [CSMT15MM-25](#) [CSPL9MF-10](#) [CSPL9MF-5](#) [CSPL25MF-5](#) [AL-IPEPS](#) [NB201611-10F-1](#) [NB121005-10F](#) [TRD855SRA6DBL-05M](#) [TRD855SRA6DBL-10M](#) [TRD855SRA7DBL-10M](#) [PR175SCDLCQ24](#) [TRG508-T4T-3M](#) [TRA5261S-1F](#) [TRA6261-1F](#) [HG2415U-PRO-5PK](#) [USBBFT](#) [DGB25M](#) [CASATAL-18](#) [CA3A-90DMICB-05M](#) [CA3A-90RA-05M](#) [CA3A-90RA-1M](#) [U2A00001-5M](#) [VHA00001-2M](#) [U3A00003-05M](#) [CTLDVIDMMLZ-10](#) [CTL3VGAMM-10TZ](#) [U2A00008-12I](#) [U3A00007-1M](#) [U3A00014-03M](#) [CSMT15MF-5](#)