

LINNEA-GC2-30

~30° wide beam

TECHNICAL SPECIFICATIONS:

Dimensions	283.6 x 43.0 mm
Height	15.2 mm
Fastening	clips
ROHS compliant	yes ⓘ

MATERIAL SPECIFICATIONS:

Component	Type	Material	Colour	Finish
LINNEA-GC2-30	Linear lens	PMMA	clear	

ORDERING INFORMATION:

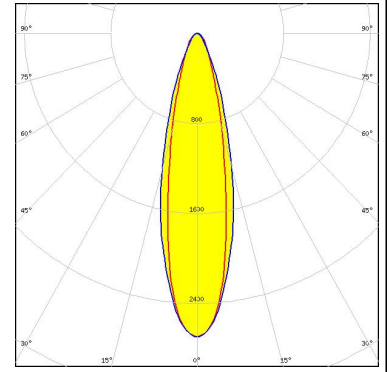
Component	Qty in box	MOQ	MPQ	Box weight (kg)
F17167_LINNEA-GC2-30 » Box size: 398 x 298 x 265 mm	120	32	8	8.7



PHOTOMETRIC DATA (MEASURED):

TRIDONIC

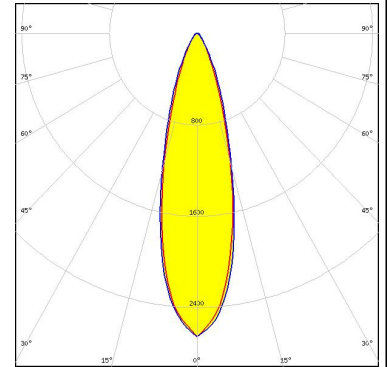
LED LLE 24x280mm 1250lm HV HO ADV1
FWHM / FWTM 22.5 + 28.0° / 54.0 + 57.5°
Efficiency 92 %
Peak intensity 2.7 cd/lm
LEDs/each optic 1
Light colour White
Required components:



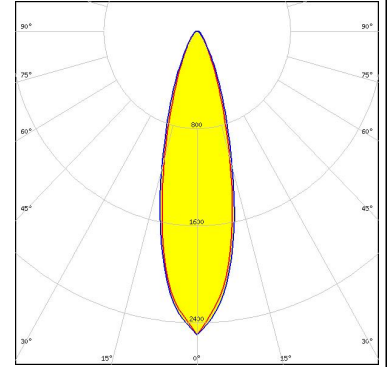
PHOTOMETRIC DATA (SIMULATED):



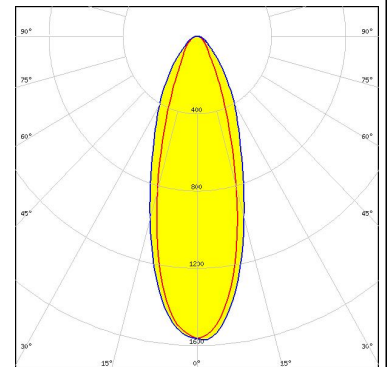
LED J Series 2835
 FWHM / FWTM 28.0° / 56.0 + 58.0°
 Efficiency 94 %
 Peak intensity 2.7 cd/lm
 LEDs/each optic 1
 Light colour White
 Required components:



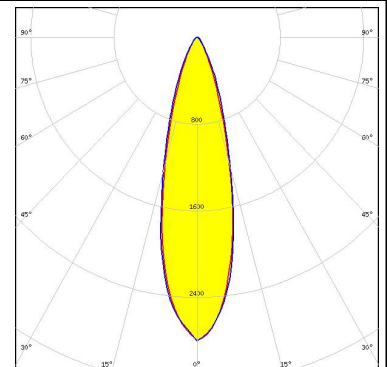
LED J Series 3030
 FWHM / FWTM 28.0° / 57.0 + 60.0°
 Efficiency 93 %
 Peak intensity 2.5 cd/lm
 LEDs/each optic 1
 Light colour White
 Required components:



LED LUXEON 2835 Line
 FWHM / FWTM 32.0 + 38.0° / 65.0 + 88.0°
 Efficiency 91 %
 Peak intensity 1.6 cd/lm
 LEDs/each optic 2
 Light colour White
 Required components:



LED LUXEON 2835 Line
 FWHM / FWTM 27.0 + 28.0° / 54.0 + 57.0°
 Efficiency 94 %
 Peak intensity 2.8 cd/lm
 LEDs/each optic 1
 Light colour White
 Required components:



PHOTOMETRIC DATA (SIMULATED):

<p>LUMILEDS</p> <p>LED: LUXEON 3030 HE Plus</p> <p>FWHM / FWTM: 28.0° / 56.0 + 58.0°</p> <p>Efficiency: 94 %</p> <p>Peak intensity: 2.6 cd/lm</p> <p>LEDs/each optic: 1</p> <p>Light colour: White</p> <p>Required components:</p>	
<p>NICHIA</p> <p>LED: NF2W585AR</p> <p>FWHM / FWTM: 28.0° / 56.0°</p> <p>Efficiency: 94 %</p> <p>Peak intensity: 2.5 cd/lm</p> <p>LEDs/each optic: 1</p> <p>Light colour: White</p> <p>Required components:</p>	
<p>NICHIA</p> <p>LED: NF2W757G-MT (Tunable White)</p> <p>FWHM / FWTM: 28.0 + 30.0° / 57.0 + 61.0°</p> <p>Efficiency: 95 %</p> <p>Peak intensity: 2.5 cd/lm</p> <p>LEDs/each optic: 1</p> <p>Light colour: Tunable White</p> <p>Required components:</p>	
<p>NICHIA</p> <p>LED: NFSW757H</p> <p>FWHM / FWTM: 28.0° / 56.0 + 58.0°</p> <p>Efficiency: 94 %</p> <p>Peak intensity: 2.7 cd/lm</p> <p>LEDs/each optic: 1</p> <p>Light colour: White</p> <p>Required components:</p>	

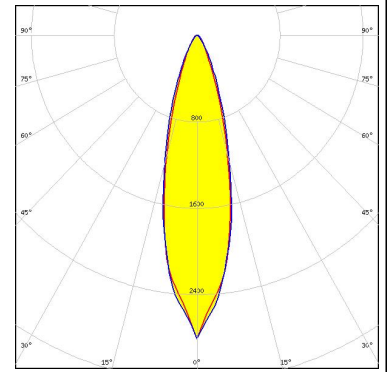
PHOTOMETRIC DATA (SIMULATED):

<p>NICHIA</p> <p>LED NFSx757G</p> <p>FWHM / FWTM 28.0 + 29.0° / 56.0 + 60.0°</p> <p>Efficiency 95 %</p> <p>Peak intensity 2.5 cd/lm</p> <p>LEDs/each optic 1</p> <p>Light colour White</p> <p>Required components:</p>	
<p>OSRAM Opto Semiconductors</p> <p>LED Duris E 2835</p> <p>FWHM / FWTM 27.0 + 28.0° / 54.0 + 58.0°</p> <p>Efficiency 94 %</p> <p>Peak intensity 2.8 cd/lm</p> <p>LEDs/each optic 1</p> <p>Light colour White</p> <p>Required components:</p>	
<p>OSRAM Opto Semiconductors</p> <p>LED Duris S5 (2 chip)</p> <p>FWHM / FWTM 28.0° / 55.0 + 58.0°</p> <p>Efficiency 94 %</p> <p>Peak intensity 2.6 cd/lm</p> <p>LEDs/each optic 1</p> <p>Light colour White</p> <p>Required components:</p>	
<p>OSRAM Opto Semiconductors</p> <p>LED SYNIOS S2222 (KW DDLM31)</p> <p>FWHM / FWTM 26.0° / 51.0 + 55.0°</p> <p>Efficiency 94 %</p> <p>Peak intensity 3 cd/lm</p> <p>LEDs/each optic 1</p> <p>Light colour White</p> <p>Required components:</p>	

PHOTOMETRIC DATA (SIMULATED):

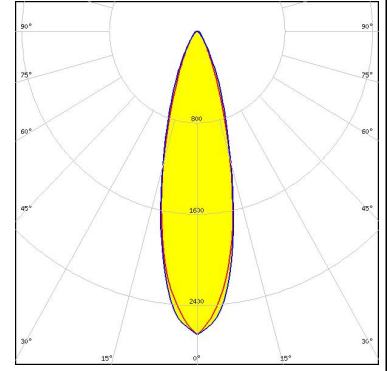
SAMSUNG

LED LM28xB Series
 FWHM / FWTM 26.0° / 56.0°
 Efficiency 92 %
 Peak intensity 2.8 cd/lm
 LEDs/each optic 1
 Light colour White
 Required components:



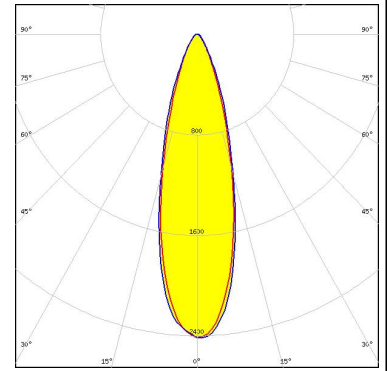
SAMSUNG

LED LM301B
 FWHM / FWTM 28.0° / 56.0 + 58.0°
 Efficiency 94 %
 Peak intensity 2.7 cd/lm
 LEDs/each optic 1
 Light colour White
 Required components:



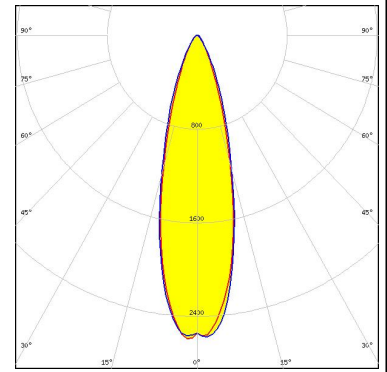
SAMSUNG

LED LM301D
 FWHM / FWTM 28.0 + 30.0° / 58.0 + 60.0°
 Efficiency 93 %
 Peak intensity 2.4 cd/lm
 LEDs/each optic 1
 Light colour White
 Required components:



SAMSUNG

LED LM301Z Plus
 FWHM / FWTM 28.0° / 56.0 + 58.0°
 Efficiency 93 %
 Peak intensity 2.6 cd/lm
 LEDs/each optic 1
 Light colour White
 Required components:



GENERAL INFORMATION:

NOTE: The typical beam angle will be changed by different color, chip size and chip position tolerance. The typical total beam angle is the full angle measured where the luminous intensity is half of the peak value.

MATERIALS:

As part of our continuous research and improvement processes, and to ensure the best possible quality and availability of our products, LEDiL reserves the right to change material grades without notice.

PRODUCT DATA USER AGREEMENT AND DISCLAIMER:

The measured data in the provided downloadable LEDiL Product Datasheets and Mechanical 2D-Drawings is rounded and provided as reference for planning. LEDiL Oy's optical specifications have been verified by conducting performance testing of the products in accordance with the company's quality system. The reported data are averaged results of multiple measurements with typical variation. LEDiL Oy reserves the right to without prior notification make changes and improvements to its products.

LEDiL Oy assumes neither warranty, nor guarantee nor any other liability of any kind for the contents and correctness of the provided data. The provided data has been generated with highest diligence but the provided data may in reality not represent the complete possible variation range of all intrinsic parameters. Therefore, in certain cases a deviation from the provided data could occur.

LEDiL Oy reserves the right to undertake technical changes of its products without further notification which could lead to changes in the provided data. LEDiL Oy assumes no liability of any kind for the possible deviation from any provided data or any other damage resulting from the usage of the provided data.

The user agrees to this disclaimer and user agreement with the download or usage of the provided files.

LEDiL Oy

Joensuunkatu 13
FI-24240 SALO
Finland

LEDiL Inc.

228 West Page Street
Suite D
Sycamore IL 60178
USA

Ledil Optics Technology (Shenzhen) Co., Ltd.

405 , Block B
Casic Motor Building
Shenzhen 518057
P.R.CHINA

Local sales and technical support

[www.ledil.com/
where_to_buy](http://www.ledil.com/where_to_buy)

Shipping locations

Salo, Finland
Hong Kong, China

Distribution Partners

[www.ledil.com/
where_to_buy](http://www.ledil.com/where_to_buy)

X-ON Electronics

Largest Supplier of Electrical and Electronic Components

Click to view similar products for [LED Lighting Lenses](#) category:

Click to view products by [Ledil](#) manufacturer:

Other Similar products are found below :

[LL01ED-AK40L06](#) [LL01ZZ-EX25L06-M2](#) [180182-0000](#) [LL01ED-ALI55R49](#) [C14707_IDA16-O](#) [LL01ED-AKY24R49](#) [LL01CR-AYG15R49](#) [LL01CR-OT32L06-M2](#) [LL01ZZ-AAA24L49](#) [LL01CR-CEN38L02](#) [LL01ZZ-AAA55L49](#) [LL01CR-AYG24R49](#)
[LL01A00CZMB2-M2](#) [LL01ED-AKY38R49](#) [LL01CR-CNE2545L06-M2](#) [LL01ZZ-AAA38L49](#) [LL01ED-AKV36R49](#) [LL01ED-ALI24R49](#)
[LL01CR-AYG38R49](#) [C17171_DAISSY-8X1-SHD-MATT](#) [F16859_LINDA-ZT25](#) [C17295_ILONA-ZOOM](#) [F16636_LINDA-W60](#)
[C16871_DAISSY-7X1-W](#) [C18165_AMY-35-ZOOM-SUB](#) [10003](#) [10003/15](#) [10048](#) [10049](#) [10108](#) [F14487_FLORENCE-1R-MAXI-WG](#) [12667](#)
[C14605_HB-2X2-RW](#) [C14642_FLORENCE-1R-UP](#) [CAY033](#) [CAY046/55](#) [OS-LRI2015X45S](#) [OSOLRA2015M](#) [PG1C-NX36](#) [PG1C-SX17](#)
[PM2A-SXV1](#) [PM2B-NX55-AW](#) [PM6A-FN25](#) [FC2231-0000-0050-L](#) [FC2231-0000-0100-L](#) [C14116_STRADA-2X2-PX](#) [C12345_HB-5X1-W](#)
[95-0931](#) [C15800_MOLLY-S](#) [C15802_MOLLY-W](#)