




AREAL RIGID ADVANCE

ARAML-SW800-24V-64Q250-20-IC



PRODUCT DESCRIPTION

- Voltage-based, square LED module
- Particularly suited for use in panel luminaires
- Uniform light distribution, even in a matrix arrangement
- Easy to link using plug terminals
- Exceptional efficiency up to 180 lm / W
- High levels of light quality and colour consistency
- Available in 3000, 4000, and 5000 K
- Aluminium circuit board with optimised thermal management



TECHNICAL DATA/OVERVIEW

Operating voltage	24 VDC
Rated power	10 W
Rated current	0,416 A
LED type	SMD 3030
LED spacing	31,25 mm
LED quantity / module	64
Module efficiency	> 180 lm / W
Colour rendering	Ra >80
Colour consistency	5 SDCM
Dimensions (l x w x h)	250 x 250 x 6,1 mm
Service life	> 50.000 h

CONNECTION-RELATED INFORMATION

Type of connection	Wire to board terminal block
Type of terminal block	5 x 2-pole Wago 2060
Max. wire size	0,75 mm ²
max. assembly [pcs.]	16



FULFILMENT OF STANDARDS

EN 62031:2015	2011/65/EU	referring to
EN 62471:2009	2009/125/EU	IEC 62717



AREAL RIGID ADVANCE

ARAML-SW800-24V-64Q250-20-IC



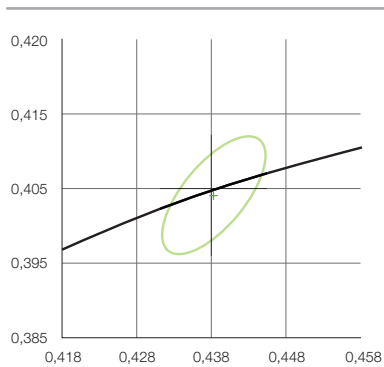
SPECIFIC DATA OVERVIEW

Item no.	Light colour	Nominal colour temp.	Typical lumen @ 25° C	Tolerance	Operating voltage
9009375	warmweiß	3000 K	1656 lm	5 SDCM	24 VDC
9009376	neutralweiß	4000 K	1717 lm	5 SDCM	24 VDC
9009377	kaltweiß	5000 K	1717 lm	5 SDCM	24 VDC

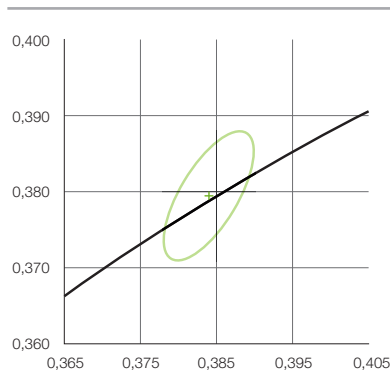
PHOTOMETRIC DATA

Item no.	Colour temperature	Colour location coordinates (x,y)	Typ. Luminous flux @ Tp 25° C	Typ. Luminous flux @ Tp 60° C	Luminous flux tolerance	CRI (Ra)	Beam angle
9009375	3000 K	0,4339 / 0,4033	1656 lm	1490 lm	± 3,7 %	≥ 80	120°
9009376	4000 K	0,3818 / 0,3797	1717 lm	1601 lm	± 3,5 %	≥ 80	120°
9009377	5000 K	0,3446 / 0,3551	1717 lm	1601 lm	± 3,5 %	≥ 80	120°

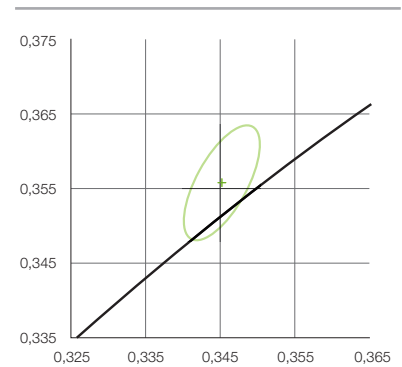
3000 K



4000 K



5000 K





AREAL RIGID ADVANCE

ARAML-SW800-24V-64Q250-20-IC



ELECTRICAL DATA

Item no.	Nominal voltage	Nominal current	Rated power	Power consumption	Energy classification
9009375	24 VDC	0,416 A	10 W	10 kWh/1000h	A ++
9009376	24 VDC	0,416 A	10 W	10 kWh/1000h	A ++
9009377	24 VDC	0,416 A	10 W	10 kWh/1000h	A ++

THERMAL DATA

Item no.	Rated service life @ 25° C	Rated service life @ 60° C	Tc point max. temp.	Tp Temp.	Ambient temp.
9009375	L80 B10 / > 54.000 h	L80 B10 / 45.000 h	70° C	60 °C	-20 ... +70 °C
9009376	L80 B10 / > 54.000 h	L80 B10 / 45.000 h	70° C	60 °C	-20 ... +70 °C
9009377	L80 B10 / > 54.000 h	L80 B10 / 45.000 h	70° C	60 °C	-20 ... +70 °C

FURTHER INFORMATION

Item no.	max. dimension	Dimmable	IP rating	Water protection	Fixture
9009375	1 qm	yes	IP 00	—	M2 screw with PA washer
9009376	1 qm	yes	IP 00	—	M2 screw with PA washer
9009377	1 qm	yes	IP 00	—	M2 screw with PA washer

PRODUCT KEY DESCRIPTION

LFBML	SW800	24V	5S100	20
category	photometrical Code	voltage- / current- based	layout code	protection class



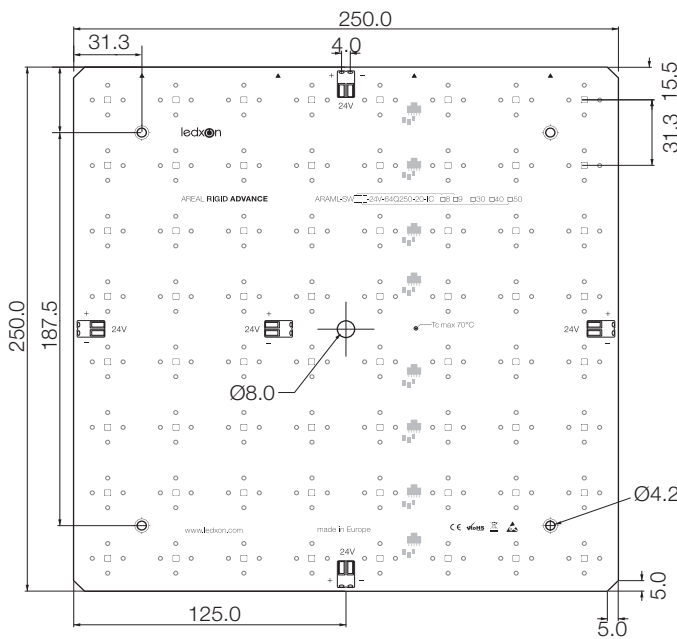
AREAL RIGID ADVANCE

ARAML-SW800-24V-64Q250-20-IC



DIMENSIONS

Item no.	Length	Width	Height	LEDs / module	LED spacing
9009375	250 mm	250 mm	6,1 mm	64 pcs.	31,25 mm
9009376	250 mm	250 mm	6,1 mm	64 pcs.	31,25 mm
9009377	250 mm	250 mm	6,1 mm	64 pcs.	31,25 mm



ORDER INFORMATION

Item no.	Item description	weight / netto	Packaging unit	Ordering unit
9009375	ARAML-SW827-24V-64Q250-20-IC	303 g	PU = 10	piece
9009376	ARAML-SW830-24V-64Q250-20-IC	303 g	PU = 10	piece
9009377	ARAML-SW840-24V-64Q250-20-IC	303 g	PU = 10	piece



AREAL RIGID ADVANCE

ARAML-SW800-24V-64Q250-20-IC



INFORMATION ON SERVICE LIFE

The maximum T_c/T_p temperature is a crucial factor for the service life information relating to ledxon LED modules.

If the permitted limits are exceeded, this shall significantly reduce the service life and may even result in the destruction of the modules.

The expected service life in hours represents a purely statistical parameter.

For optimum operation of ledxon LED modules, we recommend installation only on rigid and stationary surfaces.

The heatsink must provide for sufficient heat dissipation such that the maximum permitted temperature is not exceeded at the T_c point.

The temperatures at the T_c point must be measured in accordance with the specifications stated in EN 60598-1.

INFORMATION ON PHOTOMETRIC AND ELECTRICAL DATA

Capacity coordinates and tolerances in accordance with CIE 1931

Measurement environment temperature: $t_a = 25^\circ$

Measurement tolerance for colour coordinates (x / y) ± 0.005

The maximum permitted operating voltage must not be exceeded. Otherwise a reduction in service life or a failure may occur.

All ledxon LED modules can be dimmed using PWM (pulse width modulation).

SAFETY AND INSTALLATION INFORMATION

When installing ledxon RIGID LED modules, the relevant specifications and standards must be observed.

The modules must be de-energised when they are being connected. The correct polarity for the connection lines must be observed upon start-up. Incorrect polarity may result in the destruction of the LED modules. When installing these modules, standard ESD safety precautions must be complied with. ledxon RIGID LED modules are delivered without cabling. These modules are electrified by connecting leads to the provided plug terminal connection. The maximum permitted cable cross-section must be observed in this process. High mechanical load must be avoided during installation. Powerful compression forces, in particular on the light area, result in damage to the components as well as the conducting paths. We recommend using polyamide screws to secure the LED modules.

X-ON Electronics

Largest Supplier of Electrical and Electronic Components

Click to view similar products for [ledxon](#) manufacturer:

Other Similar products are found below :

[9009284](#) [LRAML-SW850-24V-28S103-20-IC](#) [LFBLL-MCRGB-24V-6S167-20](#) [ARAML-SW850-24V-64Q250-20-IC](#) [9009333](#) [LFBML-MW827860-24V-12D83-20](#) [9009093](#) [9009080](#) [LFBHL-SW827-24V-6S167-20](#) [LFBML-SW840-24V-6S167-20](#) [ARAML-SW830-24V-64Q250-20-IC](#) [9009332](#) [LRALL-SW850-24V-28S103-20-IC](#) [9009375](#) [9009331](#) [9009376](#) [LFBML-SW827-24V-6S83-20-IC](#) [9009377](#) [9009079](#) [9009373](#) [LRALL-SW830-24V-28S103-20-IC](#) [9009083](#) [ARAML-SW840-24V-64Q250-20-IC](#) [LFBML-SW860-24V-6S83-20-IC](#) [LFBLL-SW827-24V-5S200-20-IC](#) [LFBLL-SW840-24V-5S200-20-IC](#) [LFBHL-SW840-24V-6D167-20](#) [9009098](#) [9009033](#) [LFBML-MW827860-24V-12D167-20](#) [LRAML-SW840-24V-28S103-20-IC](#) [ALUSTAR-G2-30-SW840-1A-54](#) [LFBHL-SW860-24V-6D167-20](#) [LRPHL-SW830-24V-32S94-20-IC](#) [LFBHL-SW840-24V-6S42-20](#) [ALUSTAR-G2-80-SW840-1A-54](#) [ALUSTAR-G2-15-SW830-1A-54](#) [9009362](#) [ALUSTAR-G2-2545-SC625-1A-54](#) [LFBML-SW827-24V-6S167-20](#) [9009077](#) [9009368](#) [LRALL-SW940-24V-28S103-20-IC](#) [ALUSTAR-G2-60-SW760-1A-54](#) [ALUSTAR-G2-80-SW760-1A-54](#) [LRAML-SW830-24V-28S103-20-IC](#) [LRAML-SW940-24V-28S103-20-IC](#) [LRAML-SW950-24V-28S103-20-IC](#) [ALUSTAR-G2-80-SC625-1A-54](#) [9009367](#)