


COMPONENTS / Flex Stripes

LFBML

- 8S78



Flexible

ledxon®

Synergy of Retail Lighting

www.ledxon.com

PRODUCT DATA SHEET

LFBML - 8S78

TECHNICAL DATA

| | |
|--------------------------------|--------------------|
| Operating voltage | 24 V DC |
| Rated Power / m | 8,7 W |
| Rated current / m | 363 mA (± 10%) |
| LED Type | SMD 2835 |
| LED spacing | 7,81 mm |
| LED quantity / m | 128 |
| Cut size | 62,5 mm / 8 LED |
| Light efficiency | up to 160lm / Watt |
| Control | yes (PWM optional) |
| Protection class | IP 20 |
| Connection | 2 Pads |
| Max. wire cross section | max. 0,75 qmm |
| Max. assembly length | max. 5 m |
| Bending radius | 30 mm |

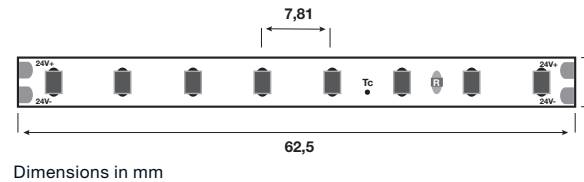


Control gear and accessories

Further information on the control gear can be found in the installation instructions accompanying the product.

Further information on the accessories can be found in the accessories data sheet belonging to the product.

DIMENSIONS



STANDARD

EN62031:2015


EN62471:2009

EN62717:2017

2011/65/EU

2009/125/EU

VERSIONS



PRODUCT FEATURES

Voltage based flexible LED module

Suitable for applications with medium brightness requirements

Pulse width modulation (PWM) control is optional

Two-layer foil circuit board with optimized thermomanagement

Mounting by self-adhesive 3M tape

PRODUCT DATA SHEET

LFBML - 8S78

| Item number | Colour temperature | Colour location coordinates x / y | Colour consistency | CRI | Luminous flux / m @ ta 25°C | Beam angle |
|-------------|--------------------|-----------------------------------|--------------------|-----|-----------------------------|------------|
| 9009435 | 2300K | 0,4873 / 0,4156 | 3 SDCM | 80 | 1175 lm | 120° |
| 9009436 | 2700K | 0,4576 / 0,4100 | 3 SDCM | 80 | 1270 lm | 120° |
| 9009437 | 3000K | 0,4406 / 0,4095 | 3 SDCM | 80 | 1350 lm | 120° |
| 9009438 | 4000K | 0,3768 / 0,3677 | 3 SDCM | 80 | 1390 lm | 120° |
| 9009439 | 6000K | 0,3226 / 0,3276 | 3 SDCM | 80 | 1350 lm | 120° |
| 9009440 | 2700K | 0,4576 / 0,4100 | 3 SDCM | 95 | 1020 lm | 120° |
| 9009441 | 3000K | 0,4406 / 0,4095 | 3 SDCM | 95 | 1060 lm | 120° |
| 9009442 | 4000K | 0,3768 / 0,3677 | 3 SDCM | 95 | 1150 lm | 120° |
| 9009443 | 2300K | 0,4873 / 0,4156 | 3 SDCM | 80 | 1700 lm | 120° |

| Item number | Lifetime @ ta 25°C | tc max | tp max | Ambient temperature | Storage temperature |
|-------------|--------------------|--------|--------|---------------------|---------------------|
| 9009435 | L70 >60.000 h | 75°C | 70°C | -25°C to +40°C | -20°C to +65°C |
| 9009436 | L70 >60.000 h | 75°C | 70°C | -25°C to +40°C | -20°C to +65°C |
| 9009437 | L70 >60.000 h | 75°C | 70°C | -25°C to +40°C | -20°C to +65°C |
| 9009438 | L70 >60.000 h | 75°C | 70°C | -25°C to +40°C | -20°C to +65°C |
| 9009439 | L70 >60.000 h | 75°C | 70°C | -25°C to +40°C | -20°C to +65°C |
| 9009440 | L70 >60.000 h | 75°C | 70°C | -25°C to +40°C | -20°C to +65°C |
| 9009441 | L70 >60.000 h | 75°C | 70°C | -25°C to +40°C | -20°C to +65°C |
| 9009442 | L70 >60.000 h | 75°C | 70°C | -25°C to +40°C | -20°C to +65°C |
| 9009443 | L70 >60.000 h | 75°C | 70°C | -25°C to +40°C | -20°C to +65°C |

PRODUCT DATA SHEET

LFBML - 8S78

ORDER INFORMATION

| Item number | Productcode | Packaging unit | Bestelleinheit BE | Weight gross / VE | Abmessungen / VE L x B x H |
|-------------|-------------------------|----------------|-------------------|-------------------|----------------------------|
| 9009435 | LFBML-SW823-24V-8S78-20 | 1 roll = 5 m | 1 m | 0,134 kg | 240 x 220 x 15,5 mm |
| 9009436 | LFBML-SW827-24V-8S78-20 | 1 roll = 5 m | 1 m | 0,134 kg | 240 x 220 x 15,5 mm |
| 9009437 | LFBML-SW830-24V-8S78-20 | 1 roll = 5 m | 1 m | 0,134 kg | 240 x 220 x 15,5 mm |
| 9009438 | LFBML-SW840-24V-8S78-20 | 1 roll = 5 m | 1 m | 0,134 kg | 240 x 220 x 15,5 mm |
| 9009439 | LFBML-SW860-24V-8S78-20 | 1 roll = 5 m | 1 m | 0,134 kg | 240 x 220 x 15,5 mm |
| 9009440 | LFBML-SW927-24V-8S78-20 | 1 roll = 5 m | 1 m | 0,134 kg | 240 x 220 x 15,5 mm |
| 9009441 | LFBML-SW930-24V-8S78-20 | 1 roll = 5 m | 1 m | 0,134 kg | 240 x 220 x 15,5 mm |
| 9009442 | LFBML-SW940-24V-8S78-20 | 1 roll = 5 m | 1 m | 0,134 kg | 240 x 220 x 15,5 mm |
| 9009443 | LFBHL-SW823-24V-8S63-20 | 1 roll = 5 m | 1 m | 0,140 kg | 240 x 220 x 15,5 mm |

PRODUCT DATA SHEET

LFBML - 8S78

IMPORTANT NOTES

Lifetime notes

The max. Tc/Tp temperature plays a decisive role in the service life specifications of ledxon LED modules. Exceeding the permissible limits results in a significant reduction of the service life and can even lead to the destruction of the modules. The expected lifetime of >60,000 hours represents a purely statistical value. (L70B50 at Tp65°). For optimal operation of ledxon LED modules, we recommend mounting them exclusively on rigid and immovable surfaces. The heat sink must provide sufficient heat dissipation so that the maximum permissible temperature at the Tc point is not exceeded. The temperature measurement at the Tc point must be carried out according to the specifications of EN 60598-1.

Notes photometric and electrical data

Chromaticity coordinates and tolerances according to CIE 1931

Measuring ambient temperature: ta=25°C

Measurement tolerance color coordinates (x/y) +/-0.005

The maximum permissible operating voltage must not be exceeded. This may lead to a reduction in lifetime or failure.

All Ledxon LED modules can be dimmed by PWM (pulse width modulation).

Safety and installation instructions

When installing the flexible LED modules, do not fall below the maximum permissible bending radius. Bending in the transverse direction will damage the PCB. For optimal adhesive properties of the double-sided 3M adhesive tape, ledxon recommends mounting exclusively on dry, clean, grease-, oil- and silicone-free surfaces. Ledxon assumes no liability for the correct bonding of the LED modules. Standard ESD protection measures must be observed when installing ledxon LED modules. Flexible LED modules are delivered without lead. Electrification is done by soldering leads to the provided solder pads. The maximum permissible cable cross-section must be observed. The soldering temperature of 270° C for max. 10 seconds must not be exceeded. LED modules are subject to photobiological risk group 1.

Disclaimer

Changes and errors excepted. Due to the continuous development of all products, technical and design changes can occur at any time. Make sure that you always use the latest version of the data sheet.

Further product data as well as current information can be found at www.ledxon.com

PRODUCT DATA SHEET

LFBML - 8S78

IMPORTANT NOTES

Lifetime notes

The max. Tc/Tp temperature plays a decisive role in the service life specifications of ledxon LED modules. Exceeding the permissible limits results in a significant reduction of the service life and can even lead to the destruction of the modules. The expected lifetime of >60,000 hours represents a purely statistical value. (L70B50 at Tp65°). For optimal operation of ledxon LED modules, we recommend mounting them exclusively on rigid and immovable surfaces. The heat sink must provide sufficient heat dissipation so that the maximum permissible temperature at the Tc point is not exceeded. The temperature measurement at the Tc point must be carried out according to the specifications of EN 60598-1.

Notes photometric and electrical data

Chromaticity coordinates and tolerances according to CIE 1931

Measuring ambient temperature: ta=25°C

Measurement tolerance color coordinates (x/y) +/-0.005

The maximum permissible operating voltage must not be exceeded. This may lead to a reduction in lifetime or failure.

All Ledxon LED modules can be dimmed by PWM (pulse width modulation).

Safety and installation instructions

When installing the flexible LED modules, do not fall below the maximum permissible bending radius. Bending in the transverse direction will damage the PCB. For optimal adhesive properties of the double-sided 3M adhesive tape, ledxon recommends mounting exclusively on dry, clean, grease-, oil- and silicone-free surfaces. Ledxon assumes no liability for the correct bonding of the LED modules. Standard ESD protection measures must be observed when installing ledxon LED modules. Flexible LED modules are delivered without lead. Electrification is done by soldering leads to the provided solder pads. The maximum permissible cable cross-section must be observed. The soldering temperature of 270° C for max. 10 seconds must not be exceeded. LED modules are subject to photobiological risk group 1.

Disclaimer

Changes and errors excepted. Due to the continuous development of all products, technical and design changes can occur at any time. Make sure that you always use the latest version of the data sheet.

Further product data as well as current information can be found at www.ledxon.com

X-ON Electronics

Largest Supplier of Electrical and Electronic Components

Click to view similar products for [LED Lighting Bars and Strips](#) category:

Click to view products by [Ledxon](#) manufacturer:

Other Similar products are found below :

[ZLF0310W62524](#) [LF1D-F2F-2W-300](#) [00215258](#) [HH-SWW320F010W12-COB IP20](#) [HH-SWW320F010W24-COB IP20](#) [HH-SWW528F210W12-COB IP65](#) [HH-SG528F010W24-COB IP20](#) [LF2D-EN2F-2W-A](#) [10001622](#) [LFBHL-SW827-24V-8S63-20](#) [LFBHL-SW860-24V-8S63-20](#) [LFBHL-SW940-24V-8S63-20](#) [HH-SRGB60F010W24-5050M](#) [N006120BB1LZ \(BLUE\)](#) [N006120BB1LZ \(GREEN\)](#) [N006120BB1LZ \(RED\)](#) [N006120BC1LZ \(BLUE\)](#) [N006120BC1LZ \(GREEN\)](#) [N006120BC1LZ \(GOLDEN YELLOW\)](#) [N006120BC1LZ \(RED\)](#) [S010030CB3SB7](#) [S010030CB3SB7 \(BLACK PCB\)](#) [S010060CB1LZ \(NEUTRAL WHITE IP65\)](#) [S010060CB1LZ \(WARM WHITE IP65\)](#) [S010060CB3SB7](#) [S010060CC1LZ \(WARM WHITE IP65\)](#) [S012060CB4ST \(BLACK PCB\)](#) [2633830000](#) [HH-SX72F008W24-2835 CW WHITE PCB IP20](#) [HH-SX180F010W24 -2835 WW WHITE PCB IP20](#) [HH-SX72F008W24-2835 NW WHITE PCB IP20](#) [HH-SX144F008W24 -2835 NW WHITE PCB IP20](#) [HH-SX180F010W24 -2835 NW WHITE PCB IP20](#) [HH-SX144F008W24 -2835 CW WHITE PCB IP20](#) [HH-SX144F008W24 -2835 WW WHITE PCB IP20](#) [HH-SX180F010W24 -2835 CW WHITE PCB IP20](#) [N008120BB1LZ \(BLUE\)](#) [S010060CA3SA1](#) [SCS-120-CW](#) [00219015](#) [10001611](#) [10001612](#) [10001613](#) [10001617](#) [10001618](#) [10001619](#) [10001623](#) [10001655](#) [10001657](#) [10001664](#)