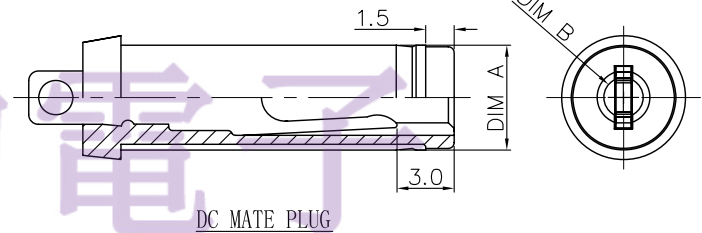
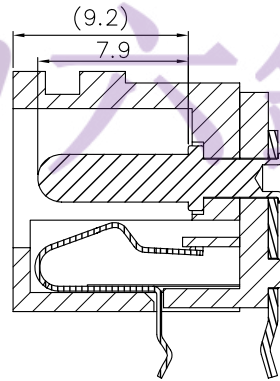
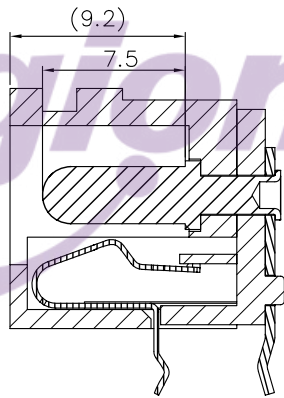
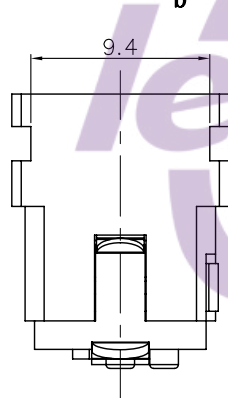


RECOMMENDED P. C. B. LAYOUT
UNSPECIFIED TOLERANCE: ±0.05
(TOP VIEW)



PIN	Ø2.0	Ø2.5	Ø3.0
DIM A	Ø6.3±0.05	Ø6.3±0.05	Ø6.55±0.05
DIM B	Ø2.05 ^{+0.10} _{-0.00}	Ø2.55 ^{+0.10} _{-0.00}	Ø3.05 ^{+0.10} _{-0.00}

Model No.	DC-062	DC-062-1
Schematic		
CIRCUIT DIAGRAM		

					TOLERANCE UNLESS SPECIFIED							
6	Shunt Terminal [3]	BRASS	1	Ag/Sn-PLATED	UP TO 5mm: ±0.1	ANGULAR	1					
5	Tip spring [2]	SUS	1	Ag/Sn-PLATED	ABOVE 5mm: ±0.2	±1°	NO	DATE	REVISIONS		BY	APPD
4	Center pin terminal [1]	BRASS	1	Ag/Sn-PLATED	TITLE: DC JACK			UNIT : MM	ROHS COMPLIANT	DWN		
3	Center pin	BRASS	1	Sn PLATED	MODEL: DC-062 3.0			SCALE: 3:1	CHK'D			
2	Cover	PBT	1	BLACK	东莞市六钧电子五金有限公司				APPD			
1	Housing	PBT	1	BLACK				PRO.AGL:		REV :A0		
NO.	PART NAME	MATERIAL	QTY	FINISHING								

X-ON Electronics

Largest Supplier of Electrical and Electronic Components

Click to view similar products for [DC Power Connectors](#) category:

Click to view products by [Legion](#) manufacturer:

Other Similar products are found below :

[KLDX-SMT-0202-BPTR](#) [171-0722-E](#) [K596](#) [KLD-0201-BC](#) [4C6831AX](#) [10073976-112LF](#) [LCB60PW-M](#) [LCB30PW-M](#) [LCB60PB-M](#)
[LCC30PB-M](#) [LCB50PW-M](#) [LCB50-M](#) [LCB60-F](#) [LCC30-M](#) [LCB40PW-M](#) [LCC30PW-M](#) [LCB50-F](#) [LCB40-F](#) [LCB30-F](#) [LCC40-M](#)
[LCC40PB-M](#) [LCB40PB-M](#) [LCC40-F](#) [LCB60-M](#) [LCC40PW-M](#) [LCB50PB-M](#) [DC-002-100](#) [DC-031A-130](#) [DC-031A-100](#) [DC-003A-130](#)
[DC-045-130](#) [DC-192-130](#) [DC-033-130](#) [DC-011-100](#) [DC-002F-130](#) [DC-002-130](#) [DB-14-2F](#) [DC-183B](#) [DC-060-04A](#) [DC-099-200](#) [DC-015-](#)
[250-A](#) [DC-016-200-A](#) [DC-005A-200](#) [DC-044A-200](#) [DC-088-200](#) [DC-022A-200](#) [DC-038-150](#) [DC-005C-130](#) [DC-012A-200](#) [DC-098-200](#)