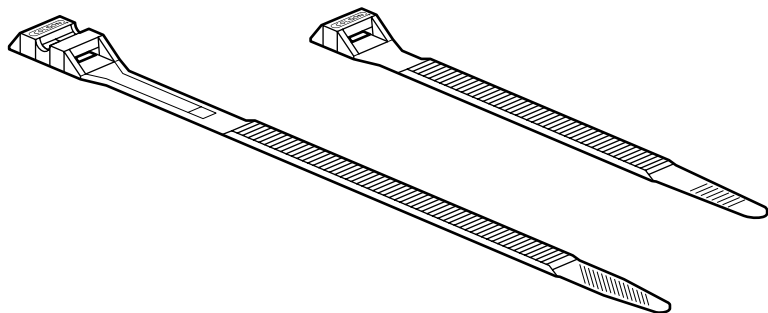


# Colson™ installation cable ties

Catalogue number(s): 319 10/13/16/19/20/21/22/25/50/55/57  
319 58/59/60/61/71/78/80/81/96  
308 81/94



## CONTENTS pages

- 1. General characteristics ..... 1
- 2. Cable tie range ..... 1
- 3. Technical characteristics ..... 1-2
- 4. Colson™ tool ..... 2
- 5. Accessories ..... 3-4

### 1. GENERAL CHARACTERISTICS

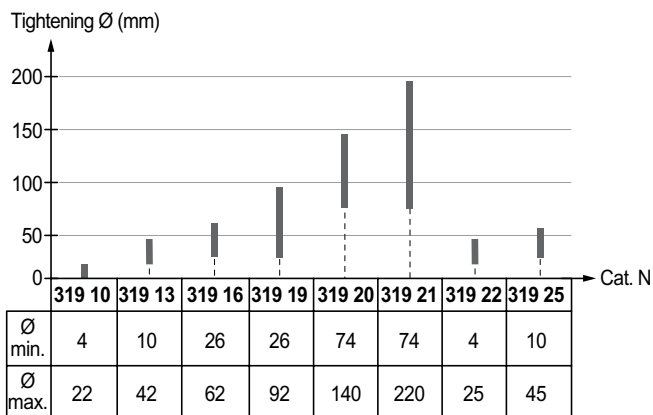
Colson™ ties are black, UV resistant, have external teeth and are designed to hold cables, strands and tubes in external installations. Colson™ accessories enable the ties to be used whatever the support (duct, sheeting, post, etc.). Colson™ cable ties are compliant with standards EN 62275 type1 (NFC 68-146)

### 2. RANGE

#### 2.1 Dimensions

	319 10	319 13	319 16	319 19	319 20	319 21	319 22	319 25
Width (mm)	9				6			
Flat length (mm)	123	185	262	357	498	750	119	180

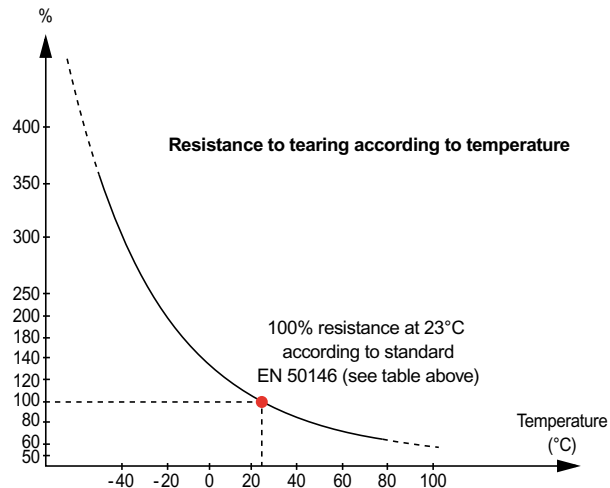
#### 2.2 Usage diameters



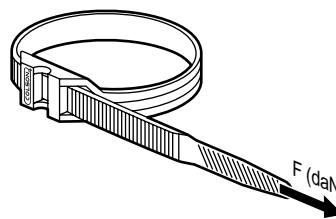
### 3. TECHNICAL CHARACTERISTICS

#### 3.1 Resistance to tearing

	319 10	319 13	319 16	319 19	319 20	319 21	319 22	319 25
Min. resistance (daN)	36	36	53	53	53	53	22	22



#### 3.2 Insertion effort



	319 10	319 13	319 16	319 19	319 20	319 21	319 22	319 25
Effort (daN)	4	4	5	5	5,5	5,5	4	4

### 3. TECHNICAL CHARACTERISTICS (cont.)

#### 3.3 Resistance to temperature

- Max. permanent usage temperature (1,000 Hrs according to EN 50 146).....85 °C
- Min. permanent usage temperature (tie installed).....-40 °C
- Min. installation temperature.....-30 °C

#### 3.4 Fire behaviour

- Resistance to glow wire according to IEC 60 695-2-11..... 650 °C
- Compliant with UL 94 requirements.....HB classification
- Limiting Oxygen Index (LOI) according to EN ISO 4589-1 / ASTM D 2863-00.....19%
- Duration of flame application according to EN 50 146.....10 secs
- Corrosiveness of smoke according to NFC 20-453.....< 5 %

#### 3.5 Resistance to UV radiation according to standard IEC 62275 type 1

The UV resistant black cable ties for exterior use successfully pass UV resistance tests and climatic ageing tests representing actual conditions of use.

These cycles combine 1000 hours of exposure to radiation under arc or xenon lamps according to ISO 4892-2 method 1.

#### 3.6 Climatic ageing according to XP C20-540

Colson™ cable ties are subjected to weekly cycles that represent actual conditions of use.

These cycles combine UV radiation, humidity, water spraying, heat and cold.

After one month of testing, Colson™ cables ties retain 80% of their resistance to tearing.

#### 3.7 Resistance to chemical products (at ambient temperature of 23°C)

++ : excellent    + : moderate    - : weak

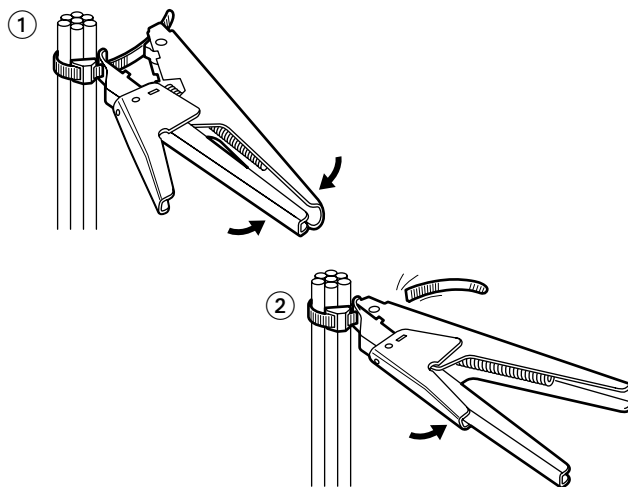
Mineral acids	Hydrochloric ≤ 10%	++
	Sulphuric ≤ 10%	++
	Nitric, all concentrations	-
Organic acids	Acetic	+
	Tartaric	++
	Uric	++
	Formic	-
Mineral bases	Soda ≤ 10%	++
	Potash ≤ 10%	++
	Ammonia ≤ 10%	++
Organic bases	Aniline (pure)	+
	Pyridine (pure)	-
	Urea	++
	Oils	++
	Greases	++
	Oil products	++
	Sea water	++
	Chlorinated solvents	-
	Phenols	-
	Alcohol	++
	Hydrocarbons	++
	Mineral salts	++

#### 3.8 Material

Absorption of humidity ≤ 1 %  
Halogen free.

### 4. COLSON TOOL™, Cat. No. 319 96

The Colson™ tool is used to tighten and trim surplus strap length close to the tie head, for ties 6 mm and 9 mm wide.



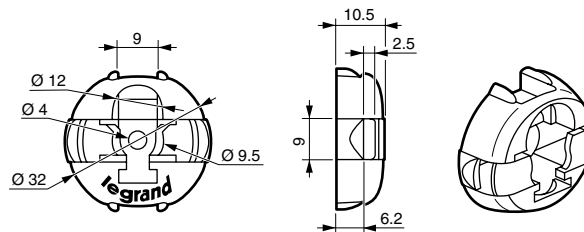
### 5. ACCESSORIES

#### 5.1 Base for Colson™ ties, Cat. No. 319 59

For ties 9 mm wide max.

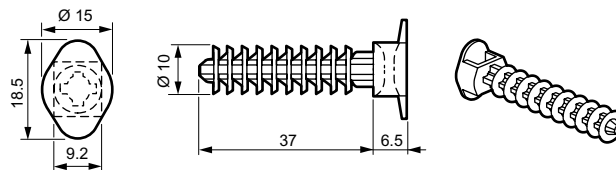
Fastening using:

- "Spit Pulsa 700E" nail gun
- screw Ø 4 mm.



#### 5.2 Standard wall plug base, Cat. No. 319 55

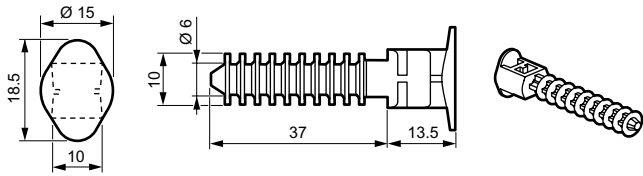
Drilling: Ø 8 mm (hard materials), Ø 7 mm (softer materials).



## 5. ACCESSORIES (cont.)

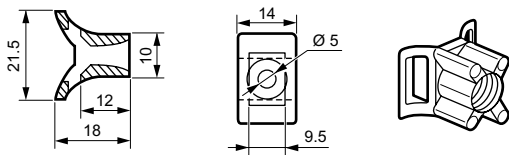
### 5.3 Wall spacer plug base, Cat. No. 319 58

For ties 9 mm wide max.  
Drilling: Ø 8 mm (hard materials), Ø 7 mm (softer materials).



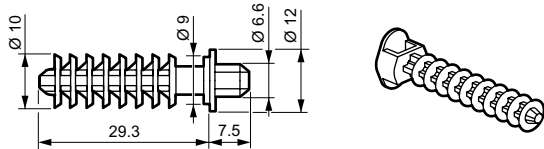
### 5.4 Screw-on base, Cat. No. 319 50

For ties 9 mm wide max.  
Fastening with:  
- screw-in wall plug, Cat. No. 319 57,  
- dowel Ø 7 mm,  
- screw Ø 5 mm.



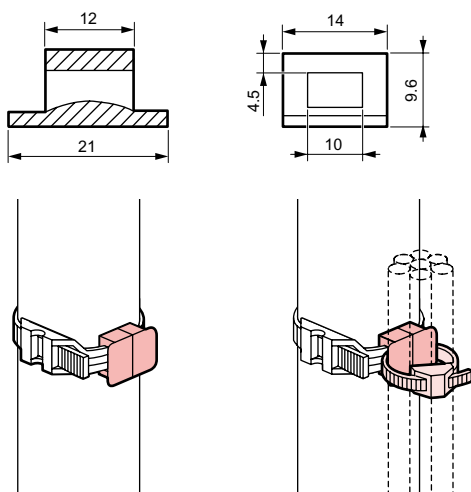
### 5.5 Screw-in wall plug, Cat. No. 319 57

Drilling: Ø 8 mm (hard materials), Ø 7 mm (softer materials).  
Threaded head Ø 6.6 spacing 150.



### 5.6 Stud base, Cat. No. 319 60

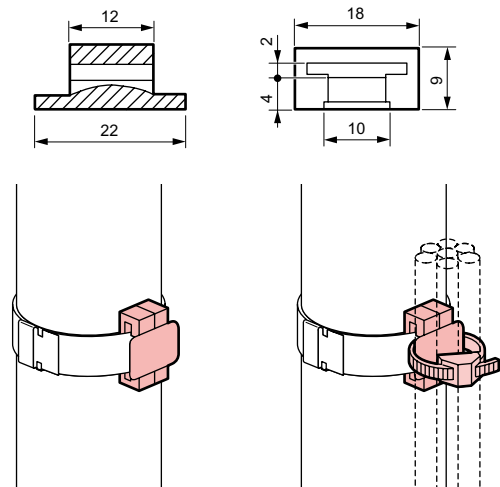
For ties 9 mm wide max.



## 5. ACCESSORIES (cont.)

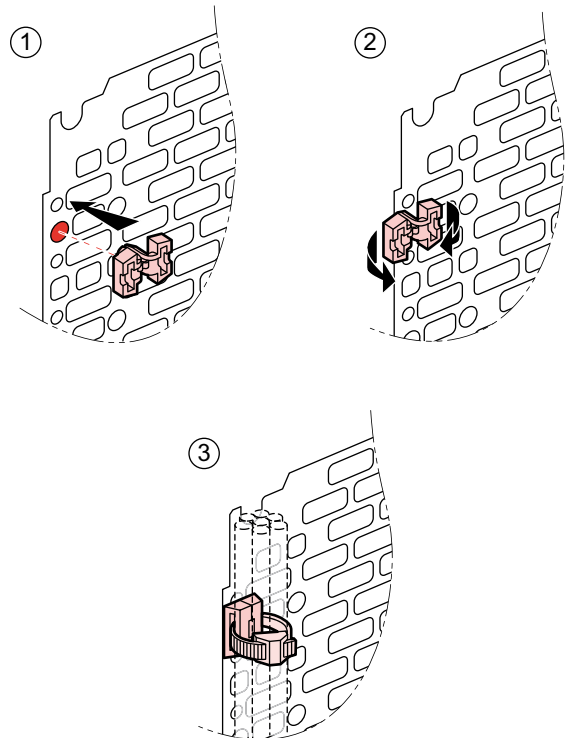
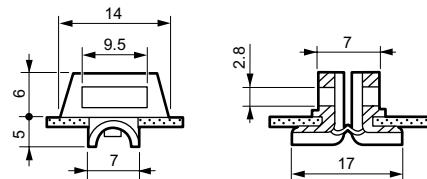
### 5.7 Post base, Cat. No. 319 61

For steel straps 18 mm wide max.



### 5.8 Sheet metal bolt, Cat. No. 319 78

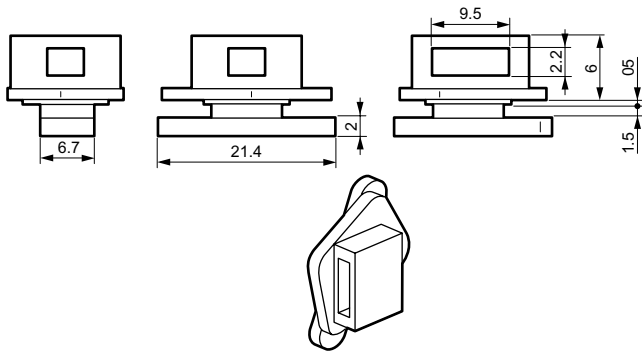
For ties 9 mm wide max.  
For sheet metal 0.5 to 1 mm thick.  
Ø drill hole: 7 mm.



## 5. ACCESSORIES (cont.)

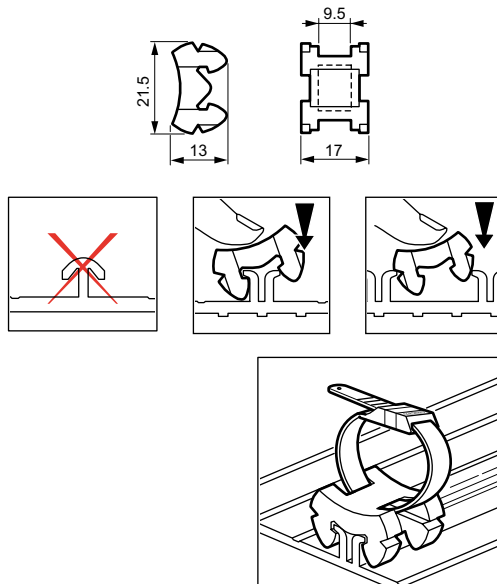
### 5.9 Lock for cable trays, Cat. No. 319 71

For ties 9 mm wide max.  
Tray with transverse or longitudinal perforation, max 1.5 mm thick.



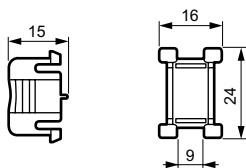
### 5.10 Base for aluminium DLP trunking, Cat. No. 308 94

For ties 9 mm wide max.



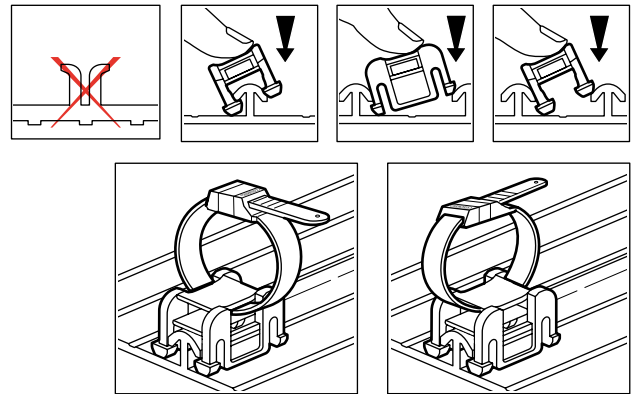
### 5.11 Base for DLP trunking, 80 to 220, Cat. No. 308 91

For ties 9 mm wide max.



## 5. ACCESSORIES (cont.)

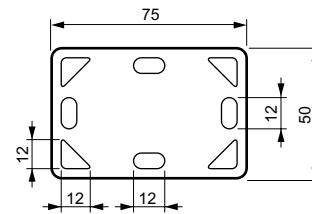
### 5.11 Base for DLP trunking, 80 to 220, Cat. No. 308 91 (cont.)



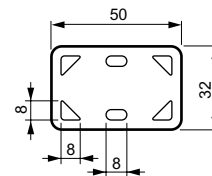
### 5.12 Signage plates, Cat. No. 319 80, 81

Marking by cold punch.

Cat. No. 319 80 for 9 mm wide tie.



Cat. No. 319 81 for 6 mm wide tie.



## X-ON Electronics

Largest Supplier of Electrical and Electronic Components

*Click to view similar products for [Terminals](#) category:*

*Click to view products by [Legrand](#) manufacturer:*

Other Similar products are found below :

[HT-13-10](#) [71M-250-32-NB](#) [01-2065-1-0216](#) [00581P0075](#) [M10-10RX](#) [M10BCK](#) [60205-1](#) [604200-1](#) [60598-1-CUT-TAPE](#) [60617-1-C](#) [60873-1](#) [M14-516R/SK](#) [M14-6RSX](#) [M18-10FLX](#) [M18-8FBX](#) [M18-8R/LX](#) [M18BCK](#) [61314-6-C](#) [61-S](#) [61-SN-A](#) [62149-1](#) [62-NBM-A](#) [63-S](#) [640179-1](#) [640917-2-CUT-TAPE](#) [6501550002](#) [66107-2-C](#) [66107-4-C](#) [696683-1](#) [696834-1](#) [696861-1](#) [696931-1](#) [696999-1](#) [M8-516RK](#) [M86700006](#) [MA250DMFMX-A](#) [701-2007](#) [701-2307](#) [701-7761-03](#) [70F-110-32-PB](#) [718-N-A](#) [71M-187-20-NBL](#) [71M-250-32-NBL](#) [72F-187-20-NBL](#) [72M-250-32-NBL](#) [7310](#) [73F-250-32](#) [73F-250-32-NBL](#) [73F-250-32-NL](#) [F14-10C](#)