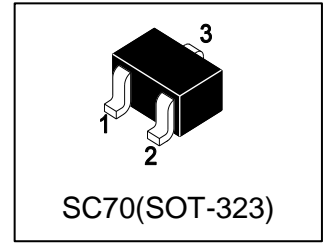




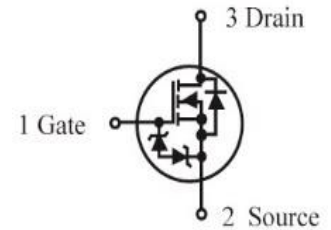
1. FEATURES

- We declare that the material of product compliance with RoHS requirements and Halogen Free.
- ESD Protected:1000V



2. DEVICE MARKING AND ORDERING INFORMATION

Device	Marking	Shipping
2V7002W	6C	3000/Tape&Reel



3. MAXIMUM RATINGS(Ta = 25°C)

Parameter	Symbol	Limits	Unit
Drain–Source Voltage	VDSS	60	Vdc
Drain–Gate Voltage (RGS = 1.0 MΩ)	VDGR	60	Vdc
Drain Current	ID		mAdc
– Continuous TC = 25°C		±115	
TC = 100°C		±75	
– Pulsed (Note 1)	IDM	±800	
Gate–Source Voltage			
– Continuous	VGS	±20	Vdc
– Non-repetitive (tp ≤ 50µs)	VGSM	±40	Vdc

4. THERMAL CHARACTERISTICS

Parameter	Symbol	Limits	Unit
Total Device Dissipation, FR–5 Board (Note 2) @ TA = 25°C	PD	225	mW
Derate above 25°C		1.8	mW/°C
Thermal Resistance, Junction–to–Ambient(Note 2)	RθJA	556	°C/W
Junction and Storage temperature	TJ,Tstg	–55~+150	°C

1. Pulse Test: Pulse Width ≤ 300 µs, Duty Cycle ≤ 2.0%.
2. FR–5 = 1.0×0.75×0.062 in.

**5. ELECTRICAL CHARACTERISTICS (Ta= 25°C)**

OFF CHARACTERISTICS

Characteristic	Symbol	Min.	Typ.	Max.	Unit
Drain–Source Breakdown Voltage (VGS = 0, ID = 10μAdc)	VBRDSS	60	-	-	Vdc
Zero Gate Voltage Drain Current TJ = 25°C (VGS = 0, VDS = 60 Vdc) TJ = 125°C	IDSS	-	-	1.0	μAdc
		-	-	500	
Gate–Body Leakage Current, Forward (VGS = 20 Vdc)	IGSSF	-	-	1.0	μAdc
Gate–Body Leakage Current, Reverse (VGS = - 20 Vdc)	IGSSR	-	-	-1.0	μAdc

ON CHARACTERISTICS (Note 3)

Gate Threshold Voltage (VDS = VGS, ID = 250μAdc)	VGS(th)	1.0	1.6	2.5	Vdc
On–State Drain Current (VDS ≥ 2.0 VDS(on), VGS = 10 Vdc)	ID(on)	500	-	-	mA
Static Drain–Source On–State Voltage (VGS = 10 Vdc, ID = 500 mAdc) (VGS = 5.0 Vdc, ID = 50 mAdc)	VDS(on)	-	-	3.75	Vdc
		-	-	0.375	
Static Drain–Source On–State Resistance (VGS = 10 Vdc, ID = 500 mAdc) TC = 25°C TC = 125°C (VGS = 5.0 Vdc, ID = 50 mAdc) TC = 25°C TC = 125°C	RDS(on)	-	1.4	7.5	Ohms
		-	-	13.5	
		-	1.8	7.5	
		-	-	13.5	
Forward Transconductance (VDS ≥ 2.0 VDS(on), ID = 200 mAdc)	gfs	80	-	-	mmhos

DYNAMIC CHARACTERISTICS

Input Capacitance (VDS = 25 Vdc, VGS = 0, f = 1.0 MHz)	Cibo	-	17	50	pF
Output Capacitance (VDS = 25 Vdc, VGS = 0, f = 1.0 MHz)	Cobo	-	10	25	pF
Reverse Transfer Capacitance (VDS = 25 Vdc, VGS = 0, f = 1.0 MHz)	Cibo	-	2.5	5.0	pF

SWITCHING CHARACTERISTICS

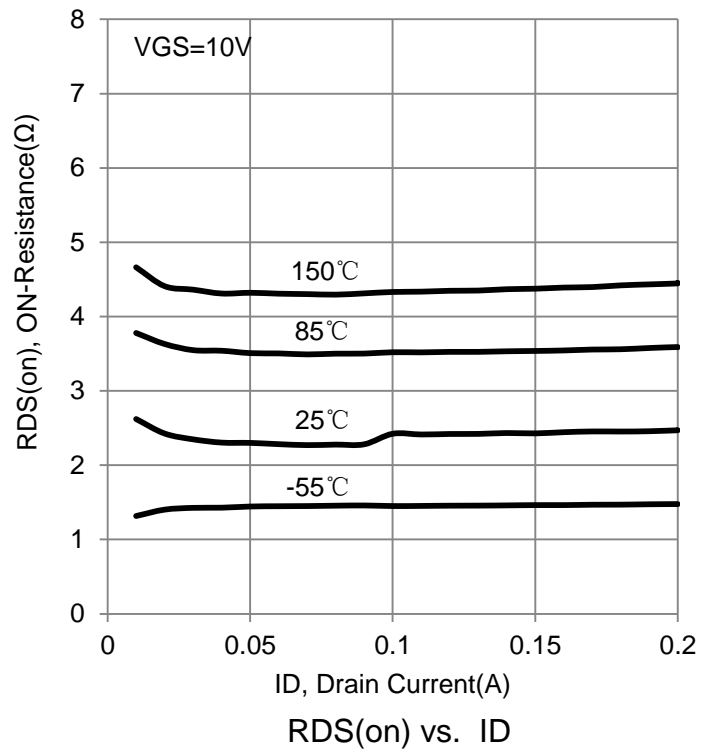
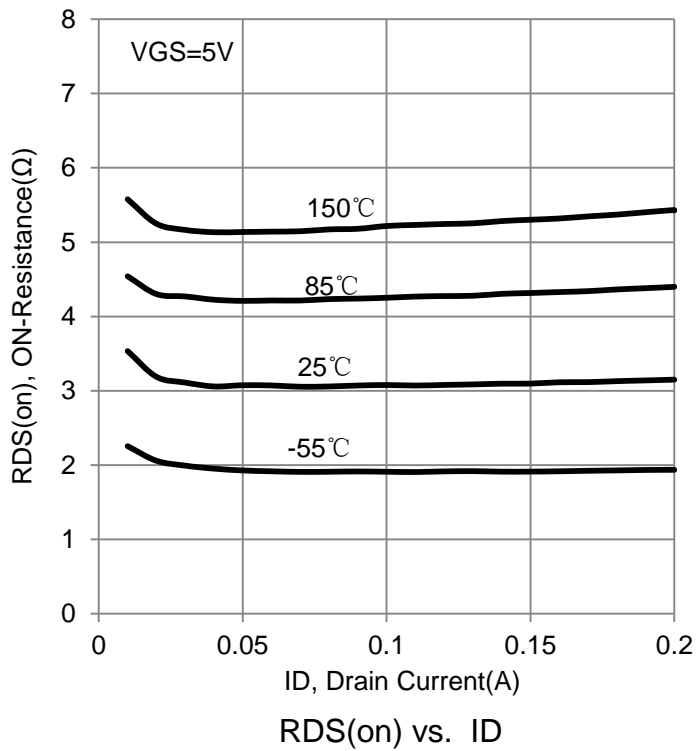
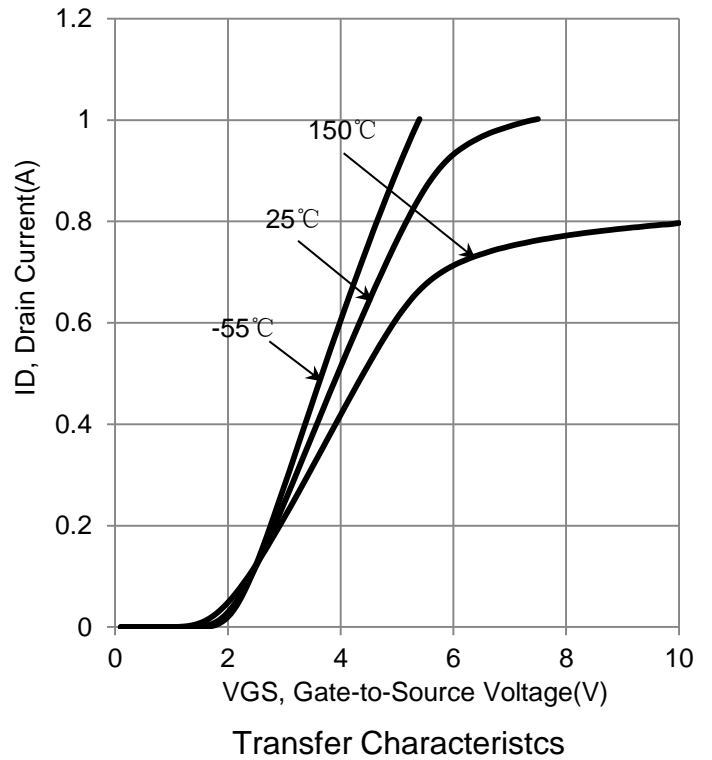
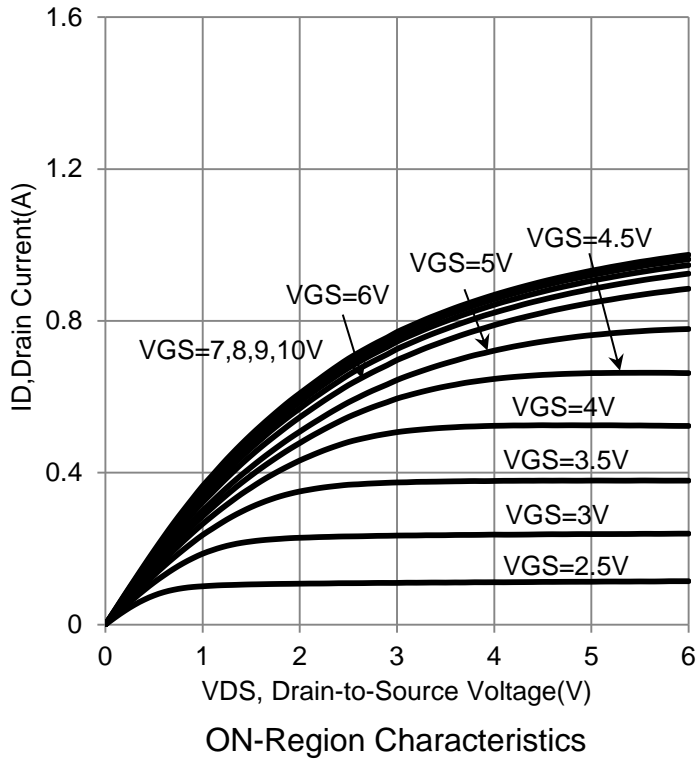
Turn-On Delay Time	(VDD = 25 Vdc, ID = 500 mAdc, RG = 25Ω, RL = 50 Ω, Vgen = 10 V)	td(on)	-	7	20	ns
Turn-Off Delay Time		td(off)	-	11	40	

BODY–DRAIN DIODE RATINGS

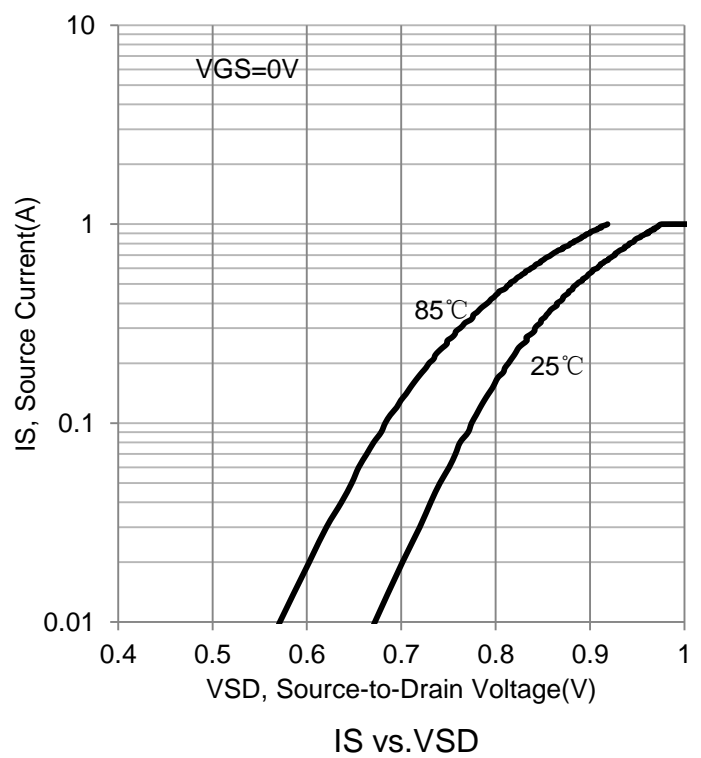
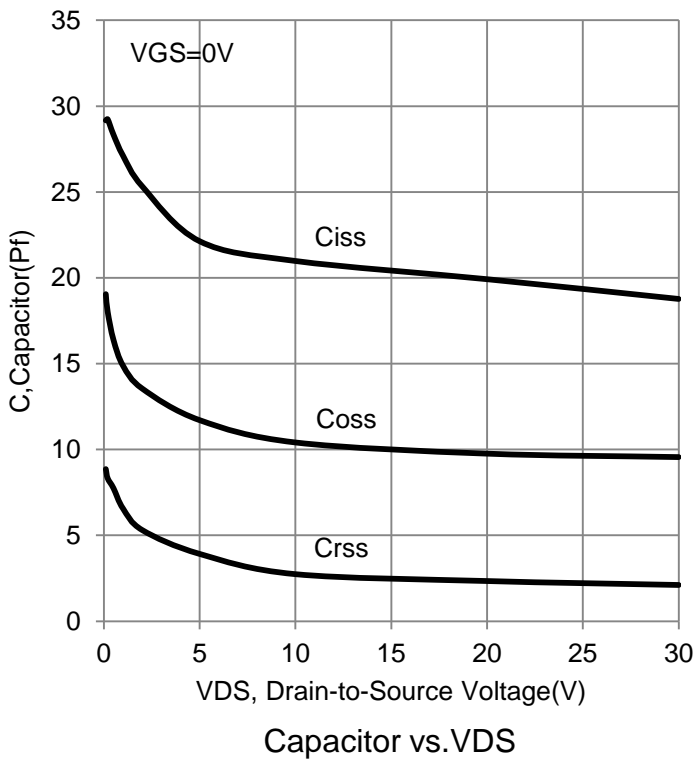
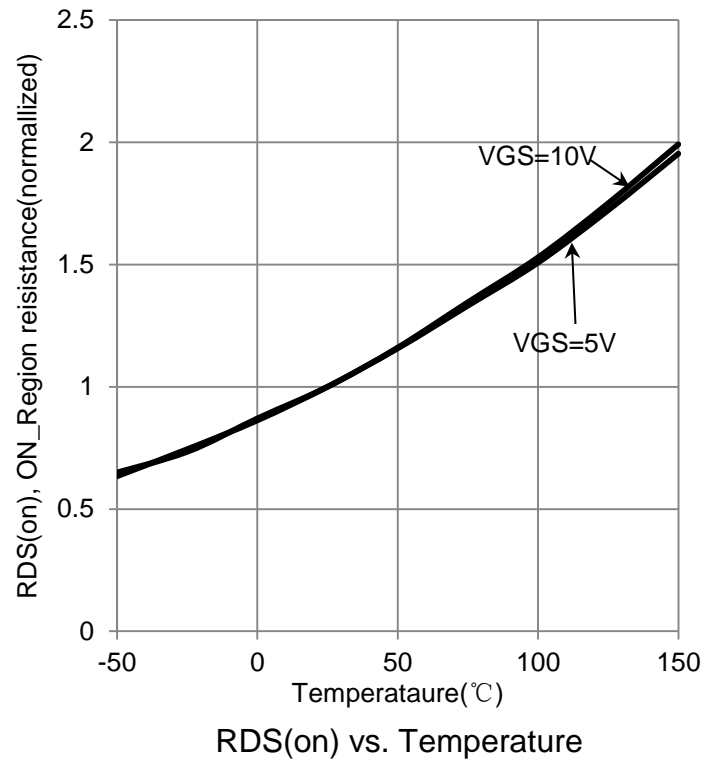
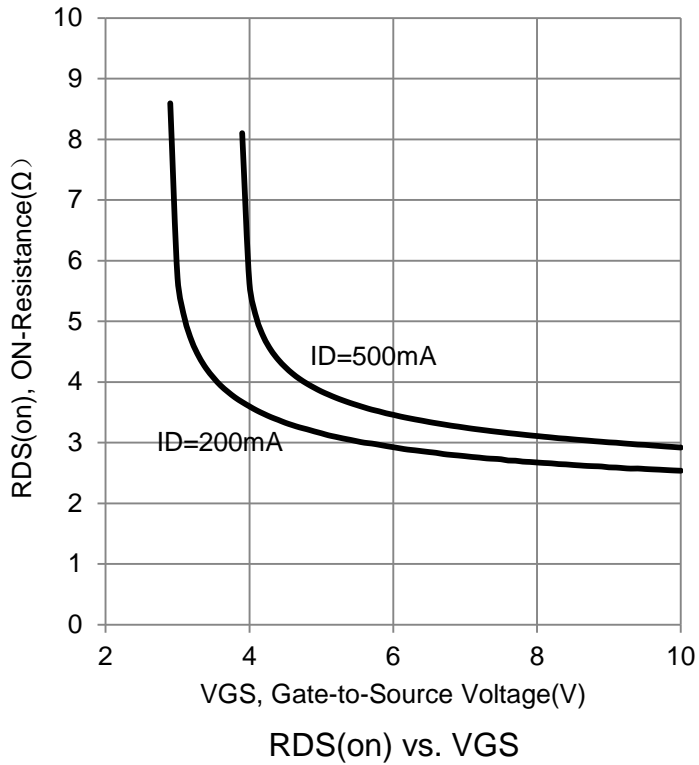
Diode Forward On–Voltage (IS = 115 mAdc, VGS = 0 V)	VSD	-	-	-1.5	Vdc
Source Current Continuous (Body Diode)	IS	-	-	-115	mAdc
Source Current Pulsed	ISM	-	-	-800	mAdc

3.Pulse Test: Pulse Width ≤300 μs, Duty Cycle ≤2.0%.

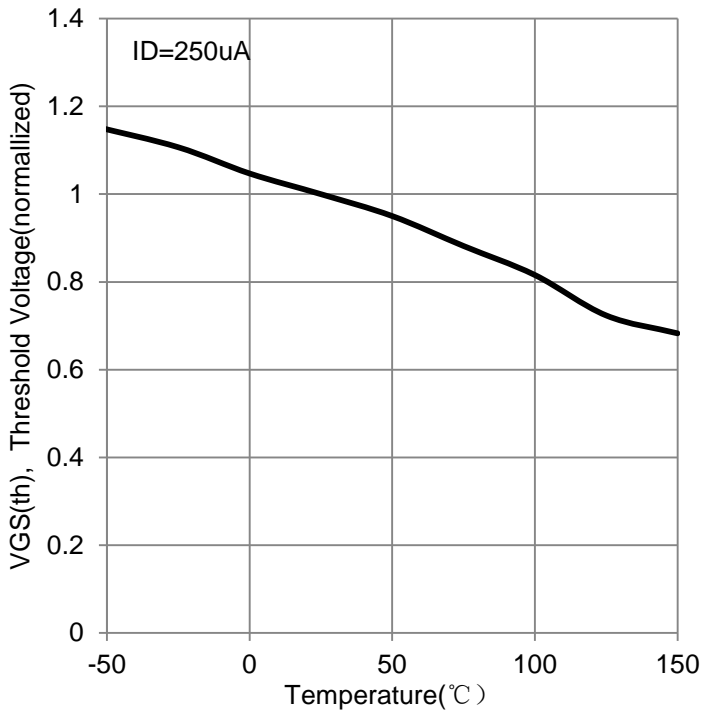
6. ELECTRICAL CHARACTERISTICS CURVES



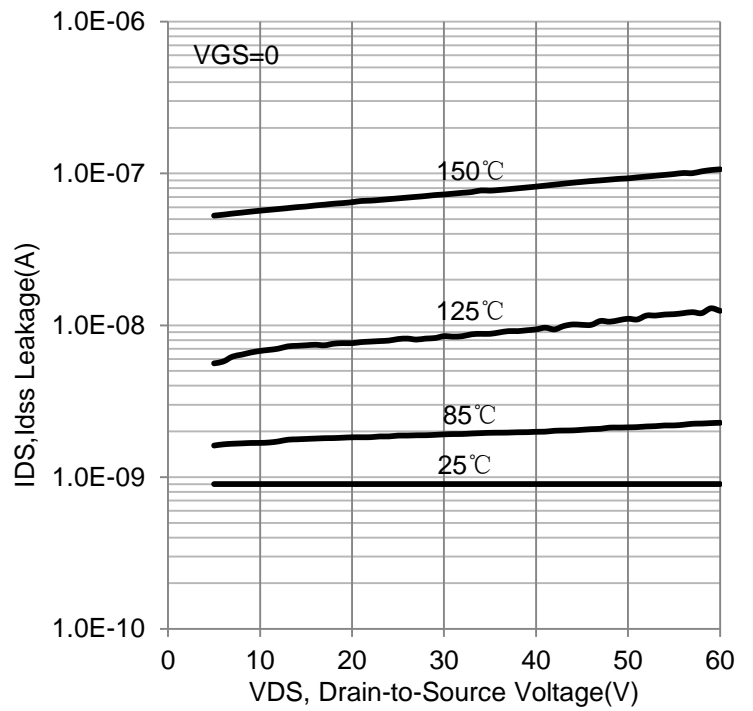
6. ELECTRICAL CHARACTERISTICS CURVES (Con.)



6. ELECTRICAL CHARACTERISTICS CURVES (Con.)



VGS(th) vs. Temperature

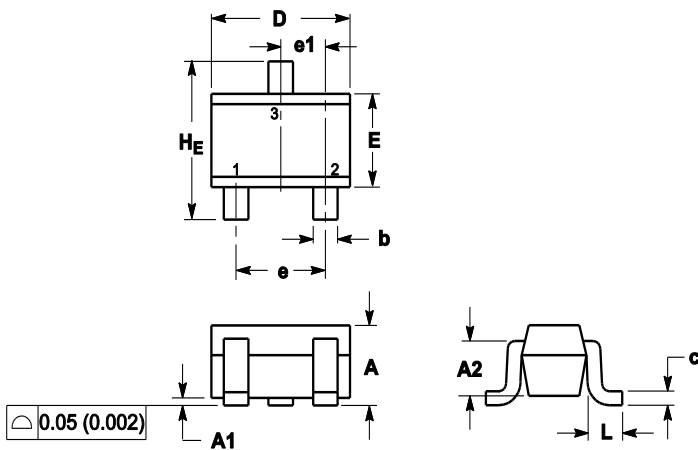


IDS vs. VDS

7.OUTLINE AND DIMENSIONS

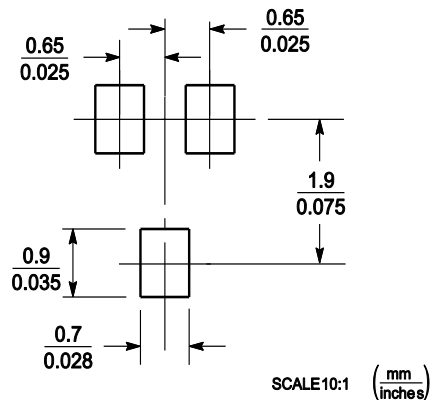
Notes:

1. DIMENSIONING AND TOLERANCING PER ANSI Y14.5M, 1982.
2. CONTROLLING DIMENSION: MILLIMETERS.
3. MAXIMUM LEAD THICKNESS INCLUDES LEAD FINISH. MINIMUM LEAD THICKNESS IS THE MINIMUM THICKNESS OF BASE MATERIAL.
4. DIMENSIONS D AND E DO NOT INCLUDE MOLD FLASH, PROTRUSIONS OR GATE BURRS.



DIM	MILLIMETERS			INCHES		
	MIN	NOM	MAX	MIN	NOM	MAX
A	0.80	0.90	1.00	0.032	0.035	0.039
A1	0.00	0.05	0.10	0.000	0.002	0.004
A2	0.70REF			0.028REF		
b	0.30	0.35	0.40	0.012	0.014	0.016
c	0.10	0.18	0.25	0.004	0.007	0.010
D	1.80	2.10	2.20	0.071	0.083	0.087
E	1.15	1.24	1.35	0.045	0.049	0.053
e	1.20	1.30	1.40	0.047	0.051	0.055
e1	0.65REF			0.026REF		
L	0.20	0.38	0.56	0.008	0.015	0.022
HE	2.00	2.10	2.40	0.079	0.083	0.095

8.SOLDERING FOOTPRINT



X-ON Electronics

Largest Supplier of Electrical and Electronic Components

Click to view similar products for [MOSFET](#) category:

Click to view products by [Leiditech](#) manufacturer:

Other Similar products are found below :

[614233C](#) [648584F](#) [IRFD120](#) [IRFF430](#) [JANTX2N5237](#) [2N7000](#) [FCA20N60_F109](#) [FDZ595PZ](#) [AOD464](#) [2SK2267\(Q\)](#) [2SK2545\(Q,T\)](#)
[405094E](#) [423220D](#) [MIC4420CM-TR](#) [VN1206L](#) [614234A](#) [715780A](#) [SSM6J414TU,LF\(T](#) [751625C](#) [PSMN4R2-30MLD](#)
[TK31J60W5,S1VQ\(O](#) [2SK2614\(TE16L1,Q\)](#) [DMN1017UCP3-7](#) [EFC2J004NUZTDG](#) [FCAB21350L1](#) [P85W28HP2F-7071](#) [DMN1053UCP4-7](#)
[NTE2384](#) [NTE2969](#) [NTE6400A](#) [DMN2080UCB4-7](#) [DMN61D9UWQ-13](#) [US6M2GTR](#) [DMN31D5UDJ-7](#) [SSM6P54TU,LF](#) [DMP22D4UFO-](#)
[7B](#) [IPS60R3K4CEAKMA1](#) [DMN1006UCA6-7](#) [DMN16M9UCA6-7](#) [STF5N65M6](#) [STU5N65M6](#) [C3M0021120D](#) [DMN13M9UCA6-7](#)
[BSS340NWH6327XTSA1](#) [MCM3400A-TP](#) [DMTH10H4M6SPS-13](#) [IRF40SC240ARMA1](#) [IPS60R1K0PFD7SAKMA1](#)
[IPS60R360PFD7SAKMA1](#) [IPS60R600PFD7SAKMA1](#)