

Features

- Low profile package
- Ideal for automated placement
- Ultrafast reverse recovery time
- Low power losses, high efficiency
- Low forward voltage drop
- High surge capability
- High temperature soldering:
260°C/10 seconds at terminals
- Component in accordance to
RoHS 2002/95/1 and WEEE 2002/96/EC



SMA (DO - 214AC)

Mechanical Date

- **Case:** JEDEC DO-214AC molded plastic
- **Terminals:** Solder plated, solderable per
J-STD-002B and JESD22-B102D
- **Polarity:** Laser band denotes cathode end

Major Ratings and Characteristics

| | |
|--------------------|-----------------------------------|
| $I_{F(AV)}$ | 1.0A |
| V_{RRM} | 20 V to 200 V |
| I_{FSM} | 40A |
| V_F | 0.50V, 0.55V, 0.70V, 0.85V, 0.95V |
| $T_j \text{ max.}$ | 125 °C |

Maximum Ratings & Thermal Characteristics

($T_A = 25\text{ °C}$ unless otherwise noted)

| Items | Symbol | SS12 | SS13 | SS14 | SS15 | SS16 | SS18 | SS110 | SS115 | SS120 | UNIT |
|--|-----------------|-------------|------|------|------|------|------|-------|-------|-------|------------|
| Maximum repetitive peak reverse voltage | V_{RRM} | 20 | 30 | 40 | 50 | 60 | 80 | 100 | 150 | 200 | V |
| Maximum RMS voltage | V_{RMS} | 14 | 21 | 28 | 35 | 42 | 56 | 70 | 105 | 140 | V |
| Maximum DC blocking voltage | V_{DC} | 20 | 30 | 40 | 50 | 60 | 80 | 100 | 150 | 200 | V |
| Maximum average forward rectified current | $I_{F(AV)}$ | 1 | | | | | | | | | A |
| Peak forward surge current 8.3 ms single half sine-wave superimposed on rated load | I_{FSM} | 40 | | | | | | | | | A |
| Voltage rate of change (rated V_R) | dv/dt | 10000 | | | | | | | | | V/ μ s |
| Thermal resistance from junction to lead ⁽¹⁾ | $R_{\theta JL}$ | 35 | | | | | | | | | °C/W |
| Operating junction and storage temperature range | T_J, T_{STG} | -65 to +125 | | | | | | | | | °C |

Note 1: Mounted on P.C.B. with 0.2 x 0.2" (5.0 x 5.0mm) copper pad areas.

Electrical Characteristics

($T_A = 25\text{ °C}$ unless otherwise noted)

| Items | Test conditions | Symbol | SS12 | SS13~14 | SS15~16 | SS18~210 | SS115~220 | UNIT | |
|-------------------------------|------------------|--------|---------------------|---------|---------|----------|-----------|------|----|
| Instantaneous forward voltage | $I_F=1.0A^{(2)}$ | V_F | 0.50 | 0.55 | 0.70 | 0.85 | 0.95 | V | |
| Reverse current | $V_R=V_{DC}$ | I_R | $T_j=25\text{ °C}$ | | | | 0.5 | | mA |
| | | | $T_j=100\text{ °C}$ | | | | 5.0 | | |

Note 2: Pulse test:300 μ s pulse width,1% duty cycle.

Characteristic Curves ($T_A=25^\circ\text{C}$ unless otherwise noted)

Fig.1 Forward Current Derating Curve

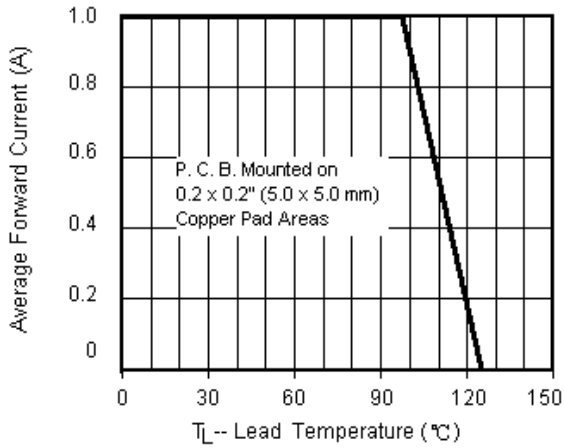


Fig.2 Maximum Non-Repetitive Peak Forward Surge Current

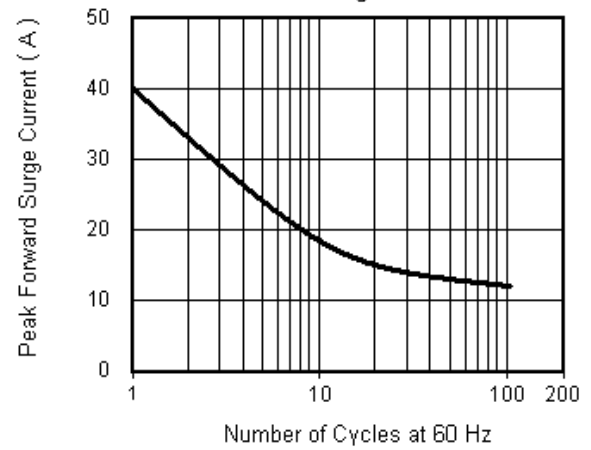


Fig.3 Typical Instantaneous Forward Characteristics

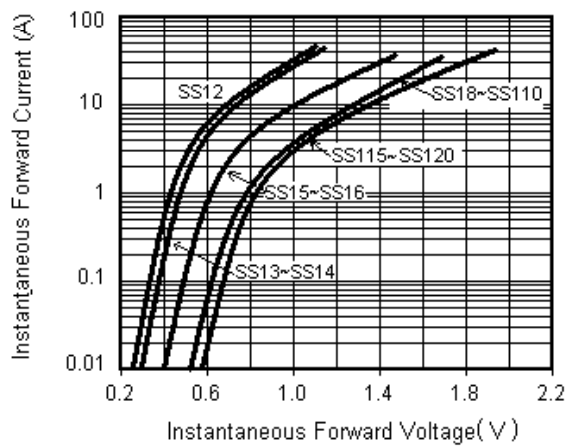
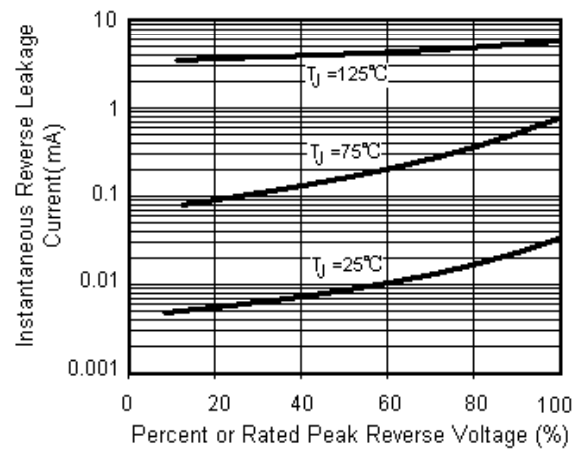
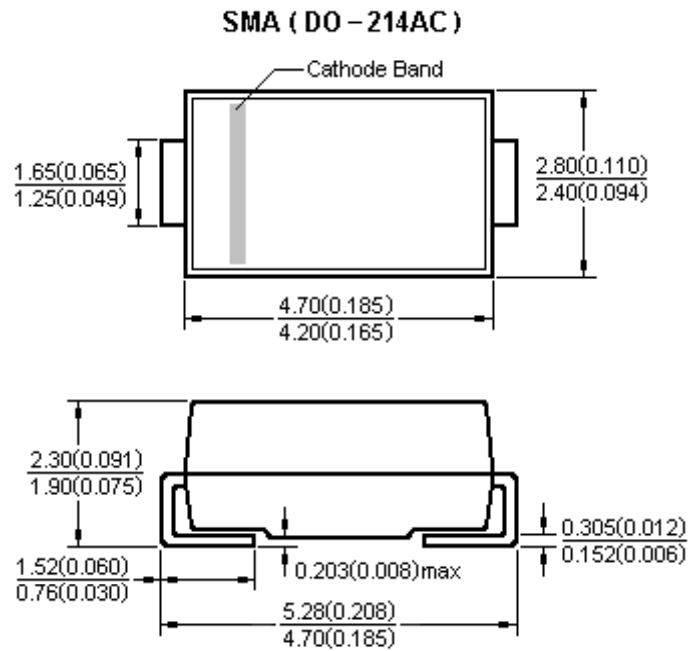


Fig.4 Typical Reverse Leakage Characteristics



Package Outline



Dimensions in millimeters and (inches)

X-ON Electronics

Largest Supplier of Electrical and Electronic Components

Click to view similar products for [Schottky Diodes & Rectifiers](#) category:

Click to view products by [Leiditech](#) manufacturer:

Other Similar products are found below :

[MA4E2039](#) [MA4E2508M-1112](#) [MBR10100CT-BP](#) [MBR1545CT](#) [MMBD301M3T5G](#) [GS1JE-TP](#) [RB160M-50TR](#) [BAS16E6433HTMA1](#)
[BAS 3010S-02LRH E6327](#) [BAT 54-02LRH E6327](#) [NSR05F40QNXT5G](#) [NSVR05F40NXT5G](#) [NTE555](#) [JANS1N6640](#) [SB07-03C-TB-H](#)
[SK310-T](#) [SK33A-TP](#) [SK34B-TP](#) [SS3003CH-TL-E](#) [PDS3100Q-7](#) [GA01SHT18](#) [CRS10I30A\(TE85L,QM](#) [MA4E2501L-1290](#)
[MBRB30H30CT-1G](#) [DMJ3940-000](#) [SB007-03C-TB-E](#) [SK32A-TP](#) [SK33B-TP](#) [SK35A-TP](#) [SK38B-LTP](#) [SK38B-TP](#) [NRVBM120LT1G](#)
[NTE505](#) [NTSB30U100CT-1G](#) [VS-6CWQ10FNHM3](#) [CRG04\(T5L,TEMQ\)](#) [ACDBA1100LR-HF](#) [ACDBA1200-HF](#) [ACDBA2100-HF](#)
[ACDBA240-HF](#) [ACDBA3100-HF](#) [CDBQC0530L-HF](#) [ACDBA260LR-HF](#) [ACDBA1100-HF](#) [MA4E2502L-1246](#) [10BQ060-M3/5BT](#)
[NRVB130LSFT1G](#) [CRS08TE85LQM](#) [PMAD1108-LF](#) [B120Q-13-F](#)