

OCV Series

Features

- 105°C, 2,000 hours assured
- Ultra low ESR, solid capacitors of SMD type
- RoHS Compliance



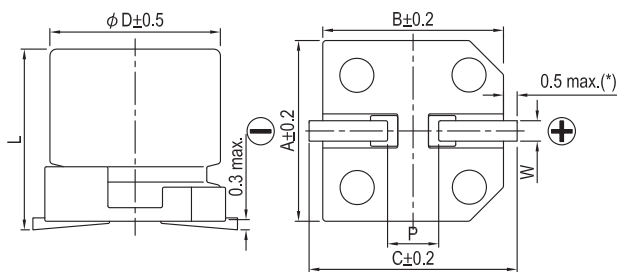
Marking color: Blue

Specifications

Items	Performance										
Category Temperature Range	-55°C ~ +105°C										
Capacitance Tolerance	±20% (at 120Hz, 20°C)										
Leakage Current (at 20°C)*	Rated voltage applied, after 2 minutes at 20°C. See Standard Ratings										
Tanδ (at 120Hz, 20°C)	See Standard Ratings										
ESR (at 100k ~ 300k Hz, 20°C)	See Standard Ratings										
Endurance	<table border="1"> <tr><td>Test Time</td><td>2,000 Hrs</td></tr> <tr><td>Capacitance Change</td><td>Within ±20% of initial value</td></tr> <tr><td>Tanδ</td><td>Less than 150% of specified value</td></tr> <tr><td>ESR</td><td>Less than 150% of specified value</td></tr> <tr><td>Leakage Current</td><td>Within specified value</td></tr> </table>	Test Time	2,000 Hrs	Capacitance Change	Within ±20% of initial value	Tanδ	Less than 150% of specified value	ESR	Less than 150% of specified value	Leakage Current	Within specified value
	Test Time	2,000 Hrs									
	Capacitance Change	Within ±20% of initial value									
	Tanδ	Less than 150% of specified value									
	ESR	Less than 150% of specified value									
Leakage Current	Within specified value										
* The above specifications shall be satisfied when the capacitors are restored to 20°C after the rated voltage applied for 2,000 hours at 105°C.											
Moisture Resistance	<table border="1"> <tr><td>Test Time</td><td>1,000 Hrs</td></tr> <tr><td>Capacitance Change</td><td>Within ±20% of initial value</td></tr> <tr><td>Tanδ</td><td>Less than 150% of specified value</td></tr> <tr><td>ESR</td><td>Less than 150% of specified value</td></tr> <tr><td>Leakage Current</td><td>Within specified value</td></tr> </table>	Test Time	1,000 Hrs	Capacitance Change	Within ±20% of initial value	Tanδ	Less than 150% of specified value	ESR	Less than 150% of specified value	Leakage Current	Within specified value
	Test Time	1,000 Hrs									
	Capacitance Change	Within ±20% of initial value									
	Tanδ	Less than 150% of specified value									
	ESR	Less than 150% of specified value									
Leakage Current	Within specified value										
* The above specifications shall be satisfied when the capacitors are restored to 20°C after subjecting them at 60°C, 90 to 95% RH for 1,000 hours. Leakage current should be tested after voltage treatment*.											
Resistance to Soldering Heat * (Please refer to page 25 for reflowsoldering conditions)	<table border="1"> <tr><td>Capacitance Change</td><td>Within ±10% of initial value</td></tr> <tr><td>Tanδ</td><td>Within specified value</td></tr> <tr><td>ESR</td><td>Within specified value</td></tr> <tr><td>Leakage Current</td><td>Within specified value</td></tr> </table>	Capacitance Change	Within ±10% of initial value	Tanδ	Within specified value	ESR	Within specified value	Leakage Current	Within specified value		
	Capacitance Change	Within ±10% of initial value									
	Tanδ	Within specified value									
	ESR	Within specified value									
Leakage Current	Within specified value										
Ripple Current and Frequency Multipliers	<table border="1"> <tr> <th>Frequency (Hz)</th> <th>120 ≤ f < 1k</th> <th>1k ≤ f < 10k</th> <th>10k ≤ f < 100k</th> <th>100k ≤ f < 500k</th> </tr> <tr> <th>Multiplier</th> <td>0.05</td> <td>0.3</td> <td>0.7</td> <td>1.0</td> </tr> </table>	Frequency (Hz)	120 ≤ f < 1k	1k ≤ f < 10k	10k ≤ f < 100k	100k ≤ f < 500k	Multiplier	0.05	0.3	0.7	1.0
	Frequency (Hz)	120 ≤ f < 1k	1k ≤ f < 10k	10k ≤ f < 100k	100k ≤ f < 500k						
Multiplier	0.05	0.3	0.7	1.0							

* For any doubt about measured values, measure the leakage current again after the following voltage treatment.
Voltage treatment: DC rated voltage is applied to the capacitors for 2 hours at 105 °C.

Diagram of Dimensions



Lead Spacing and Diameter

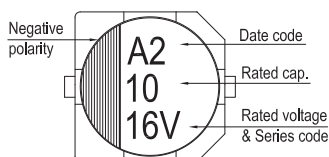
Unit: mm

φD	L	A	B	C	W	P ± 0.2
5	5.7 ± 0.3	5.3	5.3	5.9	0.5 ~ 0.8	1.5
6.3	5.9 +0.1/-0.3	6.6	6.6	7.2	0.5 ~ 0.8	2.0
6.3	7.0 ± 0.2	6.6	6.6	7.2	0.5 ~ 0.8	2.0
8	6.7 ± 0.3	8.3	8.3	9.0	0.7 ~ 1.1	3.1
8	12.0 ± 0.5	8.3	8.3	9.0	0.7 ~ 1.1	3.1
10	7.7 ± 0.3	10.3	10.3	11.0	0.7 ~ 1.3	4.7
10	9.9 +0.1/-0.3	10.3	10.3	11.0	0.7 ~ 1.3	4.7
10	12.6 +0.1/-0.4	10.3	10.3	11.0	0.7 ~ 1.3	4.7

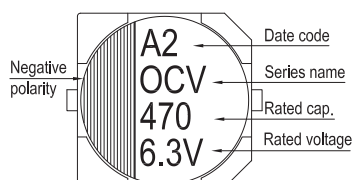
(*): For 5 ~ 6.3 φ is 0.4 max.

Marking

φD = 5 ~ 6.3



φD = 8 ~ 10





Dimension: $\phi D \times L$ (mm)
Ripple Current: mA/rms at 100k Hz, 105°C

Standard Ratings

Rated Volt. (V)	Surge Voltage (V)	Capacitance (μ F)	Size $\phi D \times L$ (mm)	Tan δ (120Hz, 20°C)	L C (μ A)	E S R (m Ω /at 100k ~ 300k Hz, 20°C max.)	Rated R. C. (mA/rms at 100k Hz, 105°C)
2.5V (0E)	2.9	220	6.3 × 5.9	0.12	110	25	2,500
		560	8 × 6.7	0.12	280	23	3,100
		680	8 × 12	0.18	340	12	4,770
		1,000	10 × 7.7	0.12	500	19	4,240
		1,200	10 × 9.9	0.18	750	13	5,200
		1,500	10 × 12.6	0.18	750	10	5,500
4V (0G)	4.6	150	5 × 5.7	0.12	120	30	1,490
			6.3 × 5.9	0.12	120	26	2,450
		220	8 × 6.7	0.12	176	25	3,020
		330	8 × 6.7	0.12	264	25	3,020
		470	10 × 7.7	0.12	376	20	4,130
		560	8 × 12	0.18	448	12	4,770
		680	10 × 7.7	0.12	544	20	4,130
		1,200	10 × 9.9	0.18	656	13	5,200
6.3V (0J)	7.2	82	6.3 × 5.9	0.12	103	27	2,400
			5 × 5.7	0.12	126	35	1,380
		100	6.3 × 5.9	0.12	126	27	2,400
			120	6.3 × 7	0.12	151	30
		150	6.3 × 7	0.12	189	30	2,250
			8 × 6.7	0.12	189	25	3,020
		220	6.3 × 7	0.12	277	30	2,250
			8 × 6.7	0.12	277	25	3,020
		330	10 × 7.7	0.12	416	20	4,130
		470	8 × 12	0.15	592	12	4,770
560	10 × 9.9	0.15	706	16	4,700		
820	10 × 12.6	0.15	1,033	10	5,500		
10V (1A)	12.0	47	5 × 5.7	0.12	94	40	1,270
		56	6.3 × 5.9	0.10	112	31	2,250
		150	8 × 6.7	0.10	300	27	2,800
		330	8 × 12	0.15	660	14	4,420
			10 × 7.7	0.10	660	24	3,770
		470	10 × 9.9	0.15	940	18	4,400
		560	10 × 12.6	0.15	1,120	12	5,300
16V (1C)	18.0	22	5 × 5.7	0.12	70	45	1,210
		47	6.3 × 5.9	0.10	150	50	1,650
		82	8 × 6.7	0.10	262	30	2,700
		180	8 × 12	0.15	576	16	4,360
			10 × 7.7	0.10	576	26	3,430
		220	10 × 9.9	0.15	704	20	4,200
		330	10 × 12.6	0.15	792	14	5,050
		820	10 × 12.6	0.12	2,624	18	4,200

OP-CAP



Dimension: $\phi D \times L$ (mm)
Ripple Current: mA/rms at 100k Hz, 105°C

Standard Ratings

Rated Volt. (V)	Surge Voltage (V)	Capacitance (μF)	Size $\phi D \times L$ (mm)	Tan δ (120Hz, 20°C)	L C (μA)	E S R (m Ω /at 100k ~ 300k Hz, 20°C max.)	Rated R. C. (mA/rms at 100k Hz, 105°C)
20V (1D)	23.0	22	6.3 × 5.9	0.10	88	50	1,650
		47	8 × 6.7	0.10	188	45	2,000
		82	10 × 7.7	0.10	328	40	2,500
		100	8 × 12	0.15	400	24	3,320
			10 × 9.9	0.15	400	25	3,700
		150	10 × 12.6	0.15	600	20	4,320
330	10 × 12.6	0.12	1,320	26	2,700		
25V (1E)	29.0	6.8	6.3 × 5.9	0.10	170	80	1,200
		10	8 × 6.7	0.10	125	60	1,500
		22	10 × 7.7	0.10	275	50	2,000
		33	8 × 12	0.12	413	30	2,980
		56	10 × 12.6	0.12	700	28	3,800
		270	10 × 12.6	0.12	1,350	27	2,700
35V (1V)	40.0	39	8 × 12	0.12	273	31	2,100
		68	10 × 12.6	0.12	476	28	2,700
50V (1H)	58.0	39	8 × 12	0.12	390	34	2,000
		68	10 × 12.6	0.12	680	29	2,600
63V (1J)	73.0	27	8 × 12	0.12	340	35	2,000
		47	10 × 12.6	0.12	592	30	2,500

OP-CAP

Part Numbering System

OCV Series 470 μF $\pm 20\%$ 6.3V Carrier Tape 8 $\phi \times 12L$ Pb-free and PET coating case

OCV **471** **M** **OJ** **TR** - **0812**

Series Name Capacitance Capacitance Tolerance Rated Voltage Package Type Terminal Type Case size Lead Wire and Coating Type

Note: For more details, please refer to "Part Numbering System (SMD Type)" on page 15.

X-ON Electronics

Largest Supplier of Electrical and Electronic Components

Click to view similar products for [Aluminium Organic Polymer Capacitors](#) category:

Click to view products by [Lelon](#) manufacturer:

Other Similar products are found below :

[750-1809](#) [SEAU0A0102G](#) [MAL218497801E3](#) [MAL218297003E3](#) [MAL218497803E3](#) [MAL218397603E3](#) [MAL218297802E3](#)

[MAL218497701E3](#) [MAL218397102E3](#) [MAL218297804E3](#) [MAL218497804E3](#) [MAL218697005E3](#) [MAL218697509E3](#) [MAL218297603E3](#)

[MAL218397604E3](#) [MAL218697106E3](#) [MAL218297005E3](#) [MAL218397106E3](#) [MAL218297103E3](#) [MAL218397104E3](#) [MAL218297604E3](#)

[MAL218697601E3](#) [MAL218697554E3](#) [MAL218697607E3](#) [MAL218397702E3](#) [MAL218497901E3](#) [MAL218497806E3](#) [MAL218697001E3](#)

[PCZ1V181MCL1GS](#) [PCZ1E331MCL1GS](#) [35PZF270MT810X9](#) [HHXD500ARA470MHA0G](#) [APD1012271M035R](#) [APD1012331M035R](#)

[APA0609471M006R](#) [APA0609561M004R](#) [APA0609561M006R](#) [APD0811271M035R](#) [APA0807561M004R](#) [APA0809331M016R](#)

[APA0809561M010R](#) [APA0809821M004R](#) [APA0809821M006R](#) [APA0812471M016R](#) [APA0812561M016R](#) [APA1010122M006R](#)

[APA1010152M004R](#) [APA1012122M010R](#) [APA1012821M016R](#) [SPT1EM681F16OR](#)