

RGA 系列

特长 / 用途

- 105℃、2,000小时寿命保证
- 105℃一般用途之制品
- 符合RoHS指令
- 如有等效串联电阻(ESR)之需求, 建议使用低等效串联电阻(ESR)系列替代, 如有任何疑虑请与我们联系。

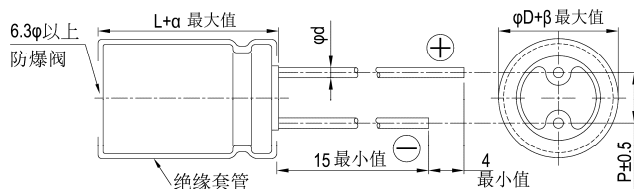


套管与标示颜色: 黑色 / 白色

规格表

| 项 目 | 性 能 | | | | | | | | | | | | | | | | | | | | | | | | | | | | | | | | | | | | | | | | | | | | | | | | | | | | | | | | | | | | | | | | | | | |
|---------------------|---|--|--------------|----------|---------|-------------|--------|---------------|-------|-------------------------------------|--|------|------|------|------|--------------------|------|-----------------|------|---------|---------|---------|------|------|------|------|------|------|------|------|------|------|----|----|----------|---------|---|---|---|---|---|---|---|---------|---------|---|---|---|---|---|---|---|---|---|----|----|----|---|----------|---------|----|----|---|---|---|---|---|---|
| 工作温度范围 | 6.3~400V -40℃ ~ +105℃ | 450V -25℃ ~ +105℃ | | | | | | | | | | | | | | | | | | | | | | | | | | | | | | | | | | | | | | | | | | | | | | | | | | | | | | | | | | | | | | | | | | |
| 额定静电容量容许误差值 | ± 20% (120Hz, 20℃) | | | | | | | | | | | | | | | | | | | | | | | | | | | | | | | | | | | | | | | | | | | | | | | | | | | | | | | | | | | | | | | | | | | |
| 漏电流(20℃) | <table border="1"> <tr> <td>额定电压</td> <td>≦ 100V</td> <td>> 100V</td> </tr> <tr> <td>测试时间</td> <td>2 分钟后</td> <td>5 分钟后</td> </tr> <tr> <td>漏电流</td> <td>I = 0.01CV 或 3(μA/微安) 中的任一个较大值以下</td> <td>CV ≦ 1,000 I = 0.03CV + 15(μA/微安) CV > 1,000 I = 0.02CV + 25(μA/微安)</td> </tr> </table> <p>I = 漏电流(μA/微安)、C = 额定静电容量(μF/微法拉)、V = 额定直流工作电压(V/伏特)</p> | | 额定电压 | ≦ 100V | > 100V | 测试时间 | 2 分钟后 | 5 分钟后 | 漏电流 | I = 0.01CV 或 3(μA/微安) 中的任一个较大值以下 | CV ≦ 1,000 I = 0.03CV + 15(μA/微安) CV > 1,000 I = 0.02CV + 25(μA/微安) | | | | | | | | | | | | | | | | | | | | | | | | | | | | | | | | | | | | | | | | | | | | | | | | | | | | | | | | | |
| 额定电压 | ≦ 100V | > 100V | | | | | | | | | | | | | | | | | | | | | | | | | | | | | | | | | | | | | | | | | | | | | | | | | | | | | | | | | | | | | | | | | | |
| 测试时间 | 2 分钟后 | 5 分钟后 | | | | | | | | | | | | | | | | | | | | | | | | | | | | | | | | | | | | | | | | | | | | | | | | | | | | | | | | | | | | | | | | | | |
| 漏电流 | I = 0.01CV 或 3(μA/微安) 中的任一个较大值以下 | CV ≦ 1,000 I = 0.03CV + 15(μA/微安) CV > 1,000 I = 0.02CV + 25(μA/微安) | | | | | | | | | | | | | | | | | | | | | | | | | | | | | | | | | | | | | | | | | | | | | | | | | | | | | | | | | | | | | | | | | | |
| 损失角正切值(120 Hz, 20℃) | <table border="1"> <tr> <td>额定电压</td> <td>6.3</td> <td>10</td> <td>16</td> <td>25</td> <td>35</td> <td>50</td> <td>63</td> <td>100</td> <td>160</td> <td>200</td> <td>250</td> <td>350</td> <td>400</td> <td>450</td> </tr> <tr> <td>损失角正切值 (最大值)</td> <td>0.23</td> <td>0.20</td> <td>0.16</td> <td>0.14</td> <td>0.12</td> <td>0.10</td> <td>0.09</td> <td>0.08</td> <td>0.12</td> <td>0.14</td> <td>0.17</td> <td>0.20</td> <td>0.25</td> <td>0.25</td> </tr> </table> <p>当额定静电容量大于1,000 微法拉时, 每增加1,000 微法拉需加0.02。</p> | | 额定电压 | 6.3 | 10 | 16 | 25 | 35 | 50 | 63 | 100 | 160 | 200 | 250 | 350 | 400 | 450 | 损失角正切值 (最大值) | 0.23 | 0.20 | 0.16 | 0.14 | 0.12 | 0.10 | 0.09 | 0.08 | 0.12 | 0.14 | 0.17 | 0.20 | 0.25 | 0.25 | | | | | | | | | | | | | | | | | | | | | | | | | | | | | | | | | | | | |
| 额定电压 | 6.3 | 10 | 16 | 25 | 35 | 50 | 63 | 100 | 160 | 200 | 250 | 350 | 400 | 450 | | | | | | | | | | | | | | | | | | | | | | | | | | | | | | | | | | | | | | | | | | | | | | | | | | | | | | |
| 损失角正切值 (最大值) | 0.23 | 0.20 | 0.16 | 0.14 | 0.12 | 0.10 | 0.09 | 0.08 | 0.12 | 0.14 | 0.17 | 0.20 | 0.25 | 0.25 | | | | | | | | | | | | | | | | | | | | | | | | | | | | | | | | | | | | | | | | | | | | | | | | | | | | | | |
| 温度特性(120Hz) | <p>阻抗比不可大于下表所列数值</p> <table border="1"> <tr> <td colspan="2">额定电压</td> <td>6.3</td> <td>10</td> <td>16</td> <td>25</td> <td>35</td> <td>50</td> <td>63</td> <td>100</td> <td>160</td> <td>200</td> <td>250</td> <td>350</td> <td>400</td> <td>450</td> </tr> <tr> <td rowspan="4">阻抗比</td> <td>Z(-25℃)</td> <td>φD < 16</td> <td>4</td> <td>3</td> <td>3</td> <td>2</td> <td>2</td> <td>2</td> <td>2</td> <td rowspan="2">3</td> <td rowspan="2">6</td> <td rowspan="2">8</td> <td rowspan="2">12</td> <td rowspan="2">14</td> <td rowspan="2">16</td> </tr> <tr> <td>/Z(+20℃)</td> <td>φD ≧ 16</td> <td>6</td> <td>4</td> <td>4</td> <td>3</td> <td>3</td> <td>3</td> <td>3</td> </tr> <tr> <td>Z(-40℃)</td> <td>φD < 16</td> <td>8</td> <td>6</td> <td>6</td> <td>4</td> <td>4</td> <td>3</td> <td>3</td> <td rowspan="2">4</td> <td rowspan="2">8</td> <td rowspan="2">10</td> <td rowspan="2">16</td> <td rowspan="2">18</td> <td rowspan="2">-</td> </tr> <tr> <td>/Z(+20℃)</td> <td>φD ≧ 16</td> <td>12</td> <td>10</td> <td>8</td> <td>8</td> <td>8</td> <td>8</td> <td>6</td> <td>6</td> </tr> </table> | | 额定电压 | | 6.3 | 10 | 16 | 25 | 35 | 50 | 63 | 100 | 160 | 200 | 250 | 350 | 400 | 450 | 阻抗比 | Z(-25℃) | φD < 16 | 4 | 3 | 3 | 2 | 2 | 2 | 2 | 3 | 6 | 8 | 12 | 14 | 16 | /Z(+20℃) | φD ≧ 16 | 6 | 4 | 4 | 3 | 3 | 3 | 3 | Z(-40℃) | φD < 16 | 8 | 6 | 6 | 4 | 4 | 3 | 3 | 4 | 8 | 10 | 16 | 18 | - | /Z(+20℃) | φD ≧ 16 | 12 | 10 | 8 | 8 | 8 | 8 | 6 | 6 |
| 额定电压 | | 6.3 | 10 | 16 | 25 | 35 | 50 | 63 | 100 | 160 | 200 | 250 | 350 | 400 | 450 | | | | | | | | | | | | | | | | | | | | | | | | | | | | | | | | | | | | | | | | | | | | | | | | | | | | | |
| 阻抗比 | Z(-25℃) | φD < 16 | 4 | 3 | 3 | 2 | 2 | 2 | 2 | 3 | 6 | 8 | 12 | 14 | 16 | | | | | | | | | | | | | | | | | | | | | | | | | | | | | | | | | | | | | | | | | | | | | | | | | | | | | |
| | /Z(+20℃) | φD ≧ 16 | 6 | 4 | 4 | 3 | 3 | 3 | 3 | | | | | | | | | | | | | | | | | | | | | | | | | | | | | | | | | | | | | | | | | | | | | | | | | | | | | | | | | | | |
| | Z(-40℃) | φD < 16 | 8 | 6 | 6 | 4 | 4 | 3 | 3 | 4 | 8 | 10 | 16 | 18 | - | | | | | | | | | | | | | | | | | | | | | | | | | | | | | | | | | | | | | | | | | | | | | | | | | | | | | |
| | /Z(+20℃) | φD ≧ 16 | 12 | 10 | 8 | 8 | 8 | 8 | 6 | | | | | | | 6 | | | | | | | | | | | | | | | | | | | | | | | | | | | | | | | | | | | | | | | | | | | | | | | | | | | | |
| 耐久性 | <table border="1"> <tr> <td>保证寿命时间</td> <td>2,000 小时</td> </tr> <tr> <td>静电容量变化率</td> <td>≦ 初始值的± 20%</td> </tr> <tr> <td>损失角正切值</td> <td>≦ 初始规格值的 200%</td> </tr> <tr> <td>漏电流</td> <td>≦ 初始规格值</td> </tr> </table> <p>* 于 105℃ 环境中供给容许纹波电流值与额定电压 2,000 小时后, 待制品回复至 20℃ 的环境中进行量测时, 需满足上列要求。</p> | | 保证寿命时间 | 2,000 小时 | 静电容量变化率 | ≦ 初始值的± 20% | 损失角正切值 | ≦ 初始规格值的 200% | 漏电流 | ≦ 初始规格值 | | | | | | | | | | | | | | | | | | | | | | | | | | | | | | | | | | | | | | | | | | | | | | | | | | | | | | | | | | |
| 保证寿命时间 | 2,000 小时 | | | | | | | | | | | | | | | | | | | | | | | | | | | | | | | | | | | | | | | | | | | | | | | | | | | | | | | | | | | | | | | | | | | |
| 静电容量变化率 | ≦ 初始值的± 20% | | | | | | | | | | | | | | | | | | | | | | | | | | | | | | | | | | | | | | | | | | | | | | | | | | | | | | | | | | | | | | | | | | | |
| 损失角正切值 | ≦ 初始规格值的 200% | | | | | | | | | | | | | | | | | | | | | | | | | | | | | | | | | | | | | | | | | | | | | | | | | | | | | | | | | | | | | | | | | | | |
| 漏电流 | ≦ 初始规格值 | | | | | | | | | | | | | | | | | | | | | | | | | | | | | | | | | | | | | | | | | | | | | | | | | | | | | | | | | | | | | | | | | | | |
| 高温无负荷特性 | <table border="1"> <tr> <td>保证寿命时间</td> <td>1,000 小时</td> </tr> <tr> <td>静电容量变化率</td> <td>≦ 初始值的± 20%</td> </tr> <tr> <td>损失角正切值</td> <td>≦ 初始规格值的 200%</td> </tr> <tr> <td>漏电流</td> <td>≦ 初始规格值</td> </tr> </table> <p>* 于 105℃ 环境中不供给额定电压 1,000 小时后, 待制品回复至 20℃ 的环境中进行量测时, 需满足上列要求。额定电压 160 ~ 450V 需进行电压补偿后再行量测(依据 JIS C 5101-4 4.1 规定)。</p> | | 保证寿命时间 | 1,000 小时 | 静电容量变化率 | ≦ 初始值的± 20% | 损失角正切值 | ≦ 初始规格值的 200% | 漏电流 | ≦ 初始规格值 | | | | | | | | | | | | | | | | | | | | | | | | | | | | | | | | | | | | | | | | | | | | | | | | | | | | | | | | | | |
| 保证寿命时间 | 1,000 小时 | | | | | | | | | | | | | | | | | | | | | | | | | | | | | | | | | | | | | | | | | | | | | | | | | | | | | | | | | | | | | | | | | | | |
| 静电容量变化率 | ≦ 初始值的± 20% | | | | | | | | | | | | | | | | | | | | | | | | | | | | | | | | | | | | | | | | | | | | | | | | | | | | | | | | | | | | | | | | | | | |
| 损失角正切值 | ≦ 初始规格值的 200% | | | | | | | | | | | | | | | | | | | | | | | | | | | | | | | | | | | | | | | | | | | | | | | | | | | | | | | | | | | | | | | | | | | |
| 漏电流 | ≦ 初始规格值 | | | | | | | | | | | | | | | | | | | | | | | | | | | | | | | | | | | | | | | | | | | | | | | | | | | | | | | | | | | | | | | | | | | |
| 纹波电流与频率修正系数 | <table border="1"> <tr> <td rowspan="4">静电容量(μF/微法拉)</td> <td>频率(Hz)</td> <td>60(50)</td> <td>120</td> <td>500</td> <td>1k</td> <td>10k ≤</td> </tr> <tr> <td>≦ 100</td> <td>0.70</td> <td>1.00</td> <td>1.30</td> <td>1.40</td> <td>1.50</td> </tr> <tr> <td>100 < 静电容量 ≦ 1,000</td> <td>0.75</td> <td>1.00</td> <td>1.20</td> <td>1.30</td> <td>1.35</td> </tr> <tr> <td>1,000 <</td> <td>0.80</td> <td>1.00</td> <td>1.10</td> <td>1.12</td> <td>1.15</td> </tr> </table> | | 静电容量(μF/微法拉) | 频率(Hz) | 60(50) | 120 | 500 | 1k | 10k ≤ | ≦ 100 | 0.70 | 1.00 | 1.30 | 1.40 | 1.50 | 100 < 静电容量 ≦ 1,000 | 0.75 | 1.00 | 1.20 | 1.30 | 1.35 | 1,000 < | 0.80 | 1.00 | 1.10 | 1.12 | 1.15 | | | | | | | | | | | | | | | | | | | | | | | | | | | | | | | | | | | | | | | | | |
| 静电容量(μF/微法拉) | 频率(Hz) | 60(50) | | 120 | 500 | 1k | 10k ≤ | | | | | | | | | | | | | | | | | | | | | | | | | | | | | | | | | | | | | | | | | | | | | | | | | | | | | | | | | | | | | |
| | ≦ 100 | 0.70 | | 1.00 | 1.30 | 1.40 | 1.50 | | | | | | | | | | | | | | | | | | | | | | | | | | | | | | | | | | | | | | | | | | | | | | | | | | | | | | | | | | | | | |
| | 100 < 静电容量 ≦ 1,000 | 0.75 | | 1.00 | 1.20 | 1.30 | 1.35 | | | | | | | | | | | | | | | | | | | | | | | | | | | | | | | | | | | | | | | | | | | | | | | | | | | | | | | | | | | | | |
| | 1,000 < | 0.80 | 1.00 | 1.10 | 1.12 | 1.15 | | | | | | | | | | | | | | | | | | | | | | | | | | | | | | | | | | | | | | | | | | | | | | | | | | | | | | | | | | | | | | |

寸法图

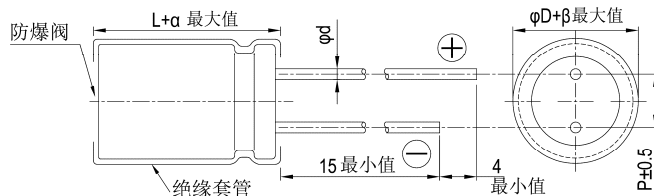


制品各项寸法

单位: 毫米

| | | | | | | | | | |
|----|--------------------------|-----|-----|-----|------|-----|-----|----|------|
| φD | 5 | 6.3 | 8 | 10 | 12.5 | 16 | 18 | 22 | 25 |
| P | 2.0 | 2.5 | 3.5 | 5.0 | 5.0 | 7.5 | 7.5 | 10 | 12.5 |
| φd | 0.5 | | 0.6 | | 0.8 | | 1.0 | | |
| α | L < 20: 1.5, L ≧ 20: 2.0 | | | | | | 2.0 | | |
| β | 0.5 | | | | | | | | |

制品尺寸如为 12.5×16、16×16、16×20、18×16、18×20、18×25 适用下列制品图:





尺寸: 直径(φD)×长度(L), (毫米/mm)

容许纹波电流: 毫安/均方根值(mA/rms), 120 赫兹(Hz), 105°C

制品尺寸与容许纹波电流一览表

Table with columns for rated voltage (6.3V, 10V, 16V, 25V, 35V, 50V, 63V, 100V) and capacitance values. Includes dimensions and ripple current specifications.

Table with columns for rated voltage (160V, 200V, 250V, 350V, 400V, 450V) and capacitance values. Includes dimensions and ripple current specifications.

产品编码说明

RGA系列 470微法拉 ±20% 6.3V 长脚 6.3φ×11L 无铅引线与PET套管
RGA 471 M 0J BK - 0611
系列 额定静电容量 额定静电容量容许误差值 额定电压 引线加工/包装型式 胶盖型式 制品尺寸 制品引线与套管材质

注: 如需了解更详细介绍, 请参阅目录第13页"引线型产品编码说明"。

RGL 系列

特长 / 用途

- 105℃、一般用途
- 8φ ~ 18φ 并可承受大纹波电流
- 瘦长型制品
- 符合RoHS指令

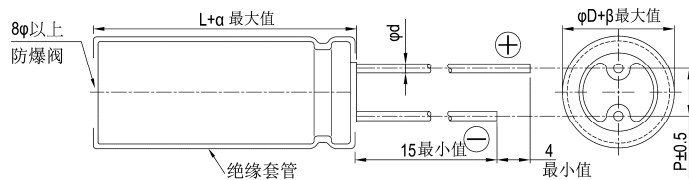


套管与标示颜色：黑色 / 金色

规格表

| 项 目 | 性 能 | | | | | |
|--|--------------------|--|--|---------------|---------------|-------|
| 工作温度范围 | 400V | 420 ~ 450V | | | | |
| | -40℃ ~ +105℃ | -25℃ ~ +105℃ | | | | |
| 额定静电容量容许误差值 | ± 20% (120Hz, 20℃) | | | | | |
| 漏电流(20℃) | 测试时间 | 5 分钟后 | | | | |
| | 漏电流 | $CV \leq 1,000$ $I = 0.03CV + 15(\mu\text{A}/\text{微安})$ | $CV > 1,000$ $I = 0.02CV + 25(\mu\text{A}/\text{微安})$ | | | |
| I = 漏电流(μA/微安)、C = 额定静电容量(μF/微法拉)、V = 额定直流工作电压(V/伏特) | | | | | | |
| 损失角正切值(120Hz, 20℃) | 额定电压 | 400 | 420 | 450 | | |
| | 损失角正切值(最大值) | 0.24 | 0.24 | 0.24 | | |
| 温度特性(120Hz) | 阻抗比不可大于下表所列数值 | | | | | |
| | 阻抗比 | $Z(-25^\circ\text{C})/Z(+20^\circ\text{C})$ $Z(-40^\circ\text{C})/Z(+20^\circ\text{C})$ | 400 6 | 420 6 - | 450 6 - | |
| 耐久性 | 保证寿命时间 | 2,000 小时 | | | | |
| | 静电容量变化率 | ≦ 初始值的 ± 20% | | | | |
| | 损失角正切值 | ≦ 初始规格值的 200% | | | | |
| | 漏电流 | ≦ 初始规格值 | | | | |
| * 于 105℃ 环境中供给容许纹波电流值与额定电压 2,000 小时后, 待制品回复至 20℃ 的环境中进行量测时, 需满足上列要求。 | | | | | | |
| 高温无负荷特性 | 保证寿命时间 | 1,000 小时 | | | | |
| | 静电容量变化率 | ≦ 初始值的 ± 20% | | | | |
| | 损失角正切值 | ≦ 初始规格值的 200% | | | | |
| | 漏电流 | ≦ 初始规格值 | | | | |
| * 于 105℃ 环境中不供给额定电压 1,000 小时后, 待制品回复至 20℃ 的环境中进行量测时, 需满足上列要求。额定电压 160 ~ 450V 需进行电压补偿后再行量测(依据 JIS C 5101-4 4.1 规定)。 | | | | | | |
| 纹波电流与频率修正系数 | 频率(Hz) | 60 | 120 | 500 | 1k | 10k ≤ |
| | 修正系数 | 0.8 | 1.00 | 1.25 | 1.45 | 1.50 |

寸法图



制品各项寸法 单位：毫米

| | 8 | 10 | 12.5 | 16 | 18 |
|----|-----|-----|------|-----|-----|
| φD | 8 | 10 | 12.5 | 16 | 18 |
| P | 3.5 | 5.0 | 5.0 | 7.5 | 7.5 |
| φd | 0.6 | | 0.8 | | |
| α | 2.0 | | | | |
| β | 0.5 | | | | |



尺寸：直径(φD)×长度(L)，(毫米/mm)

容许纹波电流：毫安/均方根值(mA/rms)，105℃

制品尺寸与容许纹波电流一览表

| 额定电压 V _{DC} | 静电容量 (μF/微法拉) | 8φ | | | 10φ | | | 12.5φ | | | 16φ | | | 18φ | | |
|-------------------------|------------------|------|--------|---------|-------|--------|---------|---------|--------|---------|---------|--------|---------|---------|--------|---------|
| | | φD×L | 纹波电流 | | φD×L | 纹波电流 | | φD×L | 纹波电流 | | φD×L | 纹波电流 | | φD×L | 纹波电流 | |
| | | | 120 Hz | 100k Hz | | 120 Hz | 100k Hz | | 120 Hz | 100k Hz | | 120 Hz | 100k Hz | | 120 Hz | 100k Hz |
| 400V (2G) | 15 | 8×30 | 190 | 285 | | | | | | | | | | | | |
| | 22 | 8×35 | 250 | 375 | | | | | | | | | | | | |
| | 27 | 8×40 | 300 | 450 | 10×30 | 245 | 370 | | | | | | | | | |
| | 33 | 8×45 | 350 | 525 | 10×35 | 295 | 445 | | | | | | | | | |
| | 39 | 8×50 | 390 | 585 | 10×40 | 345 | 515 | | | | | | | | | |
| | 47 | | | | 10×45 | 400 | 600 | | | | | | | | | |
| | 56 | | | | 10×50 | 450 | 675 | 12.5×30 | 470 | 705 | | | | | | |
| | 68 | | | | | | | 12.5×35 | 540 | 810 | | | | | | |
| | 82 | | | | | | | 12.5×40 | 620 | 930 | | | | | | |
| | 100 | | | | | | | | | | | | | | | |
| | 120 | | | | | | | | | | 16×35.5 | 800 | 1,200 | | | |
| | 150 | | | | | | | | | | 16×40 | 840 | 1,260 | | | |
| 180 | | | | | | | | | | 16×45 | 940 | 1,410 | 18×35.5 | 920 | 1,380 | |
| 220 | | | | | | | | | | 16×50 | 1,050 | 1,575 | 18×40 | 1,060 | 1,590 | |
| | | | | | | | | | | | | | 18×45 | 1,200 | 1,800 | |
| 420V (2P) | 15 | 8×30 | 195 | 293 | | | | | | | | | | | | |
| | 22 | 8×35 | 255 | 383 | | | | | | | | | | | | |
| | 27 | 8×45 | 320 | 480 | 10×30 | 245 | 370 | | | | | | | | | |
| | 33 | 8×50 | 370 | 555 | 10×35 | 295 | 445 | | | | | | | | | |
| | 39 | | | | 10×40 | 345 | 515 | | | | | | | | | |
| | 47 | | | | 10×45 | 400 | 600 | | | | | | | | | |
| | 56 | | | | 10×50 | 450 | 675 | 12.5×30 | 470 | 705 | | | | | | |
| | 68 | | | | | | | 12.5×35 | 540 | 810 | | | | | | |
| | 82 | | | | | | | 12.5×45 | 630 | 945 | | | | | | |
| | 100 | | | | | | | 12.5×50 | 730 | 1,095 | 16×35.5 | 730 | 1,095 | | | |
| | 120 | | | | | | | | | | 16×40 | 840 | 1,260 | 18×35.5 | 850 | 1,275 |
| | 150 | | | | | | | | | | 16×45 | 885 | 1,330 | 18×40 | 960 | 1,440 |
| 180 | | | | | | | | | | 16×50 | 1,030 | 1,545 | 18×35.5 | 920 | 1,380 | |
| 220 | | | | | | | | | | | | | 18×45 | 1,100 | 1,650 | |
| | | | | | | | | | | | | | 18×50 | 1,220 | 1,830 | |
| 450V (2W) | 15 | 8×30 | 195 | 293 | | | | | | | | | | | | |
| | 22 | 8×40 | 270 | 405 | 10×30 | 225 | 330 | | | | | | | | | |
| | 27 | 8×45 | 320 | 480 | 10×35 | 265 | 400 | | | | | | | | | |
| | 33 | 8×50 | 370 | 555 | 10×40 | 315 | 475 | | | | | | | | | |
| | 39 | | | | 10×45 | 360 | 545 | 12.5×30 | 400 | 600 | | | | | | |
| | 47 | | | | 10×50 | 420 | 625 | 12.5×35 | 460 | 690 | | | | | | |
| | 56 | | | | | | | 12.5×40 | 520 | 780 | | | | | | |
| | 68 | | | | | | | 12.5×45 | 580 | 870 | | | | | | |
| | 82 | | | | | | | 12.5×50 | 660 | 990 | 16×35.5 | 660 | 990 | | | |
| | 100 | | | | | | | | | | 16×40 | 750 | 1,125 | | | |
| | 120 | | | | | | | | | | 16×45 | 840 | 1,260 | 18×35.5 | 820 | 1,230 |
| | 150 | | | | | | | | | | 16×50 | 980 | 1,470 | 18×45 | 995 | 1,490 |
| 180 | | | | | | | | | | | | | 18×50 | 1,140 | 1,710 | |

注：如有需要其它制品尺寸与规格，请与我们连系。

产品编码说明

RGL系列 22微法拉 ± 20% 450V 长脚 透气式 10φ×30L 无铅引线与PET套管

RGL **220** **M** **2W** **BK** - **1030**

系列 额定静电容量 额定静电容量容许误差值 额定电压 引线加工/包装型式 胶盖型式 制品尺寸 制品引线与套管材质

注：如需了解更详细介绍，请参阅目录第 13 页“引线型产品编码说明”。

X-ON Electronics

Largest Supplier of Electrical and Electronic Components

Click to view similar products for [Aluminium Electrolytic Capacitors - Radial Leaded](#) category:

Click to view products by [Lelon](#) manufacturer:

Other Similar products are found below :

[LXY50VB4.7M-5X11](#) [RFO-100V471MJ7P#](#) [ECE-A1EGE220](#) [NCD681K10KVY5PF](#) [NEV1000M25EF-BULK](#) [NEV100M35DC](#)
[NEV100M63DE](#) [NEV220M25DD-BULK](#) [NEV.33M100AA](#) [NEV4700M50HB](#) [NEV.47M100AA](#) [NEVH1.0M250AB](#) [NEVH3.3M250BB](#)
[NEVH3.3M450CC](#) [KME50VB100M-8X11.5](#) [ES5107M016AE1DA](#) [ESX472M16B](#) [476CKH100MSA](#) [477RZS050M](#) [UVX1V101KPA1FA](#)
[UVX1V222MHA1CA](#) [KME25VB100M-6.3X11](#) [VTL100S10](#) [VTL470S10](#) [511D336M250EK5D](#) [052687X](#) [ECE-A1CF471](#)
[EKXG451ELL820MM30S](#) [686CKR050M](#) [NRE-S560M16V6.3X7TBSTF](#) [ERZA630VHN182UP54N](#) [UPL1A331MPH](#) [NEV1000M6.3DE](#)
[NEV100M16CB](#) [NEV100M50DD-BULK](#) [NEV2200M16FF](#) [NEV220M50EE](#) [NEV2.2M50AA](#) [NEV330M63EF](#) [NEV4700M35HI](#)
[NEV4.7M100BA](#) [NEV47M16BA](#) [NEV47M50CB-BULK](#) [NEVH1.0M350AB](#) [NEVH2.2M160AB](#) [NEVH3.3M350BC](#) [TER330M50GM](#)
[477KXM035MGBWSA](#) [B43827A1106M8](#) [EKMA160EC3101MF07D](#)