

VZH Series

Features

- 4 ϕ ~ 18 ϕ , 105°C, 2,000 ~ 5,000 hours assured
- Large capacitance with ultra low impedance capacitors
- Designed for surface mounting on high density PC board
- RoHS compliance



Marking color: Black

Specifications

Items	Performance																																
Category Temperature Range	-55°C ~ +105°C																																
Capacitance Tolerance	±20% (at 120 Hz, 20°C)																																
Leakage Current (at 20°C)	$I = 0.01CV$ or 3 (μ A) whichever is greater (after 2 minutes) Where, C = rated capacitance in μ F, V = rated DC working voltage in V																																
Tan δ (at 120 Hz, 20°C)	<table border="1"> <thead> <tr> <th>Rated Voltage</th> <th>6.3</th> <th>10</th> <th>16</th> <th>25</th> <th>35</th> <th>50</th> <th>63</th> <th>80</th> <th>100</th> </tr> </thead> <tbody> <tr> <td>Tanδ (max)</td> <td>0.30</td> <td>0.26</td> <td>0.22</td> <td>0.16</td> <td>0.13</td> <td>0.10</td> <td>0.08</td> <td>0.08</td> <td>0.07</td> </tr> </tbody> </table> <p>When the capacitance exceeds 1,000μF, 0.02 shall be added every 1,000μF increase.</p>	Rated Voltage	6.3	10	16	25	35	50	63	80	100	Tan δ (max)	0.30	0.26	0.22	0.16	0.13	0.10	0.08	0.08	0.07												
Rated Voltage	6.3	10	16	25	35	50	63	80	100																								
Tan δ (max)	0.30	0.26	0.22	0.16	0.13	0.10	0.08	0.08	0.07																								
Low Temperature Characteristics (at 120 Hz)	<p>Impedance ratio shall not exceed the values given in the table below.</p> <table border="1"> <thead> <tr> <th colspan="2">Rated Voltage</th> <th>6.3</th> <th>10</th> <th>16</th> <th>25</th> <th>35</th> <th>50</th> <th>63</th> <th>80</th> <th>100</th> </tr> </thead> <tbody> <tr> <td rowspan="2">Impedance Ratio</td> <td>Z(-25°C)/Z(+20°C)</td> <td>4</td> <td>3</td> <td>2</td> <td>2</td> <td>2</td> <td>2</td> <td>2</td> <td>2</td> <td>2</td> </tr> <tr> <td>Z(-55°C)/Z(+20°C)</td> <td>8</td> <td>5</td> <td>4</td> <td>3</td> <td>3</td> <td>3</td> <td>3</td> <td>3</td> <td>3</td> </tr> </tbody> </table>	Rated Voltage		6.3	10	16	25	35	50	63	80	100	Impedance Ratio	Z(-25°C)/Z(+20°C)	4	3	2	2	2	2	2	2	2	Z(-55°C)/Z(+20°C)	8	5	4	3	3	3	3	3	3
Rated Voltage		6.3	10	16	25	35	50	63	80	100																							
Impedance Ratio	Z(-25°C)/Z(+20°C)	4	3	2	2	2	2	2	2	2																							
	Z(-55°C)/Z(+20°C)	8	5	4	3	3	3	3	3	3																							
Endurance	<table border="1"> <tbody> <tr> <td>Test Time</td> <td>2,000 Hrs for $\phi D \leq 6.3\text{mm}$ & $8 \times 6.5L$ & $10 \phi \times 7.7L$; 5,000 Hrs for $\phi D \geq 8\text{mm}$</td> </tr> <tr> <td>Capacitance Change</td> <td>Within $\pm 30\%$ of initial value</td> </tr> <tr> <td>Tanδ</td> <td>Less than 300% of specified value</td> </tr> <tr> <td>Leakage Current</td> <td>Within specified value</td> </tr> </tbody> </table> <p>* The above specifications shall be satisfied when the capacitors are restored to 20°C after the rated voltage applied for 2,000 ~ 5,000 hours at 105°C.</p>	Test Time	2,000 Hrs for $\phi D \leq 6.3\text{mm}$ & $8 \times 6.5L$ & $10 \phi \times 7.7L$; 5,000 Hrs for $\phi D \geq 8\text{mm}$	Capacitance Change	Within $\pm 30\%$ of initial value	Tan δ	Less than 300% of specified value	Leakage Current	Within specified value																								
Test Time	2,000 Hrs for $\phi D \leq 6.3\text{mm}$ & $8 \times 6.5L$ & $10 \phi \times 7.7L$; 5,000 Hrs for $\phi D \geq 8\text{mm}$																																
Capacitance Change	Within $\pm 30\%$ of initial value																																
Tan δ	Less than 300% of specified value																																
Leakage Current	Within specified value																																
Shelf Life Test	<table border="1"> <tbody> <tr> <td>Test Time</td> <td>1,000 Hrs</td> </tr> <tr> <td>Capacitance Change</td> <td>Within $\pm 30\%$ of initial value</td> </tr> <tr> <td>Tanδ</td> <td>Less than 300% of specified value</td> </tr> <tr> <td>Leakage Current</td> <td>Within specified value</td> </tr> </tbody> </table> <p>* The above specifications shall be satisfied when the capacitors are restored to 20°C after exposing them for 1,000 hours at 105°C without voltage applied.</p>	Test Time	1,000 Hrs	Capacitance Change	Within $\pm 30\%$ of initial value	Tan δ	Less than 300% of specified value	Leakage Current	Within specified value																								
Test Time	1,000 Hrs																																
Capacitance Change	Within $\pm 30\%$ of initial value																																
Tan δ	Less than 300% of specified value																																
Leakage Current	Within specified value																																
Ripple Current and Frequency Multipliers	<table border="1"> <thead> <tr> <th>Frequency(Hz)</th> <th>50, 60</th> <th>120</th> <th>1k</th> <th>10k up</th> </tr> </thead> <tbody> <tr> <td>Multiplier</td> <td>0.60</td> <td>0.70</td> <td>0.85</td> <td>1.0</td> </tr> </tbody> </table>	Frequency(Hz)	50, 60	120	1k	10k up	Multiplier	0.60	0.70	0.85	1.0																						
Frequency(Hz)	50, 60	120	1k	10k up																													
Multiplier	0.60	0.70	0.85	1.0																													

Diagram of Dimensions

Fig. 1

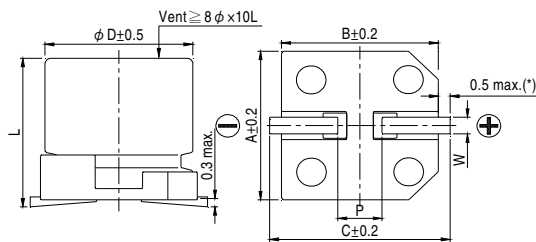
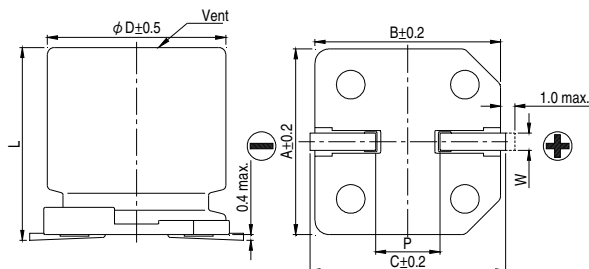


Fig. 2



Lead Spacing and Diameter

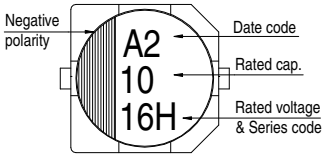
Unit: mm

ϕD	L	A	B	C	W	P \pm 0.2	Fig. No.
4	5.7 \pm 0.3	4.3	4.3	5.1	0.5 ~ 0.8	1.0	1
5	5.7 \pm 0.3	5.3	5.3	5.9	0.5 ~ 0.8	1.5	1
6.3	5.7 \pm 0.3	6.6	6.6	7.2	0.5 ~ 0.8	2.0	1
6.3	7.7 \pm 0.3	6.6	6.6	7.2	0.5 ~ 0.8	2.0	1
8	6.5 \pm 0.3	8.3	8.3	9.0	0.5 ~ 0.8	2.3	1
8	10 \pm 0.5	8.3	8.3	9.0	0.7 ~ 1.1	3.1	1
10	7.7 \pm 0.3	10.3	10.3	11.0	0.7 ~ 1.3	4.7	1
10	10 \pm 0.5	10.3	10.3	11.0	0.7 ~ 1.3	4.7	1
12.5	13.5 \pm 0.5	13.0	13.0	13.7	1.1 ~ 1.4	4.4	2
12.5	16 \pm 0.5	13.0	13.0	13.7	1.1 ~ 1.4	4.4	2
16	16.5 \pm 0.5	17.0	17.0	18.0	1.1 ~ 1.4	6.4	2
16	21.5 \pm 0.5	17.0	17.0	18.0	1.1 ~ 1.4	6.4	2
18	16.5 \pm 0.5	19.0	19.0	20.0	1.1 ~ 1.4	6.4	2
18	21.5 \pm 0.5	19.0	19.0	20.0	1.1 ~ 1.4	6.4	2

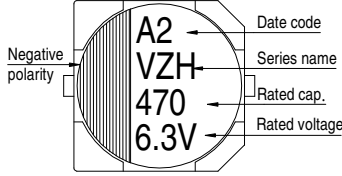
(*): For 4 ~ 6.3 ϕ is 0.4 max.

Marking

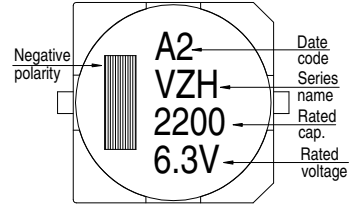
$\phi D \leq 6.3 \text{ mm}$



$\phi D = 8 \sim 10 \text{ mm}$



$\phi D \geq 12.5 \text{ mm}$



Dimension: $\phi D \times L(\text{mm})$

Ripple Current: mA/rms at 100k Hz, 105°C

Impedance: Ω / at 100k Hz, 20°C

Dimension and Permissible Ripple Current

Rated Volt. (V _{DC})	Cap. (μF)	Contents	6.3V (0J)			10V (1A)			16V (1C)			25V (1E)			35V (1V)			50V (1H)								
			$\phi D \times L$	Imp.	mA	$\phi D \times L$	Imp.	mA	$\phi D \times L$	Imp.	mA	$\phi D \times L$	Imp.	mA	$\phi D \times L$	Imp.	mA	$\phi D \times L$	Imp.	mA						
1	010																				4×5.7	2.9	60			
2.2	2R2																					4×5.7	2.9	60		
3.3	3R3																					4×5.7	2.9	60		
4.7	4R7																					4×5.7	1.35	80		
10	100																					4×5.7	1.35	80		
22	220		4×5.7	1.35	80	4×5.7	1.35	80	5×5.7	0.80	150	5×5.7	0.80	150	5×5.7	0.80	150	6.3×5.7	0.44	230	6.3×5.7	0.44	230	6.3×5.7	0.88	165
33	330		4×5.7	1.35	80	5×5.7	0.80	150	6.3×5.7	0.44	230	6.3×5.7	0.44	230	6.3×5.7	0.44	230	6.3×5.7	0.44	230	6.3×5.7	0.44	230	6.3×7.7	0.68	185
47	470		5×5.7	0.80	150	6.3×5.7	0.44	230	6.3×5.7	0.44	230	6.3×5.7	0.44	230	6.3×5.7	0.44	230	6.3×5.7	0.44	230	6.3×7.7	0.68	185	8×6.5	0.68	185
68	680											6.3×5.7	0.44	230	8×6.5	0.36	280	8×10	0.36	280	8×10	0.34	369	8×10	0.34	369
100	101		6.3×5.7	0.44	230	6.3×5.7	0.44	230	6.3×5.7	0.44	230	6.3×5.7	0.44	230	8×6.5	0.36	280	8×10	0.17	450	10×10	0.18	553	10×10	0.18	553
150	151		6.3×5.7	0.44	230	6.3×5.7	0.44	230	6.3×7.7	0.36	280	8×6.5	0.36	280	8×10	0.17	450	8×10	0.17	450	10×10	0.18	553	10×10	0.18	553
220	221		6.3×5.7	0.44	230	6.3×7.7	0.36	280	8×6.5	0.36	280	6.3×7.7	0.36	280	8×10	0.17	450	8×10	0.17	450	10×10	0.12	650	12.5×13.5	0.12	650
330	331		8×6.5	0.36	280	8×10	0.17	450	10×7.7	0.17	450	8×10	0.17	450	10×7.7	0.17	450	8×10	0.17	450	10×10	0.09	670	12.5×13.5	0.070	950
470	471		8×10	0.17	450	8×10	0.17	450	10×7.7	0.17	450	8×10	0.17	450	10×7.7	0.17	450	10×10	0.09	670	10×10	0.09	670	12.5×16	0.060	950
680	681		8×10	0.17	450	8×10	0.17	450	10×7.7	0.17	450	10×10	0.09	670	10×10	0.09	670	12.5×13.5	0.070	820	12.5×16	0.060	950	16×16.5	0.073	1,000
1,000	102		8×10	0.17	450	10×10	0.09	670	10×10	0.09	670	12.5×13.5	0.070	820	12.5×16	0.060	950	16×16.5	0.054	1,260	16×16.5	0.073	1,000	18×16.5	0.066	1,500
1,500	152		10×10	0.09	670	12.5×13.5	0.070	820	12.5×16	0.060	950	12.5×16	0.060	950	16×16.5	0.054	1,260	16×16.5	0.054	1,260	18×16.5	0.048	1,500	18×21.5	0.038	1,750
2,200	222		12.5×13.5	0.070	820	12.5×16	0.060	950	16×16.5	0.054	1,260	16×16.5	0.054	1,260	16×16.5	0.054	1,260	18×16.5	0.048	1,500	18×16.5	0.048	1,500	18×21.5	0.038	1,750
3,300	332		12.5×16	0.060	950	16×16.5	0.054	1,260	16×16.5	0.054	1,260	16×21.5	0.038	1,630	16×21.5	0.038	1,630	18×16.5	0.048	1,500	18×16.5	0.048	1,500	18×21.5	0.038	1,750
4,700	472		16×16.5	0.054	1,260	16×16.5	0.054	1,260	18×16.5	0.048	1,500	16×21.5	0.038	1,630												
6,800	682		18×16.5	0.048	1,500	16×21.5	0.038	1,630	18×16.5	0.048	1,500	16×21.5	0.038	1,630												
8,200	822		18×16.5	0.048	1,500	16×21.5	0.038	1,630	18×16.5	0.048	1,500	16×21.5	0.038	1,630												



Dimension: $\phi D \times L$ (mm)

Ripple Current: mA/rms at 100k Hz, 105°C

Impedance: Ω / at 100k Hz, 20°C

Dimension and Permissible Ripple Current

Rated Volt. (Vdc)		63V (1J)			80V (1K)			100V (2A)		
Cap. (μ F)	Contents	$\phi D \times L$	Imp.	mA	$\phi D \times L$	Imp.	mA	$\phi D \times L$	Imp.	mA
4.7	4R7	5×5.7	1.90	70						
10	100	6.3×5.7	1.20	130						
22	220	6.3×7.7	0.90	150	8×10	1.3	130	8×10	1.3	130
33	330	8×10	0.50	280	8×10	1.3	130	10×10	0.7	200
47	470	8×10	0.50	280	10×10	0.7	200	10×10	0.7	200
100	101	10×10	0.25	450	10×10	0.7	200	12.5×13.5	0.32	450
150	151	12.5×13.5	0.15	700	12.5×13.5	0.32	450	16×16.5	0.17	650
220	221	12.5×13.5	0.15	700	16×16.5	0.17	650	16×16.5	0.17	650
								18×21.5	0.15	950
330	331	16×16.5	0.082	900	16×16.5	0.17	650	18×16.5	0.15	850
								16×21.5	0.15	900
470	471	16×16.5	0.082	900	16×21.5	0.15	900	18×21.5	0.15	950
680	681	18×16.5	0.080	1,150	18×21.5	0.15	950			
		16×21.5	0.080	1,150						
1,000	102	18×21.5	0.06	1,250						

Part Numbering System

VZH Series 470 μ F

$\pm 20\%$

6.3V

Carrier
Tape

8 ϕ × 10L

Pb-free and PET
coating case

VZH

471

M

OJ

TR

-

0810

Series Name	Capacitance	Capacitance Tolerance	Rated Voltage	Package Type	Terminal Type	Case size	Lead Wire and Coating Type
-------------	-------------	-----------------------	---------------	--------------	---------------	-----------	----------------------------

Note: For more details, please refer to "Part Numbering System (SMD Type)" on page 15.

X-ON Electronics

Largest Supplier of Electrical and Electronic Components

Click to view similar products for [Aluminium Electrolytic Capacitors - SMD category](#):

Click to view products by [Lelon manufacturer](#):

Other Similar products are found below :

[EEV-FK1E332W](#) [22927](#) [MAL214099813E3](#) [HUB1800-S](#) [34610](#) [RYK-50V101MG5TT-FL](#) [107AXZ016MQ5](#) [UCX1E102MNQ1MS](#)
[EMF1EM101E83D00R](#) [EMK1AM221E83D00R](#) [EMK1EM471GB0D00R](#) [EMK1VM101E83D00R](#) [EMVY350ARA221MHA0G](#)
[UV2G3R3M0810VG](#) [EMK1VM101FB0D00R](#) [RVT2A4R7M0605](#) [MAL214097402E3](#) [MAL215375471E3](#) [MAL224699909E3](#)
[MAL224699813E3](#) [MAL215099014E3](#) [MAL215099017E3](#) [MAL215099117E3](#) [MAL215099818E3](#) [HV100M100E077ETR](#)
[RC0J226M04005VR](#) [RC0J476M05005VR](#) [RC1A227M08010VR](#) [RC1V476M6L006VR](#) [MAL214099111E3](#) [EXV107M025A9HAA](#)
[50SEV1M4X5.5](#) [50SKV1M4X5.5](#) [TYEH1A336E55MTR](#) [UCD1V100MCQ1GS](#) [UCX1H471MNQ1MS](#) [35SEV47M6.3X8](#)
[35SGV220M10X10.5](#) [35SLV10M5X6.1](#) [VEJ220M1VTR-0606](#) [VES2R2M1HTR-0405](#) [50SEV10M6.3X5.5](#) [50SGV1M4X6.1](#) [107SML016M](#)
[EDK226M035A9DAA](#) [EEV-HA1A471UP](#) [SC1C476M05005VR](#) [UCX1H471MNS1MS](#) [VZH331M1ETR-0810](#) [VES101M1CTR-0605](#)