

## VZH Series

### Features

- 4  $\phi$  ~ 18  $\phi$ , 105°C, 2,000 ~ 5,000 hours assured
- Large capacitance with ultra low impedance capacitors
- Designed for surface mounting on high density PC board
- RoHS Compliance



Marking color: Black

### Specifications

Items	Performance																														
Category Temperature Range	-55°C ~ +105°C																														
Capacitance Tolerance	±20% (at 120Hz, 20°C)																														
Leakage Current (at 20°C)	I = 0.01CV or 3 (μA) whichever is greater (after 2 minutes) Where, C = rated capacitance in μF, V = rated DC working voltage in V																														
Tanδ (at 120Hz, 20°C)	<table border="1"> <tr> <td>Rated Voltage</td> <td>6.3</td> <td>10</td> <td>16</td> <td>25</td> <td>35</td> <td>50</td> <td>63</td> <td>80</td> <td>100</td> </tr> <tr> <td>Tanδ (max)</td> <td>0.30</td> <td>0.26</td> <td>0.22</td> <td>0.16</td> <td>0.13</td> <td>0.10</td> <td>0.08</td> <td>0.08</td> <td>0.07</td> </tr> </table> <p>When the capacitance exceeds 1,000μF, 0.02 shall be added every 1,000μF increase.</p>	Rated Voltage	6.3	10	16	25	35	50	63	80	100	Tanδ (max)	0.30	0.26	0.22	0.16	0.13	0.10	0.08	0.08	0.07										
Rated Voltage	6.3	10	16	25	35	50	63	80	100																						
Tanδ (max)	0.30	0.26	0.22	0.16	0.13	0.10	0.08	0.08	0.07																						
Low Temperature Characteristics (at 120Hz)	<p>Impedance ratio shall not exceed the values given in the table below.</p> <table border="1"> <tr> <td>Rated Voltage</td> <td>6.3</td> <td>10</td> <td>16</td> <td>25</td> <td>35</td> <td>50</td> <td>63</td> <td>80</td> <td>100</td> </tr> <tr> <td>Impedance Ratio</td> <td>Z(-25°C)/Z(+20°C)</td> <td>4</td> <td>3</td> <td>2</td> <td>2</td> <td>2</td> <td>2</td> <td>2</td> <td>2</td> </tr> <tr> <td></td> <td>Z(-55°C)/Z(+20°C)</td> <td>8</td> <td>5</td> <td>4</td> <td>3</td> <td>3</td> <td>3</td> <td>3</td> <td>3</td> </tr> </table>	Rated Voltage	6.3	10	16	25	35	50	63	80	100	Impedance Ratio	Z(-25°C)/Z(+20°C)	4	3	2	2	2	2	2	2		Z(-55°C)/Z(+20°C)	8	5	4	3	3	3	3	3
Rated Voltage	6.3	10	16	25	35	50	63	80	100																						
Impedance Ratio	Z(-25°C)/Z(+20°C)	4	3	2	2	2	2	2	2																						
	Z(-55°C)/Z(+20°C)	8	5	4	3	3	3	3	3																						
Endurance	<table border="1"> <tr> <td>Test Time</td> <td>2,000 Hrs for <math>\phi D \leq 6.3\text{mm}</math> &amp; <math>8 \times 6.5\text{L}</math> &amp; <math>10 \phi \times 7.7\text{L}</math>; 5,000 Hrs for <math>\phi D \geq 8\text{mm}</math></td> </tr> <tr> <td>Capacitance Change</td> <td>Within ±30% of initial value</td> </tr> <tr> <td>Tanδ</td> <td>Less than 300% of specified value</td> </tr> <tr> <td>Leakage Current</td> <td>Within specified value</td> </tr> </table> <p>* The above specifications shall be satisfied when the capacitors are restored to 20°C after the rated voltage applied for 2,000 ~ 5,000 hours at 105°C.</p>	Test Time	2,000 Hrs for $\phi D \leq 6.3\text{mm}$ & $8 \times 6.5\text{L}$ & $10 \phi \times 7.7\text{L}$ ; 5,000 Hrs for $\phi D \geq 8\text{mm}$	Capacitance Change	Within ±30% of initial value	Tanδ	Less than 300% of specified value	Leakage Current	Within specified value																						
Test Time	2,000 Hrs for $\phi D \leq 6.3\text{mm}$ & $8 \times 6.5\text{L}$ & $10 \phi \times 7.7\text{L}$ ; 5,000 Hrs for $\phi D \geq 8\text{mm}$																														
Capacitance Change	Within ±30% of initial value																														
Tanδ	Less than 300% of specified value																														
Leakage Current	Within specified value																														
Shelf Life Test	<table border="1"> <tr> <td>Test Time</td> <td>1,000 Hrs</td> </tr> <tr> <td>Capacitance Change</td> <td>Within ±30% of initial value</td> </tr> <tr> <td>Tanδ</td> <td>Less than 300% of specified value</td> </tr> <tr> <td>Leakage Current</td> <td>Within specified value</td> </tr> </table> <p>* The above specifications shall be satisfied when the capacitors are restored to 20°C after exposing them for 1,000 hours at 105°C without voltage applied.</p>	Test Time	1,000 Hrs	Capacitance Change	Within ±30% of initial value	Tanδ	Less than 300% of specified value	Leakage Current	Within specified value																						
Test Time	1,000 Hrs																														
Capacitance Change	Within ±30% of initial value																														
Tanδ	Less than 300% of specified value																														
Leakage Current	Within specified value																														
Ripple Current and Frequency Multipliers	<table border="1"> <tr> <td>Frequency(Hz)</td> <td>50, 60</td> <td>120</td> <td>1k</td> <td>10k up</td> </tr> <tr> <td>Multiplier</td> <td>0.60</td> <td>0.70</td> <td>0.85</td> <td>1.0</td> </tr> </table>	Frequency(Hz)	50, 60	120	1k	10k up	Multiplier	0.60	0.70	0.85	1.0																				
Frequency(Hz)	50, 60	120	1k	10k up																											
Multiplier	0.60	0.70	0.85	1.0																											

### Diagram of Dimensions

Fig. 1

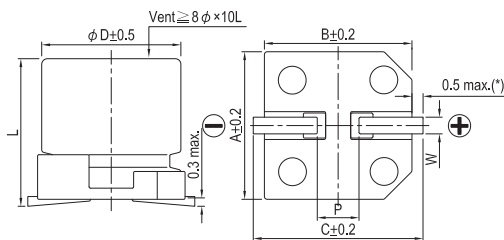
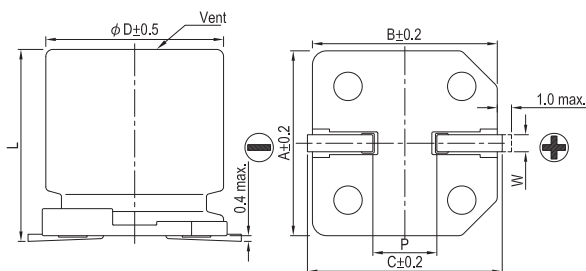


Fig. 2



### Lead Spacing and Diameter

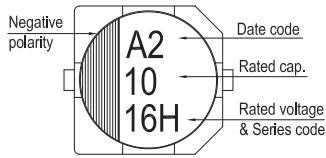
Unit: mm

$\phi D$	L	A	B	C	W	P ± 0.2	Fig. No.
4	5.7 ± 0.3	4.3	4.3	5.1	0.5 ~ 0.8	1.0	1
5	5.7 ± 0.3	5.3	5.3	5.9	0.5 ~ 0.8	1.5	1
6.3	5.7 ± 0.3	6.6	6.6	7.2	0.5 ~ 0.8	2.0	1
6.3	7.7 ± 0.3	6.6	6.6	7.2	0.5 ~ 0.8	2.0	1
8	6.5 ± 0.3	8.3	8.3	9.0	0.5 ~ 0.8	2.3	1
8	10 ± 0.5	8.3	8.3	9.0	0.7 ~ 1.1	3.1	1
10	7.7 ± 0.3	10.3	10.3	11.0	0.7 ~ 1.3	4.7	1
10	10 ± 0.5	10.3	10.3	11.0	0.7 ~ 1.3	4.7	1
12.5	13.5 ± 0.5	13.0	13.0	13.7	1.1 ~ 1.4	4.4	2
12.5	16 ± 0.5	13.0	13.0	13.7	1.1 ~ 1.4	4.4	2
16	16.5 ± 0.5	17.0	17.0	18.0	1.1 ~ 1.4	6.4	2
16	21.5 ± 0.5	17.0	17.0	18.0	1.1 ~ 1.4	6.4	2
18	16.5 ± 0.5	19.0	19.0	20.0	1.1 ~ 1.4	6.4	2
18	21.5 ± 0.5	19.0	19.0	20.0	1.1 ~ 1.4	6.4	2

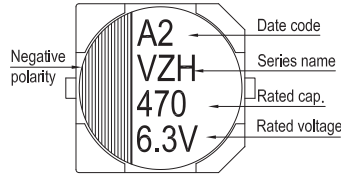
(\*): For 4 ~ 6.3  $\phi$  is 0.4 max.

## Marking

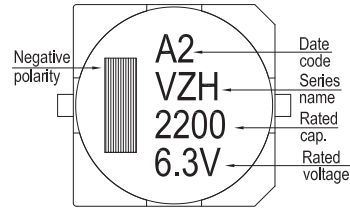
$\phi D \leq 6.3\text{mm}$



$\phi D = 8 \sim 10\text{mm}$



$\phi D \geq 12.5\text{mm}$



Dimension:  $\phi D \times L(\text{mm})$

Ripple Current: mA/rms at 100k Hz, 105°C

Impedance:  $\Omega$ / at 100k Hz, 20°C

## Dimension and Permissible Ripple Current

$\mu\text{F}$	V. DC Contents	6.3V (0J)			10V (1A)			16V (1C)			25V (1E)			35V (1V)			50V (1H)		
		$\phi D \times L$	Imp.	mA	$\phi D \times L$	Imp.	mA	$\phi D \times L$	Imp.	mA	$\phi D \times L$	Imp.	mA	$\phi D \times L$	Imp.	mA	$\phi D \times L$	Imp.	mA
1	010																4×5.7	2.9	60
2.2	2R2																4×5.7	2.9	60
3.3	3R3																4×5.7	2.9	60
4.7	4R7																4×5.7	1.35	80
10	100							4×5.7	1.35	80	4×5.7	1.35	80	5×5.7	0.80	150	6.3×5.7	0.88	165
22	220	4×5.7	1.35	80	4×5.7	1.35	80	5×5.7	0.80	150	5×5.7	0.80	150	6.3×5.7	0.44	230	6.3×5.7	0.88	165
33	330	4×5.7	1.35	80	5×5.7	0.80	150	6.3×5.7	0.44	230	6.3×5.7	0.44	230	6.3×5.7	0.44	230	6.3×7.7	0.68	185
47	470	5×5.7	0.80	150	6.3×5.7	0.44	230	6.3×5.7	0.44	230	6.3×5.7	0.44	230	6.3×5.7	0.44	230	6.3×7.7	0.68	185
68	680																8×6.5	0.36	280
100	101	6.3×5.7	0.44	230	6.3×5.7	0.44	230	6.3×5.7	0.44	230	6.3×7.7	0.36	280	8×10	0.17	450	8×10	0.34	369
150	151	6.3×5.7	0.44	230	6.3×5.7	0.44	230	6.3×7.7	0.36	280	8×10	0.17	450	8×10	0.17	450	10×10	0.18	553
220	221	6.3×7.7	0.36	280	6.3×7.7	0.36	280	6.3×7.7	0.36	280	8×10	0.17	450	10×7.7	0.17	450	10×10	0.09	670
330	331	8×6.5	0.36	280	8×10	0.17	450	8×10	0.17	450	8×10	0.17	450	10×10	0.090	670	12.5×13.5	0.12	650
470	471	8×10	0.17	450	8×10	0.17	450	8×10	0.17	450	10×10	0.09	670	10×10	0.070	820	12.5×13.5	0.12	650
680	681	8×10	0.17	450	10×7.7	0.17	450	10×7.7	0.17	450	10×10	0.09	670	10×10	0.060	950	12.5×16	0.073	1,000
820	821	10×7.7	0.17	450	10×7.7	0.17	450	10×10	0.09	670	12.5×13.5	0.070	820	12.5×16	0.060	950	16×16.5	0.073	1,000
1,000	102	8×10	0.17	450	10×10	0.09	670	12.5×13.5	0.070	820	12.5×16	0.060	950	16×16.5	0.054	1,260	18×16.5	0.066	1,500
1,500	152	10×10	0.09	670	12.5×13.5	0.070	820	12.5×16	0.060	950	16×16.5	0.054	1,260	16×16.5	0.048	1,500	18×16.5	0.048	1,500
2,200	222	12.5×13.5	0.070	820	12.5×16	0.060	950	16×16.5	0.054	1,260	16×16.5	0.054	1,260	16×16.5	0.038	1,630	18×21.5	0.038	1,630
3,300	332	12.5×16	0.060	950	16×16.5	0.054	1,260	16×16.5	0.054	1,260	16×16.5	0.038	1,630	16×21.5	0.038	1,630	18×21.5	0.038	1,630
4,700	472	16×16.5	0.054	1,260	16×16.5	0.054	1,260	18×16.5	0.048	1,500	16×21.5	0.038	1,630						
6,800	682	18×16.5	0.048	1,500	16×21.5	0.038	1,630	16×21.5	0.038	1,630									
8,200	822	18×16.5	0.048	1,500	16×21.5	0.038	1,630	18×21.5	0.038	1,750									

SMD



Dimension:  $\phi D \times L$ (mm)  
 Ripple Current: mA/rms at 100k Hz, 105°C  
 Impedance:  $\Omega$ / at 100k Hz, 20°C

Dimension and Permissible Ripple Current

V. DC		63V (1J)			80V (1K)			100V (2A)		
$\mu F$	Contents	$\phi D \times L$	Imp.	mA	$\phi D \times L$	Imp.	mA	$\phi D \times L$	Imp.	mA
4.7	4R7	5×5.7	1.90	70						
10	100	6.3×5.7	1.20	130						
22	220	6.3×7.7	0.90	150	8×10	1.3	130	8×10	1.3	130
33	330	8×10	0.50	280	8×10	1.3	130	10×10	0.7	200
47	470	8×10	0.50	280	10×10	0.7	200	10×10	0.7	200
100	101	10×10	0.25	450	10×10	0.7	200	12.5×13.5	0.32	450
150	151	12.5×13.5	0.15	700	12.5×13.5	0.32	450	12.5×16	0.26	550
220	221	12.5×13.5	0.15	700	12.5×16	0.26	550	16×16.5 18×21.5	0.17 0.15	650 950
330	331	16×16.5	0.082	900	16×16.5	0.17	650	18×16.5 16×21.5	0.15 0.15	850 900
470	471	16×16.5	0.082	900	16×21.5	0.15	900	18×21.5	0.15	950
680	681	18×16.5 16×21.5	0.080 0.080	1,150 1,150	18×21.5	0.15	950			
1,000	102	18×21.5	0.06	1,250						

Part Numbering System

VZH Series	470 $\mu F$	$\pm 20\%$	6.3V	Carrier Tape	8 $\phi$ × 10L	Pb-free and PET coating case
<b>VZH</b>	<b>471</b>	<b>M</b>	<b>0J</b>	<b>TR</b>	<b>-</b>	<b>0810</b>
Series Name	Capacitance	Capacitance Tolerance	Rated Voltage	Package Type	Terminal Type	Case size
						Lead Wire and Coating Type

Note: For more details, please refer to "Part Numbering System (SMD Type)" on page 15.

## X-ON Electronics

Largest Supplier of Electrical and Electronic Components

*Click to view similar products for [Aluminium Electrolytic Capacitors - SMD category](#):*

*Click to view products by [Lelon manufacturer](#):*

Other Similar products are found below :

[EEV-FK1E332W](#) [ULV2H1R8MNL1GS](#) [MAL214099813E3](#) [CA025M4R70REB-0405](#) [HUB1800-S](#) [34610](#) [RYK-50V101MG5TT-FL](#)  
[107AXZ016MQ5](#) [RVJ-50V101MH10U-R](#) [EMVH101GRA221MMN0S](#) [MAL214097402E3](#) [MAL215375471E3](#) [MAL224699909E3](#)  
[MAL224699813E3](#) [MAL215099017E3](#) [MAL215099818E3](#) [AEH1010331M025R](#) [AEA1010102M016R](#) [AEH1012471M016R](#)  
[MAL213967339E3](#) [ZSC00AF2211EARL](#) [VB1E100MB054000CE0](#) [RVT1000UF10V34RV0081](#) [XT100UF50V90RV0067](#)  
[RVE100UF16V67RV0046](#) [XT47UF50V90RV0082](#) [XT22UF50V90RV0083](#) [RST22UF50V026](#) [RST10UF16V013](#) [RST100UF25V004](#)  
[RST100UF35V009](#) [RST47UF25V035](#) [RST47UF50V038](#) [RST220UF25V019](#) [RSL220UF25V021](#) [XT10UF25V90RV0068](#)  
[FZ100UF50V90RV0066](#) [RST100UF16V003](#) [XT100UF10V90RV0060](#) [XT100UF16V90RV0061](#) [RT100UF35V90RV0102](#)  
[XT100UF35V90RV0065](#) [FZ100UF35V90RV0064](#) [XT100UF25V90RV0062](#) [XT220UF10V90RV0073](#) [XT220UF35V90RV0076](#)  
[XT470UF6.3V90RV0128](#) [LZ47UF35V90RV0123](#) [XT330UF25V90RV0127](#) [XT47UF35V90RV0081](#)