

## VZL Series

### Features

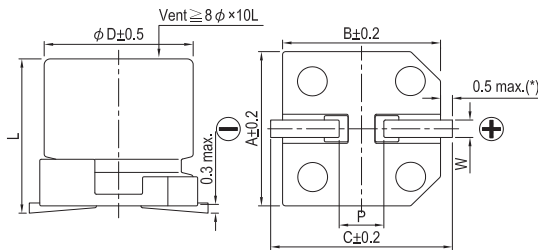
- $4\phi \sim 10\phi$ , 105°C, 2,000 hours assured
- Large capacitance with ultra low impedance capacitors
- Designed for surface mounting on high density PC board
- RoHS compliance

Marking color: Black

### Specifications

Items	Performance																							
Category Temperature Range	-55°C ~ +105°C																							
Capacitance Tolerance	±20% (at 120 Hz, 20°C)																							
Leakage Current (at 20°C)	$I = 0.01CV$ or 3 (μA) whichever is greater (after 2 minutes) Where, C = rated capacitance in μF, V = rated DC working voltage in V																							
Tanδ (at 120 Hz, 20°C)	<table border="1"> <thead> <tr> <th>Rated Voltage</th> <th>6.3</th> <th>10</th> <th>16</th> <th>25</th> <th>35</th> <th>50</th> </tr> </thead> <tbody> <tr> <td>Tanδ (max)</td> <td>0.26</td> <td>0.19</td> <td>0.16</td> <td>0.14</td> <td>0.12</td> <td>0.10</td> </tr> </tbody> </table>	Rated Voltage	6.3	10	16	25	35	50	Tanδ (max)	0.26	0.19	0.16	0.14	0.12	0.10									
Rated Voltage	6.3	10	16	25	35	50																		
Tanδ (max)	0.26	0.19	0.16	0.14	0.12	0.10																		
Low Temperature Characteristics (at 120 Hz)	<p>Impedance ratio shall not exceed the values given in the table below.</p> <table border="1"> <thead> <tr> <th colspan="2">Rated Voltage</th> <th>6.3</th> <th>10</th> <th>16</th> <th>25</th> <th>35</th> <th>50</th> </tr> </thead> <tbody> <tr> <td rowspan="2">Impedance Ratio</td> <td>Z(-25°C)/Z(+20°C)</td> <td>4</td> <td>3</td> <td>2</td> <td>2</td> <td>2</td> <td>2</td> </tr> <tr> <td>Z(-55°C)/Z(+20°C)</td> <td>8</td> <td>5</td> <td>4</td> <td>3</td> <td>3</td> <td>3</td> </tr> </tbody> </table>	Rated Voltage		6.3	10	16	25	35	50	Impedance Ratio	Z(-25°C)/Z(+20°C)	4	3	2	2	2	2	Z(-55°C)/Z(+20°C)	8	5	4	3	3	3
Rated Voltage		6.3	10	16	25	35	50																	
Impedance Ratio	Z(-25°C)/Z(+20°C)	4	3	2	2	2	2																	
	Z(-55°C)/Z(+20°C)	8	5	4	3	3	3																	
Endurance	<table border="1"> <thead> <tr> <th>Test Time</th> <th>2,000 Hrs</th> </tr> </thead> <tbody> <tr> <td>Capacitance Change</td> <td>Within ±30% of initial value</td> </tr> <tr> <td>Tanδ</td> <td>Less than 300% of specified value</td> </tr> <tr> <td>Leakage Current</td> <td>Within specified value</td> </tr> </tbody> </table> <p>* The above specifications shall be satisfied when the capacitors are restored to 20°C after the rated voltage applied for 2,000 hours at 105°C.</p>	Test Time	2,000 Hrs	Capacitance Change	Within ±30% of initial value	Tanδ	Less than 300% of specified value	Leakage Current	Within specified value															
Test Time	2,000 Hrs																							
Capacitance Change	Within ±30% of initial value																							
Tanδ	Less than 300% of specified value																							
Leakage Current	Within specified value																							
Shelf Life Test	Test time: 1,000 hours; other items are the same as those for the Endurance.																							
Ripple Current and Frequency Multipliers	<table border="1"> <thead> <tr> <th>Frequency(Hz)</th> <th>50, 60</th> <th>120</th> <th>1k</th> <th>10k up</th> </tr> </thead> <tbody> <tr> <td>Multiplier</td> <td>0.60</td> <td>0.70</td> <td>0.85</td> <td>1.0</td> </tr> </tbody> </table>	Frequency(Hz)	50, 60	120	1k	10k up	Multiplier	0.60	0.70	0.85	1.0													
Frequency(Hz)	50, 60	120	1k	10k up																				
Multiplier	0.60	0.70	0.85	1.0																				

### Diagram of Dimensions



### Lead Spacing and Diameter

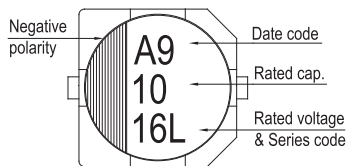
Unit: mm

φ D	L	A	B	C	W	P ± 0.2
4	5.8 ± 0.3	4.3	4.3	5.1	0.5 ~ 0.8	1.0
5	5.8 ± 0.3	5.3	5.3	5.9	0.5 ~ 0.8	1.5
6.3	5.8 ± 0.3	6.6	6.6	7.2	0.5 ~ 0.8	2.0
6.3	7.7 ± 0.3	6.6	6.6	7.2	0.5 ~ 0.8	2.0
8	10 ± 0.5	8.3	8.3	9.0	0.7 ~ 1.1	3.1
10	10 ± 0.5	10.3	10.3	11.0	0.7 ~ 1.3	4.7

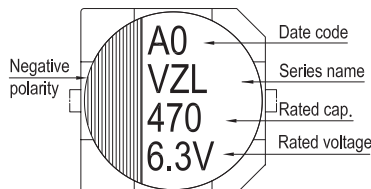
(\*) : For 4 ~ 6.3 φ is 0.4 max.

### Marking

φ D ≤ 6.3mm



φ D = 8 ~ 10mm



SMD



Dimension:  $\phi D \times L$ (mm)  
 Ripple Current: mA/rms at 100k Hz, 105°C  
 Impedance:  $\Omega$ / at 100k Hz, 20°C

Dimension and Permissible Ripple Current

Rated Volt. (Vdc)	Cap. (µF)	Contents	6.3V (0J)			10V (1A)			16V (1C)			25V (1E)			35V (1V)			50V (1H)				
			$\phi D \times L$	Imp.	mA	$\phi D \times L$	Imp.	mA	$\phi D \times L$	Imp.	mA	$\phi D \times L$	Imp.	mA	$\phi D \times L$	Imp.	mA	$\phi D \times L$	Imp.	mA		
4.7	4R7																4×5.8	1.35	90			
10	100							4×5.8	1.35	90	4×5.8	1.35	90	5×5.8	0.70	160						
22	220		4×5.8	1.35	90	4×5.8	1.35	90	5×5.8	0.70	160	5×5.8	0.70	160	6.3×5.8	0.36	240					
33	330		4×5.8	1.35	90	5×5.8	0.70	160	6.3×5.8	0.36	240	6.3×5.8	0.36	240	6.3×5.8	0.36	240					
47	470		5×5.8	0.70	160	6.3×5.8	0.36	240	6.3×5.8	0.36	240	6.3×5.8	0.36	240	6.3×5.8	0.36	240					
68	680		6.3×5.8	0.36	240	6.3×5.8	0.36	240	6.3×5.8	0.36	240	6.3×5.8	0.36	240	6.3×7.7	0.32	290					
100	101		6.3×5.8	0.36	240	6.3×5.8	0.36	240	6.3×5.8	0.36	240	6.3×7.7	0.32	290	8×10	0.16	600	8×10	0.34	350		
150	151		6.3×5.8	0.36	240	6.3×5.8	0.36	240	6.3×7.7	0.32	290	8×10	0.16	600	8×10	0.16	600					
220	221		6.3×5.8	0.36	240	6.3×7.7	0.32	290	6.3×7.7	0.32	290	8×10	0.16	600	10×10	0.08	850	10×10	0.18	670		
330	331		6.3×7.7 8×10	0.32 0.16	290 600	8×10	0.16	600	8×10	0.16	600	8×10	0.16	600	10×10	0.08	850					
470	471		8×10	0.16	600	8×10	0.16	600	8×10 10×10	0.16 0.08	600 850	10×10	0.08	850								
680	681		8×10	0.16	600	10×10	0.08	850	10×10	0.08	850											
1,000	102		8×10	0.16	600	10×10	0.08	850														
1,500	152		10×10	0.08	850																	

Part Numbering System

VZL Series	470µF	±20%	6.3V	Carrier Tape	8 $\phi$ ×10L	Pb-free and PET coating case
<b>VZL</b>	<b>471</b>	<b>M</b>	<b>0J</b>	<b>TR</b>	<b>-</b>	<b>0810</b>
Series Name	Capacitance	Capacitance Tolerance	Rated Voltage	Package Type	Terminal Type	Case size
						Lead Wire and Coating Type

Note: For more details, please refer to "Part Numbering System (SMD Type)" on page 15.

SMD

## X-ON Electronics

Largest Supplier of Electrical and Electronic Components

*Click to view similar products for [Aluminium Electrolytic Capacitors - SMD category](#):*

*Click to view products by [Lelon manufacturer](#):*

Other Similar products are found below :

[EEV-FK1E332W](#) [22927](#) [MAL214099813E3](#) [NRWA331M63V12.5X20TBF](#) [HUB1800-S](#) [34610](#) [RYK-50V101MG5TT-FL](#) [107AXZ016MQ5](#)  
[UCX1E102MNQ1MS](#) [EMF1EM101E83D00R](#) [EMK1AM221E83D00R](#) [EMK1EM471GB0D00R](#) [EMK1VM101E83D00R](#)  
[EMVY350ARA221MHA0G](#) [UV2G3R3M0810VG](#) [EMK1VM101FB0D00R](#) [RVT2A4R7M0605](#) [MAL214097402E3](#) [MAL215375471E3](#)  
[MAL224699909E3](#) [MAL224699813E3](#) [MAL215099014E3](#) [MAL215099017E3](#) [MAL215099117E3](#) [MAL215099818E3](#)  
[HV100M100E077ETR](#) [RC0J226M04005VR](#) [RC0J476M05005VR](#) [RC1A227M08010VR](#) [RC1V476M6L006VR](#) [MAL214099111E3](#)  
[EXV107M025A9HAA](#) [50SEV1M4X5.5](#) [50SKV1M4X5.5](#) [TYEH1A336E55MTR](#) [UCD1V100MCQ1GS](#) [UCX1H471MNQ1MS](#)  
[35SGV220M10X10.5](#) [35SLV10M5X6.1](#) [VEJ220M1VTR-0606](#) [VES2R2M1HTR-0405](#) [50SEV10M6.3X5.5](#) [50SGV1M4X6.1](#) [107SML016M](#)  
[EDK226M035A9DAA](#) [EEV-HA1A471UP](#) [SC1C476M05005VR](#) [UCX1H471MNS1MS](#) [VZH331M1ETR-0810](#) [VES101M1CTR-0605](#)